

**FINAL ACTS**  
**of the CEPT Multi-lateral Meeting**  
**for the frequency band 1452 - 1479.5 MHz**

**Constanța, 2007**

**(MA02revCO07)**

**Annex**

## FINAL ACTS

of the

CEPT Multi-lateral Meeting

Constanța, 2007

**For the revision of the Special Arrangement of the European Conference of Postal and Telecommunications Administrations (CEPT) relating to the use of the band 1452 – 1479.5 MHz for Terrestrial Digital Audio Broadcasting (T-DAB), Maastricht, 2002**

### PREAMBLE

The Delegates of the following CEPT Administrations of Member States of the International Telecommunication Union (ITU):

*Republic of Austria, Kingdom of Belgium, Republic of Bulgaria, Republic of Croatia, Republic of Cyprus, Czech Republic, Kingdom of Denmark, Republic of Estonia, Republic of Finland, French Republic, Federal Republic of Germany, Hellenic Republic, Republic of Hungary, Ireland, Italian Republic, Republic of Latvia, Principality of Liechtenstein, Republic of Lithuania, Grand Duchy of Luxembourg, Republic of Malta, Republic of Moldova, Kingdom of the Netherlands, Kingdom of Norway, Republic of Poland, Portuguese Republic, Romania, Republic of Serbia, Slovak Republic, Republic of Slovenia, Kingdom of Spain, Sweden, Swiss Confederation, Republic of Turkey, Ukraine, United Kingdom of Great Britain and Northern Ireland, Vatican City State ,*

participating in the Multi-lateral Meeting for the frequency band 1452 - 1479.5 MHz, Constanța, July 2007, convened by the Electronic Communications Committee of the CEPT under the terms of Article 6 of the ITU Radio Regulations,

have, in signing these Final Acts at this meeting or in application of the provisions of Article 2.2, agreed as follows:

## **Article 1**

The text of the Special Arrangement concluded at the T-DAB Planning Meeting, Maastricht, 2002, shall be replaced by the text annexed to these Final Acts, referred to as the Maastricht 2002, Special Arrangement, as revised in Constanța, 2007 (MA02revCO07) in order to facilitate the introduction of terrestrial mobile multimedia services.

## **Article 2**

2.1. The Special Arrangement as given in the Annex shall enter into force on 01 September 2007 at 0001 hours UTC and shall be binding only between contracting administrations that have signed these Final Acts or acceded to the Special Arrangement, after its entry into force, in accordance with the provisions of its Article 7.

2.2. Any CEPT Administration, that has been unable to sign these Final Acts during the present Multi-lateral Meeting, or has only signed subject to confirmation, may sign or confirm its signature by correspondence not later than 31 August 2007 at 2400 hours UTC. The signature shall be made without reservations, except that it may be subject to ratification. The Chairman of the ECC will notify all CEPT Administrations not having attended the present Multi-lateral Meeting of this possibility. Any CEPT Administration wishing to make use of this procedure shall accordingly notify the Chairman of the ECC, who will immediately take the necessary measures for signature by correspondence.

## **Article 3**

In accordance with No. 6.5 of the Radio Regulations, the Chairman of the ECC, through his administration, shall notify the Secretary-General of the ITU of the conclusion and content of the Special Arrangement including the names of the Administrations that have signed these Final Acts containing the annexed Arrangement or that have acceded to the Maastricht, 2002, Special Arrangement, as revised in Constanța 2007.

IN WITNESS WHEREOF the undersigned representatives of CEPT Administrations, having been duly authorised thereto, have signed the originals in each of the English, French and German languages of these Final Acts, which shall be deposited in the archives of the Radiocommunications Agency of the Kingdom of the Netherlands, which shall forward a copy to each contracting administration.

Done at Constanța, 04 July 2007







For the Administration of the  
Republic of Austria : (Walter Marxt)



For the Administration of the  
Kingdom of Belgium : (Freddy Baert)




(Patrick Van der Gracht)




(Pierre Cornelis)


This signature also engages the Flemish  
Community, French Community and German-  
speaking Community





For the Administration of the  
Republic of Bulgaria : (Bozhidar Liubomirov Kozhuharov)


  
\_\_\_\_\_  
For the Administration of the  
Republic of Croatia : (Miljenko Krvissek)

  
\_\_\_\_\_  
For the Administration of the  
Republic of Cyprus : (Stelios Himonas)

  
\_\_\_\_\_  
For the Administration of the  
Czech Republic : (Jiri Duchac)

  
\_\_\_\_\_  
For the Administration of the  
Kingdom of Denmark : (Per Christensen)

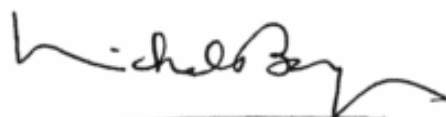
  
\_\_\_\_\_  
For the Administration of the  
Republic of Estonia : (Priit Soom)

  
\_\_\_\_\_  
For the Administration of the  
Republic of Finland : (Jani Engelberg)

For the Administration of the  
French Republic :




(Jean-Yves Montfort)




Michel BOYON

For the Administration of the  
Federal Republic of Germany :




(Reiner Liebler)

For the Administration of the  
Hellenic Republic :



(Stavros Kalafatidis)

For the Administration of the  
Republic of Hungary :



(Robert Gulyas)

subject to certification

For the Administration of Ireland : J. R. Connolly  
(Jim Connolly)

Rory Hinchy  
(Rory Hinchy)

Peter Moran  
(Peter Moran)

For the Administration of the  
Italian Republic : Francesco Agello  
(Francesco Agello)

For the Administration of the  
Republic of Latvia : Vjačeslavs Vogoļenoks  
(Vjačeslavs Vogoļenoks)

Inārs Jēkabsons  
(Inārs Jēkabsons)





For the Administration of the  
Principality of Liechtenstein : (Farshad Hosseini)



For the Administration of the  
Republic of Lithuania : (Mindaugas Žilinskas)




Grand Duchy of Luxembourg :  
For the Minister of Communications  
(Roland Thurmes)




For the Administration of the  
Republic of Malta : (Adrian Galea)





For the Administration of the  
Republic of Moldova : (Andrei Nemtanu)




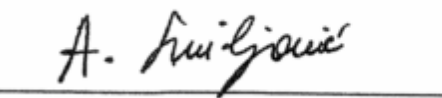
For the Administration of the  
Kingdom of the Netherlands : (Lilian Jeanty)

For the Administration of the  
Kingdom of Norway :   
(Geir Jan Sundal)

For the Administration of the  
Republic of Poland :   
(Jacek Losik)

For the Administration of the  
Portuguese Republic :   
(Luísa Mendes)

For the Administration of Romania :   
(Adrian Ionescu)

For the Administration of the  
Republic of Serbia:   
(Dr. Aleksandra Smiljanić)

For the Administration of the  
Slovak Republic :   
(Milan Mizera)


For the Administration of the  
Republic of Slovenia:   
(Igor Funa)




For the Administration of the  
Kingdom of Spain : (Celestino Menéndez)



For the Administration of  
Sweden : (Anders Frederich)




For the Administration of the  
Swiss Confederation : (Philippe Horisberger)




For the Administration of the  
Republic of Turkey : (Galip Zerey)



For the Administration of Ukraine :  
(Andriy Zaslavets)



For the Administration of the  
United Kingdom of Great Britain  
and Northern Ireland : (Stephen Bond)



For the Administration of the  
Vatican City State : (Constantino Pacifici)



To  
The CEPT Administrations

Date	Enclosures
6-09-2007	--
Our reference	Your reference
CvD/ECC	--
Subject	
Accession of the Former Yugoslav Republic of Macedonia to WI95revCO07 and MA02revCO07	


Dear CEPT colleagues

I wish to inform you that the Administration of the Former Yugoslav Republic of Macedonia has acceded to the Wiesbaden, 1995, Special Arrangement, as revised in Constanța 2007.

On 31-08-2007 I received a letter from H.E. Mr Mile Janakieski, Minister of transport and communications of this Republic, informing me that his Administration has decided to seek accession to the above mentioned Special Arrangements without reservation and will seek it on the basis of the plan as it stands of the date of accession...

This deposit of an instrument of accession is in accordance with Article 7 of the Wiesbaden, 1995, Special Arrangement, as revised in Constanța 2007, as well as the Article 7 of the Maastricht, 2002, Special Arrangement, as revised in Constanța 2007. Therefore the Former Yugoslav Republic of Macedonia is from 31-08-2007 a Contracting Administration to both Special Arrangements.

Yours sincerely



Chris van Diepenbeek  
Chairman CEPT Electronic Communications Committee



**ANNEX**

**The Maastricht, 2002,  
Special Arrangement, as revised in  
Constanța, 2007  
(MA02revCO07)**

**THE CEPT MULTI-LATERAL MEETING,**

**CONSTANȚA, 2007**

**Special Arrangement  
of the European Conference of Postal and Telecommunications Administrations (CEPT)  
relating to the use of the band 1452 – 1479.5 MHz  
for terrestrial mobile multimedia services**

**PREAMBLE**

The Delegates of the following CEPT Administrations of Member States of the International Telecommunication Union (ITU):

*Republic of Austria, Kingdom of Belgium, Republic of Bulgaria, Republic of Croatia, Republic of Cyprus, Czech Republic, Kingdom of Denmark, Republic of Estonia, Republic of Finland, French Republic, Federal Republic of Germany, Hellenic Republic, Republic of Hungary, Ireland, Italian Republic, Republic of Latvia, Principality of Liechtenstein, Republic of Lithuania, Grand Duchy of Luxembourg, Republic of Malta, Republic of Moldova, Kingdom of the Netherlands, Kingdom of Norway, Republic of Poland, Portuguese Republic, Romania, Republic of Serbia, Slovak Republic, Republic of Slovenia, Kingdom of Spain, Sweden, Swiss Confederation, Republic of Turkey, Ukraine, United Kingdom of Great Britain and Northern Ireland, Vatican City State,*

have adopted the following provisions concerning terrestrial mobile multimedia services in the band 1452 – 1479.5 MHz in the Planning Area as defined in Article 1 of this Special Arrangement, and the Allotment Plan for T-DAB.



## ARTICLE 1

### Definitions

For the purposes of this Special Arrangement, the following terms shall have the meanings defined below:

- 1.1 **ITU:** The International Telecommunication Union.
- 1.2 **Radiocommunication Bureau:** The ITU Radiocommunication Bureau.
- 1.3 **Radio Regulations:** The Radio Regulations (edition of 2004).
- 1.4 **CEPT:** The European Conference of Postal and Telecommunications Administrations.
- 1.5 **ECC:** The Electronic Communications Committee of the CEPT.
- 1.6 **ERO:** The European Radiocommunications Office.
- 1.7 **Special Arrangement:** This Special Arrangement and its Annexes.
- 1.8 **Contracting Administration:** Any administration of a Member State of the ITU, which has approved or acceded to this Special Arrangement.
- 1.9 **Administration:** Unless otherwise indicated, the term *administration* designates an administration as defined in the ITU Constitution.
- 1.10 **Plan:** The Plan forming Annex 1 to this Special Arrangement together with all later modifications.
- 1.11 **Planning Area:** The territories of the Contracting Administrations.
- 1.12 **Allotment:** Entry in the Plan of a frequency block designated for use by an administration for terrestrial mobile multimedia services in an Allotment Area under the conditions specified in the relevant annexes. Each allotment may be used for one or more assignments using the technical criteria specified in Annex 4.
- 1.13 **Allotment Area:** The coverage area of an allotment, the boundaries of which are defined by geographical co-ordinates associated with this allotment.
- 1.14 **Assignment:** Any assignment for which the procedure of Article 6 has been successfully applied.
- 1.15 **T-DAB Assignment List:** The list of T-DAB assignments co-ordinated and notified in accordance with this Special Arrangement.

- 1.16 *Plan Management Body:*** The ERO, tasked by the ECC to manage the procedures of this Special Arrangement.
- 1.17 *CEPT T-DAB Planning Meeting, Wiesbaden, 1995:*** The CEPT meeting that adopted the Final Acts containing the Special Arrangement of the European Conference of Postal and Telecommunications Administrations (CEPT) relating to the use of the bands 47 – 68 MHz, 87.5 – 108 MHz, 174 – 230 MHz, 230 – 240 MHz and 1452 – 1492 MHz for the introduction of Terrestrial Digital Audio Broadcasting (T-DAB).
- 1.18 *CEPT T-DAB Planning Meeting (2), Bonn, 1996:*** The CEPT meeting that adopted the Final Acts containing the revision of certain parts of the Special Arrangement, Wiesbaden, 1995.
- 1.19 *CEPT T-DAB Planning Meeting (4), Maastricht, 2002:*** The CEPT meeting that adopted the Final Acts containing the Special Arrangement of the European Conference of Postal and Telecommunications Administrations (CEPT) relating to the use of the band 1452 – 1479.5 MHz for Terrestrial Digital Audio Broadcasting (T-DAB).
- 1.20 *CEPT Multi-lateral Meeting for the frequency band 1452 - 1479.5 MHz, Constanta, 2007:*** The CEPT meeting that adopted the Final Acts containing the revision of certain parts of the Special Arrangement, Maastricht, 2002.
- 1.21 *T-DAB:*** Terrestrial digital audio broadcasting system which complies with the European Standard EN 300 401.

## ARTICLE 2

### Execution of the Special Arrangement

- 2.1** The Contracting Administrations shall apply for their T-DAB stations in the band 1452 – 1479.5 MHz the technical bases specified in Annex 2 to this Special Arrangement.
- 2.2** The Contracting Administrations shall not modify their allotments, except under the conditions provided for in Article 4 of this Special Arrangement.
- 2.3** The Contracting Administrations may bring into use assignments in the band 1452 – 1479.5 MHz in accordance with their allotments in the Plan and only under the conditions set out in Article 6 of this Special Arrangement.
- 2.4** The T-DAB Plan entries may be used for terrestrial mobile multimedia services with characteristics that may be different from those appearing in the Plan but within the envelope of their T-DAB Plan entry or aggregate entries under the provisions of the Special Arrangement, and that their administrations agree that any such use will be afforded protection to the levels defined by the interfering field strengths as arising from their Plan entries, taking into account any relevant bilateral agreements.

- 2.5** The Contracting Administrations undertake to study and in common agreement to put into practice the measures necessary to eliminate any problems that might result from the application of this Special Arrangement.

## **ARTICLE 3**

### **Annexes to the Special Arrangement**

The Special Arrangement contains the following Annexes:

**3.1** *Annex 1:* The T-DAB Frequency Block Allotment Plan

The Frequency Allotment Plan for T-DAB stations of Contracting Administrations in the band 1452 – 1479.5 MHz containing frequency allotments and associated characteristics of T-DAB stations co-ordinated either

- during the CEPT T-DAB Planning Meeting, Wiesbaden, 1995, or
- by the application of provisions contained in the Wiesbaden, 1995, Special Arrangement, or
- during the CEPT T-DAB Planning Meeting (4), Maastricht 2002, or
- by the application of provisions contained in the Maastricht, 2002, Special Arrangement.

**3.2** *Other Annexes*

*Annex 2:* Technical Bases for T-DAB Planning

*Annex 3:* Basic characteristics of a T-DAB allotment and a T-DAB assignment to be communicated in application of the procedures of Article 4 and Article 6.

*Annex 4:* Technical procedures for co-ordination

## **ARTICLE 4**

### **Procedure concerning modifications to the Plan**

- 4.1** The Allotment Plan for T-DAB established either
- by the CEPT T-DAB Planning Meeting, Wiesbaden, 1995, or
  - by the application of provisions contained in the Wiesbaden, 1995, Special Arrangement, or
  - by the CEPT T-DAB Planning Meeting (4)

shall be open to modification in accordance with the procedure of this Article. For that purpose the Plan Management Body, on behalf of the ECC, shall maintain the master copy of the Plan containing all modifications made to the Plan.

- 4.2** If an administration wishes to modify the Plan, it shall apply the procedure below.
- 4.3** A proposed modification to the Plan may consist of:
  - 4.3.1** a change in the characteristics of an allotment in the Plan;
  - 4.3.2** the inclusion of a new allotment in the Plan;
  - 4.3.3** the suppression of an allotment in the Plan.
- 4.4** For the purpose of effecting a modification to the Plan, the administration concerned shall:
  - 4.4.1** identify the affected administrations, having regard to the relevant provisions associated with the Plan;
  - 4.4.2** send a request for agreement to the administrations concerned giving the information listed in Annex 3;
  - 4.4.3** copy this request to the Plan Management Body, taking into account the provisions in 4.6.
  - 4.4.4** The actions according to 4.4.1, 4.4.2 and 4.4.3 above shall be taken not earlier than four years, but not later than 20 weeks before the date at which the proposed modification is intended to be converted into an assignment.
- 4.5** The agreement mentioned in 4.4 is not necessary if the proposed modification is:
  - 4.5.1** the suppression of an allotment in the Plan;
  - 4.5.2** any modification which results in a reduction of the Allotment Area.
- 4.6** The administration proposing a modification to the Plan shall send the information listed in Annex 3 to the Plan Management Body and shall indicate, as the case may be:
  - 4.6.1** the names of administrations which have been consulted according to 4.4;
  - 4.6.2** that it is not necessary to obtain the agreement of any administration according to 4.5.
- 4.7** The Plan Management Body, upon receiving a copy of the request under 4.4, shall publish the complete information.
- 4.8** Following receipt of the publication, an administration, believing that it should have been included in the request for agreement, shall inform the requesting administration within six

weeks of the date of publication, giving its reasons for doing so, and shall also inform the Plan Management Body, requesting that its name be included.

- 4.9** The administration seeking agreement and those administrations with which agreement is sought, may request any additional information they consider necessary.
- 4.10** Replies to a co-ordination request (4.4) shall be given within a period of twelve weeks of the date of publication or direct request.
- 4.10.1** If no reply has been received within this period, an urgent reminder shall be sent.
- 4.10.2** If, two weeks after dispatch of the reminder, no reply has been received, the administration with which co-ordination has been sought shall be considered to have agreed to the proposed change. Justification shall be given for rejecting a request.
- 4.11** When the Plan Management Body has been notified by the administration seeking co-ordination about the results of a co-ordination and finds that this procedure has been successfully concluded, either by obtaining the agreement of the administrations concerned or by the application of 4.10, it shall update the master copy of the Plan. The new or modified allotment in the Plan shall then have the same status as others appearing in the Plan and shall be considered as being in accordance with the Plan.
- 4.12** If required, the Plan Management Body shall send a copy of the revised Plan together with an updated Assignment List at six-monthly intervals to all Contracting Administrations and the Chairman of the ECC who shall send a copy to the Secretary-General of the ITU.
- 4.13** If a modification of an allotment, although made in accordance with the provisions of this Article, results in harmful interference to services of other administrations when it is converted into an assignment, the administration which brought the assignment into use shall, in cooperation with the affected administration, take the necessary action to eliminate such interference in accordance with the relevant provisions of the Radio Regulations.
- 4.14** Administrations shall communicate information to the Plan Management Body in electronic form. For submission of basic characteristics of T-DAB allotments the record-structure specified in Appendix 1 to Annex 3 shall be used.

## **ARTICLE 5**

### **Compatibility and sharing with other radiocommunication services**

#### **Section 1: T-DAB interfering with other radiocommunication services**

- 5.1** Any administration intending to convert an allotment into one or more assignments in accordance with Article 6 of this Special Arrangement, in the band 1452 – 1479.5 MHz, shall obtain the agreement of Contracting Administrations whose other

radiocommunication services are likely to be affected. However, such agreement is unnecessary if the T-DAB assignment is within the corresponding allotment and the limits referred to in the following sub-sections are not exceeded.

- 5.1.1 Reception of *stations in the mobile service, except the aeronautical mobile service*, operating in the band 1452 - 1492 MHz in conformity with the Radio Regulations on a primary basis is likely to be affected by a proposed T-DAB frequency block assignment if the appropriate limits indicated in Annex 2 are exceeded.
- 5.1.2 Reception of *stations in the fixed service* operating in the band 1452 – 1492 MHz in conformity with the Radio Regulations on a primary basis is likely to be affected by a proposed T-DAB frequency block assignment if the appropriate limits indicated in Annex 2 are exceeded.
- 5.1.3 Reception of *stations in the aeronautical mobile service*, exclusively for the purposes of telemetry, operating in the band 1452 – 1492 MHz in conformity with No. 5.342 of the Radio Regulations is likely to be affected by a proposed T-DAB frequency block assignment if the appropriate limits indicated in Annex 2 are exceeded.
- 5.1.4 Reception of *stations in the broadcasting satellite service* operating in the band 1452 – 1492 MHz in accordance with Resolution 528 ( Rev. WRC-03) is likely to be affected by a proposed T-DAB frequency block assignment if the appropriate limits indicated in Annex 2 are exceeded.

## **Section 2: Other radiocommunication services interfering with T-DAB**

- 5.2 Any administration intending to bring into service a station of another radiocommunication service in accordance with this Special Arrangement shall obtain the agreement of other Contracting Administrations whose T-DAB allotments are likely to be affected.
  - 5.2.1 T-DAB allotments in the band 1452 – 1479.5 MHz which are in conformity with this Special Arrangement are likely to be affected by a proposed assignment to a station in the mobile service if the appropriate limits indicated in Annex 2 are exceeded.
  - 5.2.2 T-DAB allotments in the band 1452 – 1479.5 MHz which are in conformity with this Special Arrangement are likely to be affected by a proposed assignment to a station in the fixed service if the appropriate limits indicated in Annex 2 are exceeded.
  - 5.2.3 T-DAB allotments in the band 1452 – 1479.5 MHz which are in conformity with this Special Arrangement are likely to be affected by a proposed assignment to a station in the aeronautical mobile service operating in accordance with No. 5.342 of the Radio Regulations if the appropriate limits indicated in Annex 2 are exceeded.

## ARTICLE 6

### **Conversion of an allotment into one or more assignments and the associated co-ordination and notification procedures**

#### **Section 1: Basic principles of the conversion of an allotment into one or more assignments**

**6.1.1** When an administration intends to convert an allotment which is in accordance with this Special Arrangement into one or more assignments, or to modify a T-DAB assignment, it shall, using the procedures in Annex 4, determine if the assignment exceeds the field strength limits of the corresponding allotment in the Plan. If the limits are not exceeded, co-ordination is not required and the procedure in Section 2 below shall be applied. Otherwise, co-ordination is required and the procedure in Section 3 shall be applied.

**6.1.2** Services brought into use under the terms of paragraph 2.4 shall not cause more interference nor claim more protection than the relevant T-DAB allotments in the Plan.

Systems with a bandwidth greater than one single T-DAB frequency block may be brought into operation by aggregating contiguous T-DAB frequency blocks which appear in the Plan under the conditions given in Annex 2.

**6.1.3** When an administration intends to suppress an assignment from the Assignment List, the same procedure as for the suppression of an allotment shall be used (see Article 4).

#### **Section 2: Cases where co-ordination is not required**

**6.2.1** The administration shall send details of the proposed new or modified assignment to the Plan Management Body who shall publish these details.

**6.2.2** An administration considering that co-ordination may be required shall, within six weeks of the date of publication, inform the requesting administration giving its reasons for doing so, with a copy to the Plan Management Body.

**6.2.3** If there are no requests for co-ordination within six weeks of the date of publication, the Plan Management Body shall, upon request of the administration, include the assignment in the T-DAB Assignment List.

#### **Section 3: Cases where co-ordination is required**

**6.3.1** The administration shall, using the procedures listed in Annex 4, identify those administrations likely to be affected and send a request for co-ordination to them. The details listed in Annex 3 of the proposed new or modified assignment, together with the names of administrations with which co-ordination has been sought, shall also be sent to the Plan Management Body who shall publish these details.

- 6.3.2** Following receipt of this publication, an administration considering that it is also affected shall inform the requesting administration and the Plan Management Body within six weeks, giving its reasons for doing so.
- 6.3.3** Replies to a co-ordination request shall be given within a period of twelve weeks. If no reply has been received within this period, an urgent reminder shall be sent. If, two weeks after dispatch of the reminder, no reply has been received, the administration with which co-ordination has been sought shall be considered to have agreed to the proposed assignment.
- 6.3.4** The requesting and affected administrations shall, by mutual agreement, decide whether it is necessary to apply the procedure described in Article 4 to obtain a modification to the Plan.
- 6.3.5** If the administrations concerned decide that application of the Article 4 procedure is not necessary because an agreement on the technical characteristics of the assignment was obtained in the course of consultations, the requesting administration shall inform the Plan Management Body of these technical characteristics. This assignment shall be considered as in accordance with the Plan and the Plan Management Body shall include it in the T-DAB Assignment List.
- 6.3.6** If the administrations concerned decide that application of the Article 4 procedure is necessary, the requesting administration shall apply the Article 4 procedure and inform the Plan Management Body accordingly.

**Section 4: Co-ordination of new assignments and suppression of assignments to stations of other radiocommunication services**

- 6.4.1** An administration may at any time assign frequencies to stations of other radiocommunication services in the band 1452 – 1479.5 MHz provided that the relevant limits specified in Annex 2 are not exceeded. If they are exceeded, the agreement of any affected administrations shall be obtained by means of bilateral or multilateral agreements.
- 6.4.2** When an administration intends to suppress an assignment to a station or, where applicable, a service area of other radiocommunication services in the band 1452 – 1479.5 MHz, it shall inform the administrations with which co-ordination of the station or service area had been carried out. The administration shall also inform the Plan Management Body.

**Section 5: Notification of T-DAB assignments to the Radiocommunication Bureau**

- 6.5.1** When a Contracting Administration proposes to bring into use a T-DAB assignment in accordance with this Special Arrangement, it shall seek the agreement of non-Contracting Administrations whose services are likely to be affected. The result of co-ordination shall be sent to the Radiocommunication Bureau when notifying the T-DAB assignment in accordance with the provisions of Article 11 of the Radio Regulations. The Contracting Administration shall also indicate that the assignment is in accordance with this Special Arrangement.



**6.5.2** Notices of T-DAB assignments in accordance with this Special Arrangement will not be examined by the Radiocommunication Bureau with respect to harmful interference to or from the assignments recorded in the ITU Master Register on behalf of Contracting Administrations.

**6.5.3** Notices of T-DAB assignments in accordance with this Special Arrangement in the band 1452 – 1479.5 MHz shall include a specific reference to the fact that the station will be operated in accordance with the provisions of Resolution 528 (Rev. WRC-03) in respect of relations with non-Contracting Administrations.

#### **Section 6: Status of T-DAB assignments in the Assignment List**

**6.6.1** In relations between Contracting Administrations, T-DAB assignments which are part of the Plan and included in the T-DAB Assignment List have the same status and have the degree of protection defined in the technical annexes to this Special Arrangement, irrespective of the date on which they are brought into service.

**6.6.2** In relations between Contracting Administrations, the status and protection of T-DAB assignments in the band 1452 – 1479.5 MHz as described in 6.6.1 should not be changed when the provisions of a future plan for the broadcasting-satellite service (sound) and the procedures for the co-ordinated use of complementary terrestrial broadcasting come into force, as envisaged by Resolution 528 (Rev. WRC-03). However, the provisions of the current Radio Regulations shall apply in relations with non-Contracting Administrations.

#### **Section 7: Exchange of information**

**6.7** Administrations shall communicate information to the Plan Management Body in electronic form. For submission of basic characteristics of T-DAB assignments the record-structure specified in Appendix 2 to Annex 3 shall be used.

### **ARTICLE 7**

#### **Accession to the Special Arrangement**

**7.1** Any CEPT Administration which has not signed the Special Arrangement may at any time deposit an instrument of accession with the Chairman of the ECC, who shall immediately inform the other administrations. Accession to the Special Arrangement shall be made without reservations and shall apply to the Plan as it stands at the time of accession.

**7.2** Accession to the Special Arrangement shall become effective on the date on which the instrument of accession is received by the Chairman of the ECC.

## **ARTICLE 8**

### **Scope of application of the Special Arrangement**

- 8.1** The Special Arrangement shall bind Contracting Administrations in their relations with one another but shall not bind those administrations in their relations with non-Contracting Administrations.
- 8.2** If a Contracting Administration enters reservations with regard to any provision of this Special Arrangement, other Contracting Administrations shall be free to disregard such provisions in their relations with the administration which has made such reservations.

## **ARTICLE 9**

### **Notification of this Special Arrangement to the ITU**

- 9** In accordance with No. 6.5 of the Radio Regulations the Chairman of the ECC, through his Administration, shall notify the Secretary-General of the ITU of the conclusion and content of this Special Arrangement and shall provide details of:
- any administration which denounces this Special Arrangement;
  - the expiry of the Special Arrangement;
  - any administration which accedes to this Special Arrangement.

## **ARTICLE 10**

### **Denunciation of the Special Arrangement**

- 10.1** Any Contracting Administration may denounce this Special Arrangement at any time by a notification sent to the Chairman of the ECC, who shall inform the other Contracting Administrations.
- 10.2** Denunciation shall become effective one year after the date on which the Chairman of the ECC receives the notification of denunciation.
- 10.3** On the date on which the denunciation becomes effective, the Plan Management Body shall delete from the Plan the allotments entered in the name of the Administration denouncing the Special Arrangement.

## **ARTICLE 11**

### **Revision of the Special Arrangement**

- 11** With the exception of modifications to the Plan in accordance with Article 4, a revision of this Special Arrangement shall be decided only by the Contracting Administrations at a CEPT meeting convened by the ECC in accordance with its procedures, to which at least all the Contracting Administrations shall be invited.

## **ARTICLE 12**

### **Entry into force and duration of the Special Arrangement and other provisions**

- 12.1** This Special Arrangement as revised in Constanța 2007 shall enter into force on 01 September 2007, at 0001 hours UTC.
- 12.2** This Special Arrangement and the annexed Plan have been established with a view to meeting the requirements for terrestrial mobile multimedia services.
- 12.3** This Special Arrangement shall remain in force until it is abrogated by the Contracting Administrations at a CEPT meeting convened by the ECC in accordance with its procedures, to which all the Contracting Administrations shall be invited.

## **ARTICLE 13**

### **Cases where ratification is required**

- 13.1** In accordance with the constitutional rules in force in their respective countries, some administrations may only be bound by this Special Arrangement subject to ratification.
- 13.2** The instrument of ratification shall be deposited, in as short a time as possible, with the Radiocommunications Agency of the Kingdom of the Netherlands which shall notify the Contracting Administrations of each deposit of ratification.

## ANNEX 1

### The T-DAB Frequency Block Allotment Plan

The allotments originating from the Planning Meeting Wiesbaden, 1995, or by the application of provisions contained in the Wiesbaden, 1995, Special Arrangement are contained in Part 1 of this Annex.

The allotments originating from the Planning Meeting Maastricht, 2002 are contained in Part 2 of this Annex.

1. In Part 1, the asterisks in the columns 1 and 2 under the heading "Remarks" have the following meaning:

- Remark 1: The footnote No. 5.342 of the Radio Regulations applies with respect to the aeronautical telemetry service (XR) in the Russian Federation.
- Remark 2: Administration with which co-ordination is required.

In Part 2, the asterisks in the columns 1 - 4 under the heading "Coordination required before the implementation of T-DAB allotments" have the following meaning:

- Column 1: Co-ordination required with Hungary (F3) if implemented before 2008.
- Column 2: Co-ordination required with Turkey (F1) if implemented before 2008.
- Column 3: Co-ordination required with the United Kingdom (F2) if implemented before 2008.
- Column 4: Co-ordination required with Greece (F3) if implemented before 2020.

The asterisks in the columns 1, 2 and 3 under the heading "Remarks" have the following meaning:

- Remark 1: The footnote No. 5.342 of the Radio Regulations applies with respect to the aeronautical telemetry service (XR) in the Russian Federation.
- Remark 2: The footnote No. 5.342 of the Radio Regulations applies with respect to the aeronautical telemetry service (XU) in Ukraine. In the band 1452 – 1479.5 MHz, Ukraine will phase out step by step the aeronautical telemetry service up to the year 2020.
- Remark 3: Other remarks (see Annex 1, Part 2)

2. The agreements between individual administrations specified in the column under the heading "Agreement number" are contained in the "Supplementary Information A" to this Special Arrangement.
3. The test points for the T-DAB Allotment Areas specified in the column under the heading "T-DAB Identifier" are also contained in the "Supplementary Information B" to this Special Arrangement.
4. The information described in 2 and 3 above is also available from the Plan Management Body.

**Annex 1, Part 1: Allotments transferred from the Plan, adopted at Wiesbaden, 1995**

T-DAB Identifier	Name	Block Identifier	Agreement number	Co-ordination required before the implementation of T-DAB allotments	Remarks	
					1	2
AUT00001	BURGENLAND	LA	3746 3493			
AUT00009	WIEN	LF	0419			
AUT01001	BURGENLAND	LC	1522 3500 3494			
AUT01002	KAERNTEN	LB	1523 3495			
AUT01003	NIEDEROESTERREICH	LH	1524 3496			
AUT01004	OBEROESTERREICH	LB	1525			
AUT01005	SALZBURG	LG	1521 3504			
AUT01006	STEIERMARK	LI	1520 3497			
AUT01007	TIROL	LI	3498 3519 1519 3505			
AUT01008	VORARLBERG	LG	1518			
AUT01009	WIEN	LB	1517			
BEL10005	OOSTENDE	LB	4919			
BEL20004	DAB-NAMUR	LH	4918			
BEL20005	DAB-LUXEMBOURG	LI	4989			
BEL20006	DAB-LIEGE	LF	4917			
BEL30001	DAB-DEUTSCHSPR GEM	LB	2817			
BEL30002	DAB-DEUTSCHSPR GEM	LG				
BUL10001	SOFIA	LF				
BUL10002	VARNA	LH	3973			
BUL10003	PLOVDIV	LE	3736 3974	*		GRC
BUL10004	STARA ZAGORA	LF	3737 3975	*		GRC
BUL10005	BLAGOEVRAD	LA	3738	*		GRC
BUL10006	RUSE	LG				
BUL10007	MONTANA	LG				
BUL10008	PLEVEN	LH				
CVA00006	CVA - VATICAN RADIO	LI				
CZE00001	CZE PRIORITY 2	LC				
D_00020	SH-NORDWEST	LC				
D_00021	SH-WEST	LE				
D_00022	SH-MITTE	LI				
D_00023	SH-SUED	LG	3716			
D_00024	SH-OST	LA				
D_00025	NEUWERK ZU HAMBURG	LH				
D_00026	HAMBURG	LB				
D_00027	MECKLENBURG A	LE				
D_00028	MECKLENBURG B	LD				

M- Annex 1, Part 1

T-DAB Identifier	Name	Block Identifier	Agreement number	Co-ordination required before the implementation of T-DAB allotments	Remarks	
					1	2
D 00029	MECKLENBURG C	LI				
D 00030	MECKLENBURG D	LB	3547			
D 00031	NIEDERSACHSEN 1	LD				
D 00032	NIEDERSACHSEN 2 N	LA	3517			
D 00033	NIEDERSACHSEN 3	LB				
D 00034	NIEDERSACHSEN 4	LC				
D 00035	NIEDERSACHSEN 5	LE				
D 00036	NIEDERSACHSEN 6	LC				
D 00037	BREMEN	LF				
D 00038	BREMERHAVEN	LB				
D 00039	BRANDENBURG A	LE				
D 00040	BRANDENBURG B	LB				
D 00041	BRANDENBURG C	LA	3546			
D 00042	BRANDENBURG D	LC				
D 00043	BRANDENBURG E	LA				
D 00044	BERLIN	LD				
D 00045	NORDRHEIN-WESTFALEN	LH				
D 00046	NORDRHEIN-WESTFALEN	LD				
D 00047	NORDRHEIN-WESTFALEN	LB				
D 00048	NORDRHEIN-WESTFALEN	LA				
D 00049	NORDRHEIN-WESTFALEN	LD				
D 00050	NORDRHEIN-WESTFALEN	LF				
D 00051	NORDRHEIN-WESTFALEN	LC				
D 00052	NORDRHEIN-WESTFALEN	LG				
D 00053	NORDRHEIN-WESTFALEN	LA	1508			
D 00054	NORDRHEIN-WESTFALEN	LI				
D 00055	NORDRHEIN-WESTFALEN	LH				
D 00056	NORDRHEIN-WESTFALEN	LB				
D 00057	NORDRHEIN-WESTFALEN	LA				
D 00058	NORDRHEIN-WESTFALEN	LE				
D 00059	NORDRHEIN-WESTFALEN	LC	1509			
D 00060	HE 1	LH				
D 00061	HE 2	LI				
D 00062	HE 3	LD				
D 00063	HE 4	LA				
D 00064	HE 5	LG				
D 00065	HE 6	LA				
D 00066	HE 7	LC				
D 00067	SACHSEN 1	LB				

M- Annex 1, Part 1

T-DAB Identifier	Name	Block Identifier	Agreement number	Co-ordination required before the implementation of T-DAB allotments	Remarks	
					1	2
D 00068	SACHSEN 2	LE				
D 00069	SACHSEN 3	LI				
D 00070	SACHSEN 4	LF				
D 00071	SACHSEN 5	LB				
D 00072	SACHSEN-ANHALT NORD	LA				
D 00073	SACHSEN-ANHALT MITTE	LB				
D 00074	SACHSEN-ANHALT WEST	LD				
D 00075	SACHSEN-ANHALT OST	LC				
D 00076	SACHSEN-ANHALT HALLE	LG				
D 00077	SACHSEN-ANHALT SUED	LF				
D 00078	TH NORD	LB				
D 00079	TH WEST	LC				
D 00080	TH OST	LA				
D 00081	TH SUED	LG				
D 00082	BW 1	LI				
D 00083	BW 2	LD				
D 00084	BW 3	LA	1512			
D 00085	BW 4	LE				
D 00086	BW 5	LB				
D 00087	BW 6	LG				
D 00088	BW 7	LG				
D 00089	BW 8	LF				
D 00090	BW 9	LD				
D 00091	BW 10	LC				
D 00092	BW 11	LI	4493			
D 00093	BW 12	LG				
D 00094	BW 13	LA	3417 4490			
D 00095	BW 14	LG				
D 00096	RP 1	LE				
D 00097	RP 2	LH				
D 00098	RP 3	LF				
D 00099	RP 4	LB				
D 00100	SAARLAND	LG				
D 00101	BY1	LE				
D 00102	BY2	LH				
D 00103	BY3	LB				
D 00104	BY4	LE				
D 00105	BY5 1	LF				
D 00106	BY5 2	LD				

M- Annex 1, Part 1

T-DAB Identifier	Name	Block Identifier	Agreement number	Co-ordination required before the implementation of T-DAB allotments	Remarks	
					1	2
D_00107	BY6	LH				
D_00108	BY7	LC				
D_00109	BY8	LA				
D_00110	BY9	LH				
D_00111	BY10	LD				
D_00112	BY11	LB				
D_00113	BY12	LA				
D_00114	BY13	LI				
D_00115	BY14	LG				
D_00116	BY15	LI	4523			
D_00117	BY16	LF				
D_00118	BY17	LB				
D_00119	BY18	LH				
D_00123	SH-NORDOST	LB				
D_00124	NIEDERSACHSEN 2 S	LI	4956			
D_00125	SL2/RP5/HE8-9	LD				
D_00130	NIEDERSACHSEN 7	LF				
D_00131	BERLIN II	LI				
D_00132	NORDRHEIN-WESTFALEN	LD				
D_00133	NIEDERSACHSEN 8	LI				
EST00002	EESTI POHJAREGIOON	LE			*	
EST00003	EESTI LOUNAREGIOON	LC			*	
EST00004	EESTI LAANEREGIOON	LF			*	
EST00005	EESTI IDAREGIOON	LA			*	
E_00101	ASTURIAS	LB				
E_00102	CANTABRIA	LH	2868			
E_00103	PAIS VASCO	LE	2869			
E_00104	NAVARRA	LI	2871			
E_00105	LA RIOJA	LA				
E_00106	ARAGON	LH				
E_00107	CATALUNA	LI	3444	*		
E_00108	VALENCIA	LC				
E_00109	CASTILLA LA MANCHA	LA				
E_00110	MURCIA	LB				
E_00111	ANDALUCIA	LI	2878			
E_00112	EXTREMADURA	LD				
E_00113	MADRID	LB				
E_00114	CASTILLA LEON	LF	2879			
E_00115	GALICIA	LI				



M- Annex 1, Part 1

T-DAB Identifier	Name	Block Identifier	Agreement number	Co-ordination required before the implementation of T-DAB allotments	Remarks	
					1	2
E 00116	CEUTA	LB	3460			
E 00117	MELILLA	LA	3462			
E 00118	BALEARES	LE				
E 00119	CANARIAS	LA				
F 03101	FRANCE-101	LF				Subject to special agreement between F and G
F 03102	FRANCE-102	LC	3808			Subject to special agreement between F and G
F 03103	FRANCE-103	LG				Subject to special agreement between F and G
F 03104	FRANCE-104	LD	3076 3810			Subject to special agreement between F and G
F 03105	FRANCE-105	LF				Subject to special agreement between F and G
F 03106	FRANCE-106	LA	3812			Subject to special agreement between F and G
F 03107	FRANCE-107	LB	3813			Subject to special agreement between F and G
F 03108	FRANCE-108	LD	3814			Subject to special agreement between F and G
F 03109	FRANCE-109	LF				
F 03110	FRANCE-110	LC	3816			
F 03111	FRANCE-111	LG				
F 03112	FRANCE-112	LA	3818			
F 03113	FRANCE-113	LC	3819 4939			
F 03114	FRANCE-114	LC	3820			
F 03115	FRANCE-115	LF				
F 03116	FRANCE-116	LC	3822 3275			
F 03117	FRANCE-117	LE	3823			
F 03118	FRANCE-118	LH				
F 03119	FRANCE-119	LA	3825			
F 03120	FRANCE-120	LG				
F 03121	FRANCE-121	LE	3827			
F 03122	FRANCE-122	LF				
F 03123	FRANCE-123	LA	3829 3419			
F 03124	FRANCE-124	LC	3820 3284			
F 03125	FRANCE-125	LB	3831			
F 03126	FRANCE-126	LC	3832			
F 03127	FRANCE-127	LI	3278			
F 03128	FRANCE-128	LA	3834			
F 03129	FRANCE-129	LI	3281			
F 03130	FRANCE-130	LC	3836			
F 03131	FRANCE-131	LB	3837			
F 03132	FRANCE-132	LA	3838			
F 03133	FRANCE-133	LC	3839			
F 03134	FRANCE-134	LB	3840			
F 03135	FRANCE-135	LA	3841			

M- Annex 1, Part 1

T-DAB Identifier	Name	Block Identifier	Agreement number	Co-ordination required before the implementation of T-DAB allotments	Remarks	
					1	2
F 03136	FRANCE-136	LC	3842			
F 03137	FRANCE-137	LB	3843			
F 03138	FRANCE-138	LA	3844			
F 03139	FRANCE-139	LF	0398			
F 03140	FRANCE-140	LA	3846			
F 03141	FRANCE-141	LC	0392 3847			
F 03142	FRANCE-142	LA				Subject to special agreement between F and G
F 03143	FRANCE-143	LB				Subject to special agreement between F and G
F 03144	FRANCE-144	LH				Subject to special agreement between F and G
F 03145	FRANCE-145	LB				Subject to special agreement between F and G
F 03146	FRANCE-146	LC				Subject to special agreement between F and G
F 03147	FRANCE-147	LA				Subject to special agreement between F and G
F 03148	FRANCE-148	LB	3854			Subject to special agreement between F and G
F 03149	FRANCE-149	LG				Subject to special agreement between F and G
F 03150	FRANCE-150	LF				Subject to special agreement between F and G
F 03151	FRANCE-151	LD	3857 4423	*		I
F 03152	FRANCE-152	LB				
F 03153	FRANCE-153	LH				
F 03154	FRANCE-154	LC	3860			
F 03155	FRANCE-155	LE				
F 03156	FRANCE-156	LA	3862			
F 03157	FRANCE-157	LI				
F 03158	FRANCE-158	LF				
F 03159	FRANCE-159	LC	3865			
F 03160	FRANCE-160	LB	3866			
F 03161	FRANCE-161	LD	0390 3867			
F 03162	FRANCE-162	LI				
F 03163	FRANCE-163	LC	0387			Subject to special agreement between F and G
F 03164	FRANCE-164	LE	3870			Subject to special agreement between F and G
F 03165	TOULOUSE-MURET	LE				
F 03201	FRANCE-201	LE	3871			Subject to special agreement between F and G
F 03202	FRANCE-202	LA	3872 4957			Subject to special agreement between F and G
F 03203	FRANCE-203	LH				Subject to special agreement between F and G
F 03204	FRANCE-204	LI				Subject to special agreement between F and G
F 03205	FRANCE-205	LA	3875			Subject to special agreement between F and G
F 03206	FRANCE-206	LF				Subject to special agreement between F and G
F 03207	FRANCE-207	LE	3877			Subject to special agreement between F and G
F 03208	FRANCE-208	LH				
F 03209	FRANCE-209	LI				

M- Annex 1, Part 1

T-DAB Identifier	Name	Block Identifier	Agreement number	Co-ordination required before the implementation of T-DAB allotments	Remarks	
					1	2
F 03210	FRANCE-210	LB	3880			
F 03211	FRANCE-211	LD	3881 4942			
F 03212	FRANCE-212	LI				
F 03213	FRANCE-213	LE	3883			
F 03214	FRANCE-214	LE				
F 03215	FRANCE-215	LH				
F 03216	FRANCE-216	LA	3886			
F 03217	FRANCE-217	LC	3887			
F 03218	FRANCE-218	LB	3888			
F 03219	FRANCE-219	LF				
F 03220	FRANCE-220	LB	3890			
F 03221	FRANCE-221	LA	3891			
F 03222	FRANCE-222	LH				
F 03223	FRANCE-223	LF				
F 03224	FRANCE-224	LD	3894 3285			
F 03225	FRANCE-225	LE				
F 03226	FRANCE-226	LD	3896			
F 03227	FRANCE-227	LF				
F 03228	FRANCE-228	LG				
F 03229	FRANCE-229	LF				
F 03230	FRANCE-230	LD	3900			
F 03231	FRANCE-231	LE	3901			
F 03232	FRANCE-232	LH				
F 03233	FRANCE-233	LE	3903			
F 03234	FRANCE-234	LG				
F 03235	FRANCE-235	LH				
F 03236	FRANCE-236	LD	3906			
F 03237	FRANCE-237	LH				
F 03238	FRANCE-238	LE				
F 03239	FRANCE-239	LG	0388			
F 03240	FRANCE-240	LB				
F 03241	FRANCE-241	LI				
F 03242	FRANCE-242	LI				Subject to special agreement between F and G
F 03243	FRANCE-243	LF				Subject to special agreement between F and G
F 03244	FRANCE-244	LC				Subject to special agreement between F and G
F 03245	FRANCE-245	LG				Subject to special agreement between F and G
F 03246	FRANCE-246	LI				Subject to special agreement between F and G
F 03247	FRANCE-247	LD	3917			Subject to special agreement between F and G
F 03248	FRANCE-248	LE	3918			Subject to special agreement between F and G

M- Annex 1, Part 1

T-DAB Identifier	Name	Block Identifier	Agreement number	Co-ordination required before the implementation of T-DAB allotments	Remarks	
					1	2
F_03249	FRANCE-249	LH				Subject to special agreement between F and G
F_03250	FRANCE-250	LB				Subject to special agreement between F and G
F_03251	FRANCE-251	LI	4426	*		I
F_03252	FRANCE-252	LF				
F_03253	FRANCE-253	LD	3923			
F_03254	FRANCE-254	LI				
F_03255	FRANCE-255	LG				
F_03256	FRANCE-256	LH				
F_03257	FRANCE-257	LH				
F_03258	FRANCE-258	LG				
F_03259	FRANCE-259	LE				
F_03260	FRANCE-260	LI				
F_03261	FRANCE-261	LA				
F_03262	FRANCE-262	LG	0397			
F_03263	FRANCE-263	LH				Subject to special agreement between F and G
F_03264	FRANCE-264	LA				Subject to special agreement between F and G
F_03265	TOULOUSE-MURET	LI				
F_03357	LOIRE & RHONE	LE				
F_03358	VALLEE DU RHONE	LA				
F_03363	BRETAGNE SUD	LE				
F_03457	LOIRE & RHONE	LG				
GRC00002	THRAKI-E MACEDONIA	LG	3942 4397	*		TUR
GRC00007	KRITI	LB	3947 4402			
GRC00008	KYKLADES	LC	3948 4403			
GRC00009	DODEKANISA	LA	3949 4404	*		TUR
G_99902	UK_GIB	LE		*		E
HNG00005	HNGSOUTHEAST	LB				
HNG00007	HNGWEST	LD	3427	*		AUT
HNG00008	HNGBALATON	LE	2120			
HNG00009	HNGCENTRE	LF	2121			
HNG00010	HNGNORTHEAST	LC				
HNG00011	HNGSOUTHEAST	LD				
HNG00012	HNGSOUTHWEST	LC				
HNG00014	BUDAPEST	LA				
HOL05006	REGIO 6 DEN HAAG	LA	3734			
HRV00560	HRV2	LF	3552 3655	*		HNG I
HRV00567	HRV1	LE		*		I
HRV00568	HRV2	LB		*		I
HRV88011	HRV3	LC	0332 0314	*		I

M- Annex 1, Part 1

T-DAB Identifier	Name	Block Identifier	Agreement number	Co-ordination required before the implementation of T-DAB allotments	Remarks	
					1	2
HRV88012	HRV4	LE		*		
HRV88013	HRV5	LD	0334 0316	*		
HRV88014	HRV6	LE	0335	*		
HRV88015	HRV7	LD	0336	*		
HRV88016	HRV8	LE	0337	*		
HRV88017	HRV9	LA				
HRV88018	HRV10	LA				
I_00317	VALLE D'AOSTA UHF	LG		*		HRV
I_00318	PIEMONTE UHF	LF		*		HRV
I_00319	LOMBARDIA UHF	LG	4574	*		HRV
I_00320	ALTO ADIGE UHF	LG	4575	*		HRV
I_00321	TRENTINO UHF	LA	4576	*		HRV
I_00322	VENETO UHF	LB	4577	*		HRV
I_00323	FRIULI V GIULIA UHF	LI	4578	*		HRV
I_00324	LIGURIA UHF	LA	4579	*		HRV
I_00325	EMILIA R UHF	LA	4467 4580	*		HRV
I_00326	MARCHE UHF	LG	4581	*		HRV
I_00327	TOSCANA UHF	LE	4582 4920	*		F HRV
I_00328	UMBRIA UHF	LC	4469 4583	*		HRV
I_00329	LAZIO UHF	LA	4470 4584	*		HRV
I_00330	ABRUZZO UHF	LF	4585	*		HRV
I_00331	MOLISE UHF	LC	4586	*		HRV
I_00332	CAMPANIA UHF	LB	4587 3247	*		HRV
I_00333	PUGLIA UHF	LH	4845 4588	*		HRV
I_00334	BASILICATA UHF	LI	4589 3249	*		HRV
I_00335	CALABRIA UHF	LC	4479 4590	*		HRV
I_00336	SICILIA UHF	LH	3251	*		HRV
I_00337	SARDEGNA UHF	LE	4921	*		F HRV
LIE00001	LIE NATIONAL 1 DAB	LE	3375 3209	*		AUT
LIE00002	LIE NATIONAL 2 DAB	LF	3376			
LTU00008	VILNIUS	LC			*	
LTU00009	ZARASAI	LF			*	
LTU00010	KAUNAS	LD			*	
LTU00011	SIAULIAI	LB			*	
LTU00012	KLAIPEDA	LF			*	
LUX00002	LUXEMBOURG2	LE	1731	*		F
LVA00002	KULDIGA	LG			*	
LVA00003	RIGA	LE			*	
LVA00004	ALUKSNE	LA			*	

M- Annex 1, Part 1

T-DAB Identifier	Name	Block Identifier	Agreement number	Co-ordination required before the implementation of T-DAB allotments	Remarks	
					1	2
LVA00005	D PILS	LC			*	
MCO00001	MCO DAB RQR 01	LC	3935 3717	*		F I
MCO00002	MCO DAB RQR 02	LF	3718	*		I
NOR00009	OSLO AKERSHUS	LD				
POL20001	SZCZECIN	LG			*	
POL20002	GORZWLKP	LE			*	
POL20003	KOSZALIN	LH			*	
POL20004	SLUPSK	LC			*	
POL20005	PILA	LB			*	
POL20006	GDANSK	LE			*	
POL20007	BYDGOSZCZ	LF			*	
POL20008	ELBLAG	LB			*	
POL20009	TORUN	LC			*	
POL20010	PLOCK	LB			*	
POL20011	WLOCLAWEK	LE			*	
POL20012	OLSZTYN	LD			*	
POL20013	SUWALKI	LB			*	
POL20014	CIECHANOW	LF			*	
POL20015	OSTROLEKA	LG			*	
POL20016	LOMZA	LC			*	
POL20017	BIALYSTOK	LE			*	
POL20018	ZIELONA_GORA	LF			*	
POL20019	POZNAN	LC			*	
POL20020	LESZNO	LB			*	
POL20021	KONIN	LD			*	
POL20022	KALISZ	LG			*	
POL20023	SIERADZ	LF			*	
POL20024	LODZ	LC			*	
POL20025	SKIERNIEWICE	LG			*	
POL20026	PIOTRKOW_TRYB	LE			*	
POL20027	WARSZAWA	LD			*	
POL20028	RADOM	LF			*	
POL20029	SIEDLCE	LB			*	
POL20030	LUBLIN	LC			*	
POL20031	BIALA_PODL	LF			*	
POL20032	CHELM	LB			*	
POL20033	JELENIA_GORA	LD			*	
POL20034	LEGNICA	LG			*	
POL20035	WROCLAW	LE			*	

M- Annex 1, Part 1

T-DAB Identifier	Name	Block Identifier	Agreement number	Co-ordination required before the implementation of T-DAB allotments	Remarks	
					1	2
POL20036	WALBRZYCH	LF				
POL20037	OPOLE	LB			*	
POL20038	CZESTOCHOWA	LC			*	
POL20039	KATOWICE	LD				
POL20040	KIELCE	LB			*	
POL20041	KRAKOW	LE				
POL20042	TARNOBRZEG	LG			*	
POL20043	TARNOW	LC				
POL20044	RZESZOW	LD				
POL20045	ZAMOSC	LE			*	
POL20046	PRZEMYSL	LB				
POL20047	BIELSKO-BIALA	LF				
POL20048	NOWY_SACZ	LG				
POL20049	KROSNO	LE				
POR30201	MINHO/PORTO	LD				
POR30202	TRÁS-OS-MONTES	LC				
POR30203	BEIRA-LITORAL	LC				
POR30204	BEIRA-ALTA/BAIXA	LI				
POR30205	ESTREMADURA	LD				
POR30206	ALTO-ALENTEJO	LA				
POR30207	BAIXO-ALENTEJO	LC				
POR30208	ALGARVE	LD				
POR30209	FUNCHAL-MACHICO	LD				
POR30210	SANTANA-VICENTE	LG				
POR30211	PORTO-SANTO	LH				
POR30212	AZR/S MIGUEL	LD				
POR30213	AZR/TERCEIRA	LE				
POR30214	AZR/FLORES	LF				
ROU00012	DAB ZONA 1	LD				
ROU00013	DAB ZONA 2	LA				
ROU00014	DAB ZONA 3	LE				
ROU00015	DAB ZONA 4	LB				
ROU00016	DAB ZONA 5	LA				
ROU00017	DAB ZONA 6	LB				
ROU00018	DAB ZONA 7	LA				
ROU00019	DAB ZONA 8	LE				
ROU00020	DAB ZONA 9	LB				
ROU00021	DAB ZONA 10	LC				
ROU00022	DAB ZONA 11	LD				

M- Annex 1, Part 1

T-DAB Identifier	Name	Block Identifier	Agreement number	Co-ordination required before the implementation of T-DAB allotments	Remarks	
					1	2
SMR00002	RADIOTVSANMARINO-4-	LF	4674			
SUI00006	GENEVE 1	LH	4119			
SUI00007	LAUSANNE 2	LA	4120			
SUI00008	MARTIGNY 3	LG				
SUI00009	SION / SIERRE 4	LE	4122			
SUI00010	BRIG GOMS 5	LH	4123			
SUI00011	YVERDON 6	LA	4124			
SUI00012	FRIBOURG/FREIBURG 7	LB	3424 4125			
SUI00013	BERNER OBERLAND 8	LA	3266 4126			
SUI00014	NEUCHATEL 9	LG				
SUI00015	BERN 10	LE	4128			
SUI00016	BIEL/BIENNE 11	LC	4129	*		F
SUI00017	JURA 12	LI	4130			
SUI00018	OLTEN 13	LC	4131	*		F
SUI00019	BASEL 14	LD	4132			
SUI00020	AARGAU 15	LI	4133			
SUI00021	LUZERN 16	LB	4134			
SUI00022	SCHAFFHAUSEN 17	LB				
SUI00023	ZUERICH 18	LF				
SUI00024	ZUG 19	LA	4927 4137			
SUI00025	SCHWYZ 20	LG				
SUI00026	URI 21	LE	4139			
SUI00027	WINTERTHUR 22	LD	4928 4140			
SUI00028	ZH OBERLAND 23	LE	4141			
SUI00029	THURGAU 24	LI	4142			
SUI00030	ST GALLEN 25	LC	4143			
SUI00031	GLARUS 26	LA	4144			
SUI00032	APPENZELL 27	LD	4145			
SUI00033	SG RHEINTAL 28	LB	4146			
SUI00034	GRAUBUENDEN 29	LI	4147			
SUI00035	ENGADIN 30	LA	4148			
SUI00036	SOPRACENERI 31	LA	4149			
SUI00037	MESOCCO 32	LB	4150			
SUI00038	SOTTOCENERI 33	LI	4151			
SVK00021	SVK_DAB_2 PRIORITY	LG	4903	*		AUT HNG
SVN00167	VZHOD	LG	0320			
SVN00168	ZAHOD	LA	0321 2899			
SVN00169	VZHOD	LH				
SVN00170	ZAHOD	LF				



M- Annex 1, Part 1

T-DAB Identifier	Name	Block Identifier	Agreement number	Co-ordination required before the implementation of T-DAB allotments	Remarks	
					1	2
SVN00171	VZHOD 2	LD				
SVN00172	ZAHOD	LC				
SVN00173	VZHOD 3	LI				
SVN00174	ZAHOD 2	LE				
TUR70007	REGION-1	LA	4412 4164	*	*	GRC
TUR70008	REGION-2	LB	4413 4165	*		GRC
TUR70009	REGION-3	LB	4414 4166	*		GRC
TUR70010	REGION-4	LC				
TUR70011	REGION-5	LD			*	
TUR70012	REGION-6	LB			*	
UKR00001	UKRVL	LD			*	
UKR00002	UKRLV	LC				
UKR00003	UKRRV	LA			*	
UKR00004	UKRUG	LG				
UKR00005	UKRIF	LH				
UKR00006	UKRCH	LA				
UKR00007	UKRTE	LB				
UKR00008	UKRGM	LB			*	
UKR00009	UKRXM	LG			*	
UKR00010	UKRVN	LD			*	
UKR00011	UKROD	LG				
UKR00012	UKRKV	LA			*	
UKR00013	UKRCK	LC			*	
UKR00014	UKRCN	LB			*	
UKR00015	UKRPT	LD			*	
UKR00016	UKRSM	LC			*	
UKR00017	UKRKG	LA			*	
UKR00018	UKRNL	LB			*	
UKR00019	UKRXN	LD			*	
UKR00020	UKRXK	LA			*	
UKR00021	UKRLG	LC			*	
UKR00022	UKRDP	LC			*	
UKR00023	UKRDN	LB			*	
UKR00024	UKRZP	LE			*	
UKR00025	UKRKR	LA			*	

## Annex 1, Part 2: Allotments originated at Maastricht, 2002

T-DAB identifier	NAME	Block identifier	Type of the reference network	Agreement numbers	Co-ordination required before the implementation of T-DAB allotments				Remarks		
					1	2	3	4	1	2	3
ALB00002	ALB_DAB_2	LB	1					*			
ALB00003	ALB_DAB_3	LP	1					*			
AUT01010	AUSSERFERN	LD	2	0001							
AUT01011	BRAUNAU	LD	2								
AUT01012	BREGENZ	LJ	2								
AUT01013	BURGENLAND NORD	LP	2								
AUT01014	BURGENLAND SUED	LF	3								
AUT01015	FELDKIRCH	LN	2								
AUT01016	GRAZ	LO	3								
AUT01017	IMST	LL	3								
AUT01018	INDUSTRIEVIERTEL	LM	2					*			
AUT01019	INNSBRUCK	LA	2	0002							
AUT01020	KITZBUEHEL	LA	3	0002 0003 0004							
AUT01021	KLAGENFURT	LO	1	0005 0334							
AUT01022	KUFSTEIN	LK	3								
AUT01023	LANDECK	LK	2								
AUT01024	LEOBEN	LP	3	0006							
AUT01025	LINZ	LE	3								
AUT01026	LUNGAU	LD	2								
AUT01027	MELK	LE	2								
AUT01028	MOSTVIERTEL	LN	2								
AUT01029	MUEHLVIERTEL	LG	2								
AUT01030	MURBODEN	LC	2	0007 0009							
AUT01031	MUERZTAL	LG	2								
AUT01032	OESTL ENNSTAL	LK	3					*			
AUT01033	OSTSTEIERMARK	LB	2								
AUT01034	OSTTIROL	LA	2	0003 0008							
AUT01035	PINZGAU	LL	2								
AUT01036	PONGAU	LA	2	0004 0008							
AUT01037	S POELTEN	LD	2								
AUT01038	SALZBURG	LK	2	0414							
AUT01039	SALZKAMMERGUT	LC	2	0007 0009							
AUT01040	SCHAERDING	LM	2	0010				*			
AUT01041	SCHLADMING	LE	2								
AUT01042	SCHWAZ	LD	2	0001							
AUT01043	SPITTAL DRAU	LK	2								

M – Annex 1 Part 2

T-DAB identifier	NAME	Block identifier	Type of the reference network	Agreement numbers	Co-ordination required before the implementation of T-DAB allotments				Remarks		
					1	2	3	4	1	2	3
AUT01044	STEYR	LD	2								
AUT01045	SUEDSTEIERMARK	LN	2		*						
AUT01046	UNTERKAERTEN	LP	2	0006							
AUT01047	VILLACH	LH	3								
AUT01048	WALDVIERTEL	LA	1								
AUT01049	WEINVIERTEL OST	LN	2		*						
AUT01050	WEINVIERTEL WEST	LK	2		*						
AUT01051	WESTSTEIERMARK	LA	3								
AUT01052	WIEN REGION	LE	3								
BEL00001	WEST-VLAANDEREN	LH	1								
BEL00002	OOST-VLAANDEREN	LB	1	0203							
BEL00003	ANTWERPEN	LA	1								
BEL00004	VLAAMS-BRABANT	LC	1				*				
BEL00005	LIMBURGL	LK	1								
BEL00006	LUXEMBOURG	LN	1								
BEL00007	LIEGE	LD	1								
BEL00008	HAINAUT	LM	1	0372			*				
BEL00009	NAMUR	LJ	1								
BEL00010	BRABANT WALLON	LO	1								
BEL00011	DEUTSCHSPRACHIGE GEM	LM	1								
BIH00002	BIH-DAB-2	LM	1		*			*			
BIH00003	BIH-DAB-3	LL	1								
BUL30001	SOFIA	LN	1					*			
BUL30002	VARNA	LH	1					*			
BUL30003	PLOVDIV	LK	1								
BUL30004	STARA ZAGORA	LF	1					*			
BUL30005	BLAGOEVRAD	LA	1					*			
BUL30006	RUSE	LG	1					*			
BUL30007	MONTANA	LG	1					*			
BUL30008	PLEVEN	LL	1						*		
BUL30009	BURGAS	LJ	1						*		
BUL30010	VELIKO TARNOVO	LP	1						*		
BUL30011	KARDJALI	LI	1								
BUL30012	SHUMEN	LD	1					*			
BUL30013	SLIVEN	LA	1					*			
BUL30014	SANDANSKI	LJ	1								
CVA30001	CVA-VATICAN RADIO	LJ	3								
CYP00003	PRIO 3	LG	1					*			
CZE00004	KARLOVY VARY	LJ	1								

M – Annex 1 Part 2

T-DAB identifier	NAME	Block identifier	Type of the reference network	Agreement numbers	Co-ordination required before the implementation of T-DAB allotments				Remarks		
					1	2	3	4	1	2	3
CZE00005	PLZEN	LM	1	0010							
CZE00006	USTI NAD LABEM	LG	1	0012							
CZE00007	LIBEREC	LL	1								
CZE00008	HRADEC KRALOVE	LH	1								
CZE00009	PARDUBICE	LD	1								
CZE00010	CESKE BUDEJOVICE	LD	1	0011							
CZE00011	STREDNI CECHY	LI	1								
CZE00012	PRAHA	LD	2	0011							
CZE00013	JIHLAVA	LG	1								
CZE00014	OSTRAVA	LP	1	0510						*	
CZE00015	OLOMOUC	LK	1	0013 0504 0511	*					*	
CZE00016	BRNO	LE	1								
CZE00017	ZLIN	LB	1								
CZE00018	PLZEN MESTO	LG	3	0012							
CZE00019	USTI NAD LABEM MESTO	LO	3								
CZE00020	KARLOVY VARY MESTO	LD	3								
CZE00021	C. BUDEJOVICE MESTO	LG	3								
CZE00022	JIHLAVA MESTO	LP	3								
CZE00023	BRNO MESTO	LP	3								
CZE00024	OLOMOUC MESTO	LG	3								
CZE00025	LIBEREC MESTO	LK	3								
CZE00026	HRADEC KRALOVE MESTO	LG	3								
CZE00027	PARDUBICE MESTO	LP	3								
CZE00028	OSTRAVA MESTO	LK	3	0013							
CZE00029	ZLIN MESTO	LL	3								
DNK20010	KOBENH/FREDERIKSBERG	LH	3								
DNK20011	KOBENHAVN	LA	3	0340							
DNK20012	FREDERIKSBORG	LM	2	0019					*		
DNK20013	ROSKILDE	LE	3	0014							
DNK20014	BORNHOLM	LL	3	0015					*		
DNK20015	VESTSJALL NORD	LG	2	0016 0023							
DNK20016	VESTSJALLAND SYD	LO	2	0017 0035 0042 0501							
DNK20021	FYN SYD	LL	2	0015							
DNK20022	FYN SYDVEST	LH	3	0018							
DNK20023	FYN NORDOST	LC	2								
DNK20024	FYN NORDVEST	LM	2	0019 0020							
DNK20025	SONDERJYLL SYDOST	LF	2	0021 0025 0345			*				
DNK20026	SONDERJYLL VEST	LK	2	0022							
DNK20027	SONDERJYLL NORD	LO	2	0041 0502							

M – Annex 1 Part 2

T-DAB identifier	NAME	Block identifier	Type of the reference network	Agreement numbers	Co-ordination required before the implementation of T-DAB allotments				Remarks		
					1	2	3	4	1	2	3
DNK20028	RIBE SYD	LI	3	0417							
DNK20029	RIBE OST	LG	2	0016 0023 0417			*				
DNK20030	RIBE VEST	LL	2				*				
DNK20031	VEJLE SYD	LJ	2								
DNK20032	VEJLE OST	LH	2	0018 0024 0031							
DNK20033	VEJLE VEST	LF	2	0021 0025 0343							
DNK20034	ARHUS SAMSO	LK	3	0026							
DNK20035	ARHUS CENTRAL	LN	2	0027 0030							
DNK20036	ARHUS VEST	LA	2								
DNK20037	ARHUS DJURSLAND	LI	2	0310 0352							
DNK20038	ARHUS NORD	LE	2	0014 0028 0029 0299							
DNK20039	ARHUS ANHOLT	LP	3	0294							
DNK20040	RINGKOBING SYDVEST	LE	2	0028 0029							
DNK20041	RINGKOBING SYDVEST	LB	2								
DNK20042	RINGKOBING NORDOST	LD	2								
DNK20043	RINGKOBING NORDVEST	LJ	2	0317			*				
DNK20044	VIBORG SYD	LP	2								
DNK20045	VIBORG CENTRAL	LB	2	0341							
DNK20046	VIBORG NORD	LF	2								
DNK20047	NORDJYLLAND SYD	LO	2	0337 0358							
DNK20048	NORDJYLLAND SYDVEST	LJ	2								
DNK20049	NORDJYLLAND VEST	LN	2								
DNK20050	NORDJYLLAND LASO	LN	3	0030							
DNK20051	NORDJYLLAND VENDSYSS	LH	2	0024 0031 0296			*				
DNK20052	NORDJYLLAND SKAGEN	LK	2	0026 0032 0298							
DNK21718	STORSTROM OST	LN	2	0027 0033 0034 0503					*		
DNK21920	LOLLAND FALSTER	LJ	2						*		
D 30001	HELGOLAND 3	LF	3				*				
D 30002	SH-NORDWEST	LD	2								
D 30003	SH-NORDOST	LG	2								
D 30004	SH-WEST	LO	2	0017 0035							
D 30005	SH-MITTE	LK	2	0039 0351							
D 30006	SH-SUED	LL	2								
D 30007	SH-OST	LM	2	0020							
D 30008	NEUWERK ZU HAMBURG	LM	3								
D 30009	HAMBURG	LK	2								
D 30010	NIEDERSACHSEN 1	LJ	2								
D 30011	NIEDERSACHSEN 2 N	LN	2				*				
D 30012	NIEDERSACHSEN 2 S	LL	2								

M – Annex 1 Part 2

T-DAB identifier	NAME	Block identifier	Type of the reference network	Agreement numbers	Co-ordination required before the implementation of T-DAB allotments				Remarks		
					1	2	3	4	1	2	3
D 30013	NIEDERSACHSEN 3	LA	2								
D 30014	NIEDERSACHSEN 4	LG	2								
D 30015	NIEDERSACHSEN 5	LN	2								
D 30016	NIEDERSACHSEN 6	LK	2								
D 30017	BERLIN BRANDENBURG	LO	1								
D 30018	NRW 1	LG	2								
D 30019	NRW 2	LJ	2								
D 30020	NRW 3	LN	2								
D 30021	NRW 4	LE	2								
D 30022	NRW 5	LM	2								
D 30023	NRW 6	LK	3								
D 30024	NRW 7	LL	2								
D 30025	NRW 8	LJ	3								
D 30026	NRW 9	LJ	2								
D 30027	NRW 10	LN	2	0036							
D 30028	NRW 11	LO	2								
D 30029	NRW 12	LK	3								
D 30030	NRW 13	LN	2	0036							
D 30031	NRW 14	LF	2								
D 30032	NRW 15	LL	2								
D 30033	SACHSEN-ANHALT 1	LH	2								
D 30034	SACHSEN-ANHALT 2	LJ	2								
D 30035	SACHSEN-ANHALT 3	LO	2								
D 30036	SACHSEN-ANHALT 4	LL	2								
D 30037	SACHSEN-ANHALT 5	LN	2	0038							
D 30038	SACHSEN-ANHALT 6	LK	2								
D 30039	KASSEL	LM	3								
D 30040	FULDA	LM	3								
D 30041	WETZLAR GIESSEN MARB	LJ	2								
D 30042	WIESBADEN	LO	3								
D 30043	FRANKFURT A. M.	LN	2								
D 30044	DARMSTADT	LJ	3								
D 30045	TH NORD	LJ	2								
D 30046	TH WEST	LL	2								
D 30047	TH MITTE	LO	2								
D 30048	TH OST	LH	2								
D 30049	TH SUED	LK	2								
D 30050	CHEMNITZ	LL	1								
D 30051	LEIPZIG	LJ	2								

## M – Annex 1 Part 2

T-DAB identifier	NAME	Block identifier	Type of the reference network	Agreement numbers	Co-ordination required before the implementation of T-DAB allotments				Remarks		
					1	2	3	4	1	2	3
D 30052	DRESDEN	LK	1								
D 30053	LAUSITZ	LN	1	0045							
D 30054	TRIER	LO	1								
D 30055	KOBLENZ	LK	2								
D 30056	MAINZ	LL	2								
D 30057	WESTPFALZ	LN	2								
D 30058	RHEINPFALZ	LO	2								
D 30059	SAARLAND	LJ	2								
D 30060	MANNHEIM	LK	2								
D 30061	FRANKEN	LF	2								
D 30062	KARLSRUHE	LM	2								
D 30063	UMLAND STUTTGART	LN	2								
D 30064	STUTTGART	LO	2								
D 30065	OST-WUERTEMBERG	LM	2								
D 30066	BADEN-BADEN	LL	2								
D 30067	NECKAR-ALB	LH	2								
D 30068	BIBERACH	LK	2								
D 30069	ULM	LB	3								
D 30070	OFFENBURG	LD	2	0516							
D 30071	FREIBURG	LM	2								
D 30072	OBERSCHWABEN	LN	2								
D 30073	HOCHRHEIN	LK	2								
D 30074	SCHWARZWALD-BAAR-HEU	LJ	2								
D 30075	KONSTANZ	LO	2								
D 30076	BODENSEE	LH	2								
D 30077	BY1	LL	2								
D 30078	BY2	LO	2								
D 30079	BY3	LN	2								
D 30080	BY4	LM	2								
D 30081	BY5.1	LI	2								
D 30082	BY5.2	LO	2								
D 30083	BY6	LN	1								
D 30084	BY7	LJ	2								
D 30085	BY8	LI	2								
D 30086	BY9	LO	2								
D 30087	BY10	LL	2								
D 30088	BY11	LK	1								
D 30089	BY12	LL	1								
D 30090	BY13	LE	2								

M – Annex 1 Part 2

T-DAB identifier	NAME	Block identifier	Type of the reference network	Agreement numbers	Co-ordination required before the implementation of T-DAB allotments				Remarks		
					1	2	3	4	1	2	3
D 30091	BY14	LC	2								
D 30092	BY15	LL	2								
D 30093	BY16	LM	2								
D 30094	BY17	LE	2								
D 30095	BY18	LN	2								
D 30096	MV1	LN	2	0033							
D 30097	MV2	LK	1	0022 0039 0040 0415					*		
D 30098	MV3	LO	1	0041 0042 0043					*		
D 30099	MV4	LO	2								
D 30100	B1	LF	2								
D 30101	B2	LJ	1								
D 30102	B3	LG	2								
D 30103	B4	LL	1								
D 30104	B5	LN	2	0038 0045							
D 30105	B6	LM	1								
D 30106	NRW 16	LM	2	0046							
D 30107	ERBACH ODENWALD	LM	3								
D 30108	LIMBURG FRIEDBERG	LM	2	0046							
D 30109	SCHLUECHTERN LAUTERB	LF	2								
D 30110	HOMBERG ALSFELD	LK	2								
D 30111	KORBACH	LG	2								
D 30112	BADHERSFELD ESCHWEGE	LO	2								
EST30001	PDHJAREGIOON	LP	1						*		
EST30002	LDUNAREGIOON	LK	1						*		
EST30003	L--NEREGIOON	LD	1						*		
EST30004	IDAREGIOON	LN	1						*		
E 70101	AMURRIO	LI	3								
E 70102	ALBACETE	LN	2								
E 70103	ORIHUELA	LG	3								
E 70104	ALMERIA	LN	2								
E 70105	ARENAS S PEDRO	LE	3								
E 70106	BADAJOS	LE	2								
E 70108	BARCELONA	LJ	2								
E 70109	ARANDA DUERO	LP	3								
E 70110	CACERES	LE	2								
E 70111	JEREZ FONTERA	LJ	3								
E 70112	SEGORBE	LG	3								
E 70113	CIUDAD REAL	LE	2								
E 70114	CORDOBA	LJ	2								



M – Annex 1 Part 2

T-DAB identifier	NAME	Block identifier	Type of the reference network	Agreement numbers	Co-ordination required before the implementation of T-DAB allotments				Remarks		
					1	2	3	4	1	2	3
E 70115	CORUNA	LG	2								
E 70116	CUENCA	LG	2								
E 70117	GIRONA	LK	2	0059							
E 70118	GRANADA	LP	2								
E 70119	GUADALAJARA	LP	2								
E 70120	S SEBASTIAN	LJ	2	0406							
E 70121	HUELVA	LG	3								
E 70122	AINSA	LK	3								
E 70123	JAEN	LG	3								
E 70124	PONFERRADA	LE	2								
E 70125	LLEIDA	LG	2								
E 70126	LOGRONO	LL	2								
E 70127	LUGO	LP	2								
E 70128	MADRID	LN	2								
E 70129	MALAGA	LH	2								
E 70130	MURCIA	LA	2								
E 70131	PAMPLONA	LK	2								
E 70132	OURENSE	LG	2								
E 70133	GIJON	LP	2								
E 70134	GUARDO	LK	3								
E 70136	PONTEVEDRA	LO	2								
E 70137	PENARANDA BRACAMONTE	LD	3								
E 70139	SANTANDER	LJ	2	0408							
E 70140	SEGOVIA	LN	2								
E 70141	SEVILLA	LA	2								
E 70142	SORIA	LK	2								
E 70143	TARRAGONA	LJ	2								
E 70144	ALBARRACIN	LK	3								
E 70145	TOLEDO	LD	2								
E 70146	SAGUNTO	LD	3								
E 70147	MEDINA CAMPO	LA	3								
E 70148	BILBAO	LL	2	0048 0049 0410							
E 70149	PUEBLA SANABRIA	LP	3								
E 70150	ZARAGOZA	LK	2								
E 70151	CEUTA	LK	3								
E 70152	MELILLA	LM	3								
E 70201	VITORIA	LB	2								
E 70202	YESTE	LM	3								
E 70203	ELCHE	LP	3								

M – Annex 1 Part 2

T-DAB identifier	NAME	Block identifier	Type of the reference network	Agreement numbers	Co-ordination required before the implementation of T-DAB allotments				Remarks		
					1	2	3	4	1	2	3
E 70204	ALBOX	LK	3								
E 70205	BARCO AVILA	LP	3								
E 70206	MERIDA	LO	2								
E 70208	SABADELL	LH	2								
E 70209	MIRANDA EBRO	LJ	3								
E 70210	PLASENCIA	LM	2								
E 70211	BARBATE	LA	3								
E 70212	VINAROS	LD	3	0058							
E 70213	PORZUNA	LG	3								
E 70214	LUCENA	LE	3								
E 70215	FERROL	LE	2								
E 70217	STA COLOMA FARNERS	LC	3								
E 70219	SIGUENZA	LD	3								
E 70220	TOLOSA	LD	3								
E 70221	ARACENA	LE	3								
E 70222	BARBASTRO	LN	2								
E 70223	LINARES	LE	3								
E 70224	CISTIerna	LA	3								
E 70225	BALAGUER	LK	2								
E 70226	CALAHORRA	LB	2								
E 70227	MONFORTE LEMOS	LA	2								
E 70228	MOSTOLES	LH	2								
E 70230	FORTUNA	LE	3								
E 70231	ERRO	LG	3								
E 70232	VERIN	LN	2								
E 70233	OVIEDO	LM	2								
E 70234	AGUILAR CAMPOO	LN	3								
E 70236	VIGO	LA	2								
E 70237	BEJAR	LG	3								
E 70239	TORRELAVEGA	LL	2	0048 0049							
E 70240	CUELLAR	LD	3								
E 70241	LEBRIJA	LE	3								
E 70242	BURGO OSMA	LE	3								
E 70243	REUS	LM	2								
E 70244	ALCANIZ	LP	3								
E 70245	OCANA	LG	3								
E 70246	VALENCIA	LO	2	0405							
E 70247	VALLADOLID	LE	2								
E 70248	ZALLA	LO	3								

M – Annex 1 Part 2

T-DAB identifier	NAME	Block identifier	Type of the reference network	Agreement numbers	Co-ordination required before the implementation of T-DAB allotments				Remarks		
					1	2	3	4	1	2	3
E 70249	BENAVENTE	LA	2								
E 70250	BELCHITE	LE	3								
E 70301	LAGUARDIA	LD	3								
E 70302	HELLIN	LD	3								
E 70303	ALCOY	LG	3								
E 70304	EJIDO	LG	3								
E 70305	TIEMBLO	LD	3								
E 70306	DON BENITO	LG	2								
E 70308	GRANOLLERS	LK	2								
E 70309	MEDINA POMAR	LG	3								
E 70310	NAVALMORAL MATA	LO	2								
E 70311	ALGECIRAS	LJ	3								
E 70312	MORELLA	LG	3								
E 70313	ALCAZAR S JUAN	LG	3								
E 70314	PENARROYAPUEBLONUEVO	LE	3								
E 70315	SANTIAGO COMPOSTELA	LD	2								
E 70316	TARANCON	LD	3								
E 70317	FIGUERES	LJ	2								
E 70318	HUESCAR	LJ	3								
E 70319	MOLINA ARAGON	LE	3								
E 70320	BEASAIN	LL	2								
E 70321	VALVERDE CAMINO	LO	3								
E 70322	FRAGA	LA	3								
E 70323	UBEDA	LC	3								
E 70324	LEON	LP	2								
E 70325	SEU URGELL	LM	2								
E 70326	HARO	LO	2								
E 70327	FONSAGRADA	LK	3								
E 70328	ALCALA HENARES	LD	2								
E 70329	ANTEQUERA	LK	3								
E 70330	CARTAGENA	LO	2								
E 70331	TUDELA	LP	2								
E 70332	BARCO VALDEORRRAS	LD	2								
E 70333	AVILES	LO	2	0070							
E 70334	CARRION CONDES	LG	2								
E 70336	ESTRADA	LE	2								
E 70337	CIUDAD RODRIGO	LP	3								
E 70339	CASTRO URDIALES	LN	3	0050 0366 0409							
E 70340	CANTALEJO	LG	3								

M – Annex 1 Part 2

T-DAB identifier	NAME	Block identifier	Type of the reference network	Agreement numbers	Co-ordination required before the implementation of T-DAB allotments				Remarks		
					1	2	3	4	1	2	3
E 70341	LORA RIO	LK	3								
E 70342	ALMAZAN	LG	3								
E 70343	TORTOSA-AMPOSTA	LF	2								
E 70344	CALAMOCHA	LG	3								
E 70345	TORRIJOS	LK	3								
E 70347	MEDINA RIOSECO	LO	3								
E 70348	DURANGO	LK	2	0051							
E 70349	ZAMORA	LG	2								
E 70350	PINA EBRO	LG	3								
E 70401	VALDEGOVIA	LP	3								
E 70402	ALMANSA	LK	3								
E 70403	BENIDORM	LH	2								
E 70404	HUERCAL OVERA	LG	3								
E 70405	AREVALO	LP	3								
E 70406	ALMENDRALEJO	LP	2								
E 70408	MANRESA	LA	2								
E 70409	LERMA	LD	3								
E 70410	CORIA	LJ	3								
E 70411	ARCOS FRONTERA	LG	3								
E 70412	CASTELLON	LM	2								
E 70413	TOMELLOSO	LP	3								
E 70414	POZOBLANCO	LM	3								
E 70415	RIBEIRA	LG	3								
E 70416	PEDRONERAS	LE	3								
E 70417	BISBAL EMPORDA	LM	3								
E 70418	BAZA	LA	3								
E 70419	MONDEJAR	LE	3								
E 70420	ZARAUTZ	LN	3	0052 0365 0407							
E 70421	ALMONTE	LP	3								
E 70422	GRAUS	LD	3								
E 70423	VILLACARRILLO	LD	3								
E 70424	BANEZA	LG	3								
E 70425	CERVERA	LJ	3								
E 70427	VIVEIRO	LN	2								
E 70428	TORREJON	LG	2								
E 70429	RONDA	LE	3								
E 70430	LORCA	LP	2								
E 70431	ESTELLA	LF	2								
E 70433	MIERES	LK	3								

M – Annex 1 Part 2

T-DAB identifier	NAME	Block identifier	Type of the reference network	Agreement numbers	Co-ordination required before the implementation of T-DAB allotments				Remarks		
					1	2	3	4	1	2	3
E 70434	PALENCIA	LA	2								
E 70436	PONTEAREAS	LP	2								
E 70437	SALAMANCA	LN	2								
E 70439	LAREDO	LM	3								
E 70440	RIAZA	LK	3								
E 70441	ECIJA	LN	3								
E 70442	AGREDA-OLVEGA	LG	3								
E 70443	MORA EBRE	LK	3	0053							
E 70444	CANTAVIEJA	LJ	3								
E 70445	TALAVERA REINA	LG	2								
E 70446	ADEMUZ	LD	3								
E 70447	TORDESILLAS	LD	3								
E 70448	AMOREBIETA	LC	3								
E 70449	BERMILLO SAYAGO	LP	3								
E 70450	CALATAYUD	LN	3								
E 70501	SALVATIERRA	LJ	3								
E 70502	RODA	LG	3								
E 70503	ALICANTE	LM	2								
E 70504	VELEZ RUBIO	LN	3								
E 70505	AVILA	LM	2								
E 70506	LLERENA	LO	3								
E 70508	IGUALADA	LG	3								
E 70509	BRIVIESCA	LB	3								
E 70510	MIAJADAS	LK	2								
E 70511	UBRIQUE	LD	3								
E 70512	ALCORA	LA	3								
E 70513	VALDEPENAS	LG	3								
E 70514	PALMA RIO	LG	3								
E 70515	CARBALLO	LA	3								
E 70516	MOTILLA PALANCAR	LP	3								
E 70517	OLOT	LD	3								
E 70518	GUADIX	LM	3								
E 70519	CIFUENTES	LB	3								
E 70520	MONDRAGON	LG	3								
E 70521	LEPE	LE	3								
E 70522	HUESCA	LL	2								
E 70523	ANDUJAR	LP	3								
E 70524	ASTORGA	LD	3								
E 70525	TREMP	LA	3								

M – Annex 1 Part 2

T-DAB identifier	NAME	Block identifier	Type of the reference network	Agreement numbers	Co-ordination required before the implementation of T-DAB allotments				Remarks		
					1	2	3	4	1	2	3
E 70527	VILALBA	LA	3								
E 70528	ALCOBENDAS	LK	2								
E 70529	VELEZ MALAGA	LG	3								
E 70530	CIEZA	LN	3								
E 70531	ALSASUA	LA	3								
E 70533	LANGREO	LA	3								
E 70537	VITIGUDINO	LD	3								
E 70539	REINOSA	LA	3								
E 70541	MORON FRONTERA	LO	3								
E 70543	GANDESA	LJ	3								
E 70544	MORA RUBIELOS	LK	3								
E 70545	NAVALUCILLOS	LE	3								
E 70546	AYORA	LE	3								
E 70548	ONDARROA	LM	3								
E 70549	ALCANICES	LN	3								
E 70550	EJEA CABALLEROS	LG	3								
E 70603	VILLENA	LE	3								
E 70606	FREGENAL SIERRA	LG	2								
E 70608	VIC	LP	3								
E 70609	SALAS INFANTES	LG	3								
E 70610	VALENCIA ALCANTARA	LP	3								
E 70612	VILLAFRANCA CID	LN	3								
E 70613	PUERTOLLANO	LD	3								
E 70614	PUENTE GENIL	LD	3								
E 70615	PONTES GARCIA RDGUEZ	LK	3								
E 70617	RIPOLL	LG	3								
E 70618	LOJA	LD	3								
E 70620	EIBAR	LH	3								
E 70621	PUEBLA GUZMAN	LA	3								
E 70622	JACA	LK	3								
E 70623	CAZORLA	LG	3								
E 70624	SAHAGUN	LD	3								
E 70625	PONT SUERT	LL	3								
E 70628	S SEBASTIAN REYES	LJ	2								
E 70629	MARBELLA	LP	3								
E 70630	CARAVACA CRUZ	LE	2								
E 70631	BAZTAN	LF	3	0054							
E 70633	CANGAS NARCEA	LD	3								
E 70639	S VICENTE BARQUERA	LD	3								

## M – Annex 1 Part 2

T-DAB identifier	NAME	Block identifier	Type of the reference network	Agreement numbers	Co-ordination required before the implementation of T-DAB allotments				Remarks		
					1	2	3	4	1	2	3
E 70641	OSUNA	LA	3								
E 70643	FALSET	LA	3								
E 70644	TERUEL	LN	3								
E 70645	MORA	LK	3								
E 70646	NAVARPES	LD	3								
E 70648	BERMEO	LD	3	0055 0411							
E 70649	TORO	LP	3								
E 70650	CASPE	LD	3								
E 70706	HERRERA DUQUE	LP	3								
E 70707	PALMA MALLORCA	LL	2	0056							
E 70708	S FELIU LLOBREGAT	LP	3								
E 70709	BURGOS	LP	2								
E 70710	ALCANTARA	LG	3								
E 70713	MANZANARES	LD	3								
E 70715	STA COMBA	LK	3								
E 70717	PUIGCERDA	LL	3								
E 70718	MOTRIL	LD	3								
E 70722	SABINANIGO	LD	3								
E 70723	JODAR	LE	3								
E 70724	VALENCIA DON JUAN	LE	3								
E 70725	SORT	LD	3								
E 70728	ARANJUEZ	LJ	2								
E 70730	YECLA	LG	3								
E 70731	LESAKA	LH	3								
E 70733	LUARCA-VALDES	LG	3								
E 70735	LAS PALMAS	LE	2								
E 70739	POTES	LC	3								
E 70743	MONTBLANC	LD	3								
E 70744	UTRILLAS	LA	3								
E 70745	QUINTANAR	LP	3								
E 70746	XATIVA	LG	3								
E 70750	TARAZONA	LD	3								
E 70806	ALBURQUERQUE	LM	3								
E 70807	INCA	LN	3	0057							
E 70808	VILAFRANCA PENEDES	LK	3	0053							
E 70809	TREVINO	LG	3								
E 70813	ALMADEN	LK	3								
E 70823	ALCALA REAL	LA	3								
E 70824	VILLABLINO	LG	3								

M – Annex 1 Part 2

T-DAB identifier	NAME	Block identifier	Type of the reference network	Agreement numbers	Co-ordination required before the implementation of T-DAB allotments				Remarks		
					1	2	3	4	1	2	3
E 70825	VIELHA MIJARAN	LN	3								
E 70828	COLLADO VILLALBA	LC	2								
E 70830	TOTANA	LG	3								
E 70831	LARRAUN	LC	3								
E 70833	LLANES	LA	3								
E 70843	VALLS	LN	3	0057							
E 70844	VALDERROBRES	LA	3								
E 70845	MADRIDEJOS	LD	3								
E 70846	REQUENA	LG	3								
E 70850	ILLUECA	LP	3								
E 70907	MANACOR	LG	3								
E 70908	VILANOVA GELTRU	LB	3								
E 70925	SOLSONA	LP	3								
E 70928	S MARTIN VALDEIGLESI	LP	2								
E 70930	AGUILAS	LD	3								
E 70931	ISABA	LL	3								
E 70933	PILONA	LG	3								
E 70935	S NICOLAS TOLENTINO	LG	3								
E 70943	VENDRELL	LP	3								
E 70946	GANDIA	LB	3								
E 70950	ALMUNIA GODINA	LG	3								
E 71008	MATARO	LB	3								
E 71028	BUITRAGO LOZOYA	LE	2								
E 71030	MAZARRON	LE	3								
E 71031	TAFALLA	LN	2								
E 71033	VEGADEO	LD	3								
E 71035	STA LUCIA	LK	3								
E 71038	STA CRUZ TENERIFE	LM	2								
E 71046	ONTINYENT	LD	3								
E 71050	CARINENA	LD	3								
E 71107	POLLENSA	LO	3								
E 71108	BERGA	LD	3								
E 71128	ARGANDA REY	LM	2								
E 71130	MULA	LD	3								
E 71131	SANGUESA	LE	3								
E 71133	LAVIANA	LD	3								
E 71146	VILLAR ARZOBISPO	LE	3								
E 71150	DAROCA	LP	3								
E 71228	POZUELO ALARCON	LI	2								



M – Annex 1 Part 2

T-DAB identifier	NAME	Block identifier	Type of the reference network	Agreement numbers	Co-ordination required before the implementation of T-DAB allotments				Remarks		
					1	2	3	4	1	2	3
E 71230	TORRE-PACHECO	LJ	3								
E 71231	ORBAITZETA	LD	3								
E 71235	PUERTO ROSARIO	LD	3								
E 71238	OROTAVA	LK	3								
E 71246	LIRIA	LA	3								
E 71307	MAHON	LN	3	0069							
E 71331	S ADRIAN	LG	3								
E 71335	ARRECIFE	LG	3								
E 71346	BUNOL	LB	2								
E 71407	CIUTADELLA	LD	3	0058							
E 71438	ARONA	LP	3								
E 71507	EIVISSA	LA	3								
E 71538	S SEBASTIAN GOMERA	LD	3								
E 71607	FORMENTERA	LK	3	0059							
E 71638	STA CRUZ PALMA	LG	3								
E 71738	LLANOS ARIDANE	LE	3								
E 71838	FRONTERA	LN	3								
FIN40001	LANSI-UUSIMAA2	LG	1						*		
FIN40002	AHVENANMAA3	LK	1	0060 0289					*		
FIN40003	VARSINAIS-SUOMI2	LB	1						*		
FIN40004	SATAKUNTA2	LD	1						*		
FIN40005	HAME2	LP	1						*		
FIN40006	PIRKANMAA2	LG	1						*		
FIN40007	PAIJAT-HAME2	LE	1						*		
FIN40008	KYMENLAAKSO2	LK	1						*		
FIN40009	ETELA-KARJALA2	LD	1						*		
FIN40010	ETELA-SAVO2	LG	1						*		
FIN40011	POHJOIS-SAVO2	LP	1						*		
FIN40012	POHJOIS-KARJALA2	LK	1						*		
FIN40013	KESKI-SUOMI2	LD	1						*		
FIN40014	ETELA-POHJANMAA2	LA	1								
FIN40015	VAASA2	LC	1								
FIN40016	KESKI-POHJANMAA2	LB	1								
FIN40017	POHJOIS-POHJANMAA2	LN	1						*		
FIN40018	KAINUU2	LG	1						*		
FIN40019	LAPPI4	LE	1						*		
FIN40020	ITA-UUSIMAA2	LJ	1						*		
FIN40023	HELSINKI2	LL	1						*		
F 03301	FRANCE-301	LG	2	0194 0204 0367			*				

M – Annex 1 Part 2

T-DAB identifier	NAME	Block identifier	Type of the reference network	Agreement numbers	Co-ordination required before the implementation of T-DAB allotments				Remarks		
					1	2	3	4	1	2	3
F 03302	FRANCE-302	LJ	1	0072			*				
F 03303	FRANCE-303	LL	2				*				
F 03304	FRANCE-304	LK	1				*				
F 03305	FRANCE-305	LO	1								
F 03306	FRANCE-306	LM	1	0073							
F 03307	FRANCE-307	LG	1								
F 03308	FRANCE-308	LJ	1								
F 03309	FRANCE-309	LO	2								
F 03310	FRANCE-310	LM	2								
F 03311	FRANCE-311	LK	1								
F 03312	FRANCE-312	LL	2								
F 03313	FRANCE-313	LM	1								
F 03314	FRANCE-314	LK	3								
F 03315	FRANCE-315	LJ	2								
F 03316	FRANCE-316	LO	1	0331							
F 03317	FRANCE-317	LN	2								
F 03318	FRANCE-318	LL	2								
F 03319	FRANCE-319	LM	3								
F 03320	FRANCE-320	LJ	1								
F 03321	FRANCE-321	LL	1								
F 03322	FRANCE-322	LO	1								
F 03323	FRANCE-323	LK	2								
F 03324	FRANCE-324	LN	1								
F 03325	FRANCE-325	LK	1								
F 03326	FRANCE-326	LL	1								
F 03327	FRANCE-327	LO	3								
F 03328	FRANCE-328	LJ	1								
F 03329	FRANCE-329	LM	1								
F 03330	FRANCE-330	LN	1								
F 03331	FRANCE-331	LO	1								
F 03332	FRANCE-332	LL	1	0061							
F 03333	FRANCE-333	LM	1								
F 03334	FRANCE-334	LL	2	0061 0062 0065 0240							
F 03335	FRANCE-335	LL	2	0063 0064 0065 0241							
F 03336	FRANCE-336	LN	1	0069							
F 03337	FRANCE-337	LO	1								
F 03338	FRANCE-338	LJ	1								
F 03340	FRANCE-340	LO	1	0070							
F 03341	FRANCE-341	LE	1								

M – Annex 1 Part 2

T-DAB identifier	NAME	Block identifier	Type of the reference network	Agreement numbers	Co-ordination required before the implementation of T-DAB allotments				Remarks		
					1	2	3	4	1	2	3
F 03342	FRANCE-342	LD	1								
F 03343	FRANCE-343	LD	1								
F 03344	FRANCE-344	LM	2	0071 0088			*				
F 03345	FRANCE-345	LJ	2				*				
F 03346	FRANCE-346	LM	1	0074			*				
F 03347	FRANCE-347	LJ	2	0072			*				
F 03348	FRANCE-348	LN	1								
F 03349	FRANCE-349	LM	2	0073 0074			*				
F 03350	FRANCE-350	LM	2	0066 0067 0068 0372			*				
F 03352	FRANCE-352	LN	1								
F 03353	FRANCE-353	LO	1								
F 03354	FRANCE-354	LK	1								
F 03355	FRANCE-355	LM	1								
F 03356	FRANCE-356	LK	1								
F 03359	FRANCE-359	LM	1								
F 03360	FRANCE-360	LO	1								
F 03361	FRANCE-361	LH	1								
F 03362	FRANCE-362	LL	1								
F 03364	FRANCE-364	LK	1				*				
F 03365	FRANCE-365	LL	2	0056 0064							
F 03366	FRANCE-366	LN	2	0050 0052 0365 0366							
F 03367	FRANCE-367	LK	2	0051							
F 03368	FRANCE-368	LF	2	0054							
F 03458	FRANCE-458	LJ	1								
F 03463	FRANCE-463	LJ	1								
F 03539	FRANCE-539	LM	1								
F 03557	FRANCE-557	LM	1								
GRC30001	ACHAIA	LA	1								
GRC30002	ARGOLIDA	LM	1			*		*			
GRC30003	ARKADIA	LL	1	0077							
GRC30004	ARTA	LH	1								
GRC30005	ATHOS	LN	3			*		*			
GRC30006	ATTIKI LOC	LJ	1	0084							
GRC30007	CHALKIDIKI	LP	1	0075		*		*			
GRC30008	CHANIA	LF	1	0086							
GRC30009	CHIOS	LP	1	0075 0076		*		*			
GRC30010	CYCLADES1	LD	1								
GRC30011	CYCLADES2	LL	1	0077 0078 0079 0080		*					
GRC30012	DWD1R	LK	3			*					

M – Annex 1 Part 2

T-DAB identifier	NAME	Block identifier	Type of the reference network	Agreement numbers	Co-ordination required before the implementation of T-DAB allotments				Remarks		
					1	2	3	4	1	2	3
GRC30013	EVKITANIA	LP	1								
GRC30014	EVOIA	LH	1	0081 0082 0083							
GRC30015	EVROS	LJ	1	0085							
GRC30016	FLORINA	LG	1								
GRC30017	FOKIDA	LB	1								
GRC30018	FTIOTIDA	LC	1								
GRC30019	GREVENA	LD	1								
GRC30020	IGOUMENITSA	LO	1								
GRC30021	ILIA	LG	1								
GRC30022	IMATHIA	LB	1								
GRC30023	IOANNINA	LE	1								
GRC30024	IRAKLIO	LO	1								
GRC30025	KALYMNOS	LH	1	0081							
GRC30026	KARDITSA	LI	1								
GRC30027	KASOS	LJ	3								
GRC30028	KASTORIA	LA	1								
GRC30029	KAVALA	LJ	1	0084 0085							
GRC30030	KEFALINIA	LF	1								
GRC30031	KERKYRA	LJ	1								
GRC30032	KILKIS	LI	1								
GRC30033	KOMOTINI	LL	1	0078							
GRC30034	KORINTHIA	LI	1								
GRC30035	KOZANI	LC	1								
GRC30036	LAKONIA	LP	1	0076							
GRC30037	LARISSA	LL	1	0079							
GRC30038	LASITHI	LF	1	0086							
GRC30039	LEFKAS ITHAKI	LK	1								
GRC30040	MAGNISIA	LD	1								
GRC30041	MEGISTI	LP	1								
GRC30042	MESSINIA	LN	1								
GRC30043	MYTILINI	LI	1								
GRC30044	PELLA	LJ	1								
GRC30045	PIERIA	LH	1	0082							
GRC30046	PREVEZA	LL	1								
GRC30047	RETHYMNO	LG	1								
GRC30048	SAMOS	LE	1								
GRC30049	LEMNOS	LO	1			*		*			
GRC30050	SERRES	LM	1	0087		*		*			
GRC30051	SKYROS	LM	3	0087		*		*			

M – Annex 1 Part 2

T-DAB identifier	NAME	Block identifier	Type of the reference network	Agreement numbers	Co-ordination required before the implementation of T-DAB allotments				Remarks		
					1	2	3	4	1	2	3
GRC30052	SPORADES	LF	1								
GRC30053	THESSALONIKI LOC	LE	1								
GRC30054	TRIKALA	LG	1								
GRC30055	VOIOTIA	LK	1								
GRC30056	XANTHI	LH	1	0083							
GRC30057	ZAKINTHOS	LM	1								
GRC30058	DRAMA	LD	1								
GRC30059	RODOS	LL	1	0080		*					
GRC30060	AITOLOAKARNANIA	LD	1								
G 00001	GUILDFORD	LM	2	0071 0088			*				
G 00002	LUTON	LM	2				*				
G 00003	NORTHAMPTON	LJ	2				*				
G 00004	SLOUGH/WINDSOR & MAI	LD	3				*				
G 00005	ST ALBANS/WATFORD	LG	2	0089							
G 00006	COLCHESTER & TENDRIN	LN	1	0090 0113 0404			*				
G 00007	TUNBRIDGE WELLS & SE	LE	2	0091 0120			*				
G 00008	MILTON KEYNES	LO	2								
G 00009	HIGH WYCOMBE	LK	3				*				
G 00010	STRATFORD	LN	2				*				
G 00011	CHESTERFIELD	LG	3								
G 00012	KETTERING	LG	2								
G 00013	AYLESBURY	LA	3								
G 00014	ISLE OF WIGHT	LO	2	0125 0131							
G 00015	SALISBURY	LF	2				*				
G 00016	RUTLAND	LH	2								
G 00017	WEST SOMERSET	LL	2	0145			*				
G 00018	OXFORD	LP	1								
G 00019	HEREFORD	LA	2	0092 0150							
G 00020	WORCESTER	LO	2				*				
G 00021	IPSWICH & BURY ST ED	LL	1	0093 0094 0104 0138			*				
G 00022	GLOUCESTER & CHELTEN	LB	2				*				
G 00023	BARNSTAPLE	LP	1								
G 00024	TIVERTON	LI	3				*				
G 00025	CIRENCESTER	LJ	2				*				
G 00026	ORKNEY ISLANDS	LD	1				*				
G 00027	PEMBROKESHIRE	LF	1				*				
G 00028	LUDLOW	LN	2				*				
G 00029	SHETLAND	LG	1	0095 0162			*				

M – Annex 1 Part 2

T-DAB identifier	NAME	Block identifier	Type of the reference network	Agreement numbers	Co-ordination required before the implementation of T-DAB allotments				Remarks		
					1	2	3	4	1	2	3
G_00030	SOUTHAMPTON	LL	2	0096 0097 0098 0099 0121 0129			*				
G_00031	GREAT YARMOUTH	LN	3	0100			*				
G_00032	SOUTHEND	LO	2	0101 0102 0111			*				
G_00033	DOVER	LL	3	0103 0104			*				
G_00034	THANET	LI	3	0105 0106 0107 0108 0191 0193 0198 0200			*				
G_00035	CANTERBURY	LK	2	0109 0188			*				
G_00036	FOLKESTONE	LO	2	0101 0110 0111			*				
G_00037	ASHFORD	LN	2	0112 0113 0141			*				
G_00038	BOURNEMOUTH	LN	2	0114 0133			*				
G_00039	MAIDSTONE	LC	2	0202			*				
G_00040	HARLOW	LE	3				*				
G_00041	SITTINGBOURNE	LE	3	0091			*				
G_00042	ISLE OF SHEPPEY	LA	3	0115			*				
G_00043	MEDWAY	LB	3								
G_00044	HASTINGS	LK	2	0109 0118			*				
G_00045	EASTBOURNE	LL	3	0099 0116 0117			*				
G_00046	CHICHESTER & LITTLEH	LK	2	0118 0119			*				
G_00047	WORTHING	LI	3								
G_00048	BRIGHTON	LE	3	0120 0122			*				
G_00049	HAYWARDS HEATH	LF	3								
G_00050	NORTHERN WEST SUSSEX	LK	2	0119			*				
G_00051	REIGATE & CRAWLEY	LO	2				*				
G_00052	NORTHERN EAST SUSSEX	LL	2	0096 0117 0121 0139			*				
G_00053	EAST HAMPSHIRE	LG	3	0368 0371			*				
G_00054	WINCHESTER	LI	3				*				
G_00055	PORTSMOUTH	LE	2	0122			*				
G_00056	BASINGSTOKE	LH	2				*				
G_00057	READING	LN	2				*				
G_00058	NEWBURY	LB	2				*				
G_00059	ANDOVER	LJ	2	0123 0160			*				
G_00060	SHAFTESBURY	LE	2	0127			*				
G_00061	YEOVIL	LG	2	0165							
G_00062	TAUNTON	LJ	2	0124 0152 0161			*				
G_00063	WEYMOUTH & DORCHESTE	LO	2	0125 0130							
G_00064	EAST DEVON	LK	2	0146			*				
G_00065	EXETER	LE	2	0126 0127			*				
G_00066	TORQUAY	LL	2	0097 0116 0128 0129			*				

M – Annex 1 Part 2

T-DAB identifier	NAME	Block identifier	Type of the reference network	Agreement numbers	Co-ordination required before the implementation of T-DAB allotments				Remarks		
					1	2	3	4	1	2	3
G_00067	SOUTH HAMS	LO	2	0130 0131 0132							
G_00068	PLYMOUTH	LN	2	0114 0133			*				
G_00069	PENZANCE	LE	2	0134 0221			*				
G_00070	TRURO & FALMOUTH	LL	2	0128			*				
G_00071	HELSTON	LK	3				*				
G_00072	REDRUTH	LG	3				*				
G_00073	ST AUSTELL & LISKEAR	LE	2	0135			*				
G_00074	BODMIN	LK	3				*				
G_00075	NEWQUAY & PADSTOW	LO	2	0132			*				
G_00076	BUDE	LJ	2				*				
G_00077	LAUNCESTON	LG	2				*				
G_00078	MID DEVON	LM	1				*				
G_00079	KINGS LYNN	LD	2				*				
G_00080	NORTH NORFOLK	LL	1	0093			*				
G_00081	NORWICH	LN	1	0090 0100 0136 0137 0199 0206			*				
G_00082	SOUTH NORFOLK & NORT	LO	1	0102 0110			*				
G_00083	GREATER LONDON	LL	1	0094 0103 0138 0139 0140			*				
G_00084	BRENTWOOD & BILLERIC	LB	3								
G_00085	CHELMSFORD	LN	2	0112 0141 0205 0404			*				
G_00086	CAMBRIDGE	LC	2				*				
G_00087	BEDFORD	LL	2	0140			*				
G_00088	STEVENAGE & HERTFORD	LD	2				*				
G_00089	FENLANDS	LE	2				*				
G_00090	HUNTINGDON	LI	2								
G_00091	PETERBOROUGH	LP	2								
G_00092	THE WASH	LM	2				*				
G_00093	SOUTHPORT	LL	3				*				
G_00094	HEMEL HEMPSTEAD	LG	3	0089							
G_00095	ISLES OF SCILLY	LC	3				*				
G_00096	ABERDEEN CITY	LG	3				*				
G_00097	PETERHEAD	LH	2				*				
G_00098	FRASERBURGH & BANFF	LK	2				*				
G_00099	BIRMINGHAM	LL	2				*				
G_00100	BROMSGROVE	LK	3	0142 0175			*				
G_00101	BATH	LA	3								
G_00102	BURNLEY	LF	2				*				
G_00103	BRADFORD	LC	3				*				
G_00104	BOLTON	LA	3	0143 0172			*				

M – Annex 1 Part 2

T-DAB identifier	NAME	Block identifier	Type of the reference network	Agreement numbers	Co-ordination required before the implementation of T-DAB allotments				Remarks		
					1	2	3	4	1	2	3
G 00105	BURY	LB	3	0144 0170			*				
G 00106	BRISTOL	LH	2				*				
G 00107	CARDIFF	LO	2				*				
G 00108	COVENTRY	LG	3				*				
G 00109	HINCKLEY & NUNEATON	LD	3				*				
G 00110	DUNDEE CITY	LK	2				*				
G 00111	WEST WILTSHIRE	LL	1	0098 0145			*				
G 00112	NORTH SOMERSET	LD	2				*				
G 00113	BRIDGWATER	LI	3				*				
G 00114	WESTON-SUPER-MARE	LK	3	0146			*				
G 00115	SWINDON	LD	3				*				
G 00116	SOUTH GLOUCESTERSHIR	LN	2				*				
G 00117	BANBURY	LD	2				*				
G 00118	MARKET HARBOROUGH	LD	3				*				
G 00119	GRANTHAM	LN	2	0147 0149			*				
G 00120	LINCOLN	LG	2				*				
G 00121	NOTTINGHAM	LE	2	0148 0176			*				
G 00122	DERBY	LN	2	0147 0149			*				
G 00123	COTSWOLDS	LA	2	0092 0150			*				
G 00124	ROSS-ON-WYE	LG	2	0151 0153			*				
G 00125	MONMOUTH & CHEPSTOW	LC	2				*				
G 00126	ABERGAVENNY	LJ	2	0124 0152			*				
G 00127	BRECON	LG	2	0151 0153			*				
G 00128	NEWPORT & TORFAEN	LF	2				*				
G 00129	STONEHAVEN	LE	2				*				
G 00130	MONTROSE	LG	3				*				
G 00131	BANCHORY	LN	2				*				
G 00132	BRAEMAR	LG	2				*				
G 00133	INVERURIE & HUNTLY	LA	2				*				
G 00134	ELGI	LI	2				*				
G 00135	TOMINTOUL & STRATHDO	LE	2				*				
G 00136	SOUTH EAST STAFFORDS	LH	2				*				
G 00137	BLACKBURN	LD	3				*				
G 00138	RAWTENSTALL & TODMOR	LM	3				*				
G 00139	SKIPTON	LP	2	0154			*				
G 00140	KEIGHLEY	LG	3				*				
G 00141	ILKLEY & OTLEY	LA	3				*				
G 00142	BELFAST	LA	3				*				
G 00143	COUNTY DOWN	LP	1	0154			*				



M – Annex 1 Part 2

T-DAB identifier	NAME	Block identifier	Type of the reference network	Agreement numbers	Co-ordination required before the implementation of T-DAB allotments				Remarks		
					1	2	3	4	1	2	3
G 00144	LONDONDERRY	LF	2				*				
G 00145	COLERAINE	LM	2				*				
G 00146	OMAGH	LE	2				*				
G 00147	COUNTY ANTRIM	LN	1	0155			*				
G 00148	NEWRY / SOUTH ARMAGH	LI	2				*				
G 00149	CRAIGAVON / ARMAGH	LD	2				*				
G 00150	COOKSTOWN / DUNGANNO	LB	1				*				
G 00151	CARLISLE	LD	2				*				
G 00152	PENRITH	LE	2				*				
G 00153	KESWICK	LP	3				*				
G 00154	WORKINGTON & WHITEHA	LF	2				*				
G 00155	BRIDGEND	LA	3				*				
G 00156	EBBW VALE	LP	3				*				
G 00157	CAERPHILLY	LM	3				*				
G 00158	MERTHYR TYDFIL	LK	3				*				
G 00159	PONTYPRIDD/ ABERDARE	LN	2				*				
G 00160	DEESSIDE	LN	3	0155			*				
G 00161	CHESTER	LE	3				*				
G 00162	WREXHAM	LG	3				*				
G 00163	FLINTSHIRE & RUTHIN	LH	2	0156 0157 0219			*				
G 00164	CREWE & NANTWICH	LN	3				*				
G 00165	NORTHWICH	LC	3	0158			*				
G 00166	CONGLETON	LP	3				*				
G 00167	ARBROATH	LD	3				*				
G 00168	ANGUS	LM	2				*				
G 00169	DUMFRIES AND GALLOWA	LK	1				*				
G 00170	DURHAM	LE	3				*				
G 00171	SUNDERLAND	LD	3				*				
G 00172	MIDDLESBROUGH	LM	2				*				
G 00173	DARLINGTON	LG	3				*				
G 00174	SCUNTHORPE	LD	2				*				
G 00175	GRIMSBY	LJ	2				*				
G 00176	DONCASTER	LM	2				*				
G 00177	SHEFFIELD	LP	2				*				
G 00178	KIDDERMINSTER	LD	3	0159 0174			*				
G 00179	DUDLEY	LG	3				*				
G 00180	EDINBURGH CITY	LG	3				*				
G 00181	EAST LoTHIAN	LI	2				*				
G 00182	WEST LoTHIAN	LF	2				*				

M – Annex 1 Part 2

T-DAB identifier	NAME	Block identifier	Type of the reference network	Agreement numbers	Co-ordination required before the implementation of T-DAB allotments				Remarks		
					1	2	3	4	1	2	3
G 00183	PENICUIK	LD	3				*				
G 00184	FALKIRK	LC	3				*				
G 00185	STIRLING	LM	2				*				
G 00186	CRANLARICH	LA	2				*				
G 00187	BLACKPOOL	LD	3				*				
G 00188	CUMBERNAULD	LG	3				*				
G 00189	PAISLEY	LE	3				*				
G 00190	GLASGOW	LK	3				*				
G 00191	DUMBARTON AND CLYDEB	LO	2				*				
G 00192	NORTH LANARKSHIRE	LD	3				*				
G 00193	EAST KILBRIDE & HAMI	LJ	3				*				
G 00194	SOUTH LANARKSHIRE	LL	2				*				
G 00195	GUERNSEY	LJ	2	0123 0160 0161			*				
G 00196	HUDDERSFIELD	LL	3				*				
G 00197	HALIFAX	LE	3				*				
G 00198	HARROGATE	LJ	2				*				
G 00199	WESTERN ISLES	LG	1	0095 0162			*				
G 00200	SOUTH HEBRIDES	LP	1								
G 00201	HULL	LE	2				*				
G 00202	ISLE OF MAN	LJ	2				*				
G 00203	INVERNESS	LJ	1				*				
G 00204	THURSO	LP	1								
G 00205	AVIEMORE	LK	1				*				
G 00206	ULLAPOOL AND NORTH W	LA	1				*				
G 00207	ISLE OF SKYE	LB	1				*				
G 00208	MULL	LL	1				*				
G 00209	FORT WILLIAM & LOCHA	LD	1				*				
G 00210	INVERCLYDE	LI	2				*				
G 00211	PITLOCHRY	LP	1				*				
G 00212	DUNFERMLINE & KIRKCA	LE	2				*				
G 00213	FIFE	LA	2				*				
G 00214	PERTH	LJ	1				*				
G 00215	OBAN	LE	1				*				
G 00216	ROTHESA	LB	1				*				
G 00217	ARGYLL AND BUTE	LC	1	0163 0166			*				
G 00218	ARRAN	LD	2				*				
G 00219	AYRSHIRE	LH	1	0156 0164 0218			*				
G 00220	JERSEY	LG	3	0165			*				
G 00221	LIVERPOOL	LD	3				*				

M – Annex 1 Part 2

T-DAB identifier	NAME	Block identifier	Type of the reference network	Agreement numbers	Co-ordination required before the implementation of T-DAB allotments				Remarks		
					1	2	3	4	1	2	3
G 00222	KENDAL & WINDERMERE	LO	2	0217 0370			*				
G 00223	LANCASTER & MORECAMB	LC	1	0163 0166			*				
G 00224	LLANDRINDOD WELLS	LO	2				*				
G 00225	MELTON MOWBRAY	LA	3				*				
G 00226	LOUGHBOROUGH	LG	3				*				
G 00227	LEICESTER	LM	2				*				
G 00228	ANGLESEY & CAERNARFO	LM	1	0167 0179			*				
G 00229	COLWYN BAY	LB	2				*				
G 00230	PWLLHELI & HARLECH	LL	1				*				
G 00231	LLANGOLLE	LP	1				*				
G 00232	EAST LINCOLNSHIRE	LI	2	0168 0183 0420			*				
G 00233	SKEGNESS & MABLETHOR	LB	2				*				
G 00234	WORKSOP & RETFORD	LA	2				*				
G 00235	WETHERBY & TADCASTER	LG	3				*				
G 00236	LEEDS	LD	3	0169			*				
G 00237	WIDNES	LF	3				*				
G 00238	WIGA	LG	3	0216 0369			*				
G 00239	WARRINGTON	LK	3				*				
G 00240	KNUTSFORD & WIMSLow	LB	3	0144 0170			*				
G 00241	MANCHESTER	LN	3				*				
G 00242	RUGBY	LE	2				*				
G 00243	YORKSHIRE DALES	LN	1				*				
G 00244	BISHOPS AUCKLAND	LP	2				*				
G 00245	NEWCASTLE UPON TYNE	LN	3				*				
G 00246	NORTHUMBERLAND	LL	1				*				
G 00247	SCOTTISH BORDERS	LO	1				*				
G 00248	WHITBY	LA	2				*				
G 00249	SCARBOROUGH	LP	2				*				
G 00250	BRIDLINGTON	LG	2				*				
G 00251	NORTH ALLERTON	LD	2	0169			*				
G 00252	YORK	LH	1				*				
G 00253	WAKEFIELD	LN	2				*				
G 00254	BARNSLEY	LG	3				*				
G 00255	SELBY	LK	2				*				
G 00256	PRESTON	LI	2				*				
G 00257	ROCHDALE	LH	3				*				
G 00258	OLDHAM	LD	3	0171 0173			*				
G 00259	ASHTON-UNDER-LYNE	LG	3				*				
G 00260	STOCKPORT	LA	3	0143 0172			*				

M – Annex 1 Part 2

T-DAB identifier	NAME	Block identifier	Type of the reference network	Agreement numbers	Co-ordination required before the implementation of T-DAB allotments				Remarks		
					1	2	3	4	1	2	3
G_00261	MACCLESFIELD	LD	3	0171 0173			*				
G_00262	NORTH DERBYSHIRE	LO	2				*				
G_00263	WALSALL & CANNOCK	LD	3	0159 0174			*				
G_00264	WOLVERHAMPTON	LK	3	0142 0175			*				
G_00265	NORTH STAFFORDSHIRE	LE	2	0148 0176 0177 0178			*				
G_00266	STOKE	LG	2				*				
G_00267	STAFFORD	LC	2	0158			*				
G_00268	TELFORD	LA	2				*				
G_00269	BRIDGNORTH	LE	2	0177 0178			*				
G_00270	SHREWSBURY	LM	1	0167 0179			*				
G_00271	WELSHPOOL	LD	1	0180 0220			*				
G_00272	PORT TALBOT & NEATH	LD	2				*				
G_00273	SWANSEA	LE	2	0126 0135			*				
G_00274	CARMARTHENSHIRE	LB	1				*				
G_00275	CEREDIGION	LI	1				*				
G_00276	GIBRALTAR	LC	3				*				
HNG30015	HNG_BARANYA	LG	1								
HNG30016	HNG_BACS_KISKUN	LJ	1		*				*		
HNG30017	HNG_BEKES	LG	1								
HNG30018	HNG_BORSOD	LD	1								
HNG30019	HNG_CSONGRAD	LP	1						*		
HNG30020	HNG_FEJER	LN	1		*				*		
HNG30021	HNG_GYOR	LO	1						*		
HNG30022	HNG_HAJDU	LA	1								
HNG30023	HNG_HEVES	LG	1								
HNG30024	HNG_KOMAROM	LH	1								
HNG30025	HNG_NOGRAD	LP	1						*		
HNG30026	HNG_PEST	LM	1	0181 0182	*				*		
HNG30027	HNG_SOMOGY	LI	1		*						
HNG30028	HNG_SZABOLCS	LN	1		*				*		
HNG30029	HNG_SZOLNOK	LK	1		*				*		
HNG30030	HNG_TOLNA	LO	1						*		
HNG30031	HNG_VAS	LJ	1		*						
HNG30032	HNG_VESZPREM	LM	1	0181 0182	*				*		
HNG30033	HNG_ZALA	LK	1		*						
HNG30034	HNG_BALATON	LG	1								
HNG30035	HNG_SOPRON	LN	2		*						
HNG30036	HNG_BUDAPEST	LD	3								
HOL30101	GRONINGEN30101	LJ	3				*				

M – Annex 1 Part 2

T-DAB identifier	NAME	Block identifier	Type of the reference network	Agreement numbers	Co-ordination required before the implementation of T-DAB allotments				Remarks		
					1	2	3	4	1	2	3
HOL30102	GRONINGEN30102	LM	3				*				
HOL30103	GRONINGEN30103	LI	3								
HOL30104	GRONINGEN30104	LP	3								
HOL30105	GRONINGEN30105	LB	3								
HOL30106	GRONINGEN30106	LE	3								
HOL30107	GRONINGEN30107	LG	3								
HOL30108	GRONINGEN30108	LJ	3								
HOL30201	FRIESLAND30201	LG	2	0416 0417 0418 0419 0420			*				
HOL30202	FRIESLAND30202	LI	2	0168 0183 0416 0417 0418 0419 0420			*				
HOL30203	FRIESLAND30203	LG	2				*				
HOL30204	FRIESLAND30204	LI	3				*				
HOL30205	FRIESLAND30205	LA	3				*				
HOL30206	FRIESLAND30206	LN	3				*				
HOL30207	FRIESLAND30207	LM	3				*				
HOL30301	DRENTHE30301	LK	3								
HOL30302	DRENTHE30302	LD	2				*				
HOL30303	DRENTHE30303	LE	3								
HOL30304	DRENTHE30304	LA	3								
HOL30305	DRENTHE30305	LG	3								
HOL30306	DRENTHE30306	LO	2								
HOL30401	OVERIJSEL30401	LK	3	0184 0189			*				
HOL30402	OVERIJSEL30402	LG	3				*				
HOL30403	OVERIJSEL30403	LB	2	0186			*				
HOL30404	OVERIJSEL30404	LJ	2				*				
HOL30405	OVERIJSEL30405	LE	3				*				
HOL30406	OVERIJSEL30406	LF	3								
HOL30407	OVERIJSEL30407	LN	3								
HOL30408	OVERIJSEL30408	LG	3	0185 0187							
HOL30409	OVERIJSEL30409	LO	3								
HOL30410	OVERIJSEL30410	LB	3	0186							
HOL30501	GELDERLAND30501	LN	3								
HOL30502	GELDERLAND30502	LA	3								
HOL30503	GELDERLAND30503	LP	3								
HOL30504	GELDERLAND30504	LJ	3				*				
HOL30505	GELDERLAND30505	LK	3								
HOL30506	GELDERLAND30506	LC	3								
HOL30507	GELDERLAND30507	LG	3	0185 0187							
HOL30508	GELDERLAND30508	LM	3				*				

M – Annex 1 Part 2

T-DAB identifier	NAME	Block identifier	Type of the reference network	Agreement numbers	Co-ordination required before the implementation of T-DAB allotments				Remarks		
					1	2	3	4	1	2	3
HOL30509	GELDERLAND30509	LE	3				*				
HOL30510	GELDERLAND30510	LO	3								
HOL30511	GELDERLAND30511	LI	3								
HOL30512	GELDERLAND30512	LE	3								
HOL30513	GELDERLAND30513	LL	3								
HOL30514	GELDERLAND30514	LF	3				*				
HOL30515	GELDERLAND30515	LJ	3				*				
HOL30516	GELDERLAND30516	LG	3								
HOL30517	GELDERLAND30517	LL	3								
HOL30601	UTRECHT30601	LM	3				*				
HOL30602	UTRECHT30602	LG	3				*				
HOL30603	UTRECHT30603	LF	3				*				
HOL30604	UTRECHT30604	LE	3				*				
HOL30605	UTRECHT30605	LD	3				*				
HOL30606	UTRECHT30606	LP	3								
HOL30607	UTRECHT30607	LI	3								
HOL30608	UTRECHT30608	LD	3								
HOL30609	UTRECHT30609	LO	3								
HOL30610	UTRECHT30610	LN	3								
HOL30611	UTRECHT30611	LO	3								
HOL30701	NOORD-HOLLAND30701	LK	3				*				
HOL30702	NOORD-HOLLAND30702	LK	3	0188			*				
HOL30703	NOORD-HOLLAND30703	LK	3	0184 0189			*				
HOL30704	NOORD-HOLLAND30704	LI	3	0105 0190 0191 0196			*				
HOL30705	NOORD-HOLLAND30705	LI	3				*				
HOL30706	NOORD-HOLLAND30706	LG	3				*				
HOL30707	NOORD-HOLLAND30707	LP	3								
HOL30708	NOORD-HOLLAND30708	LI	3	0108 0192 0193 0197			*				
HOL30709	NOORD-HOLLAND30709	LB	3	0373			*				
HOL30710	NOORD-HOLLAND30710	LB	3				*				
HOL30711	NOORD-HOLLAND30711	LA	3				*				
HOL30712	NOORD-HOLLAND30712	LH	3				*				
HOL30713	NOORD-HOLLAND30713	LA	3	0066			*				
HOL30714	NOORD-HOLLAND30714	LG	3	0194 0367			*				
HOL30715	NOORD-HOLLAND30715	LG	3				*				
HOL30716	NOORD-HOLLAND30716	LJ	3				*				
HOL30717	NOORD-HOLLAND30717	LN	3				*				
HOL30718	NOORD-HOLLAND30718	LL	3								
HOL30801	ZUID-HOLLAND30801	LJ	3	0195			*				

M – Annex 1 Part 2

T-DAB identifier	NAME	Block identifier	Type of the reference network	Agreement numbers	Co-ordination required before the implementation of T-DAB allotments				Remarks		
					1	2	3	4	1	2	3
HOL30802	ZUID-HOLLAND30802	LJ	3	0195			*				
HOL30803	ZUID-HOLLAND30803	LJ	3				*				
HOL30804	ZUID-HOLLAND30804	LE	3				*				
HOL30805	ZUID-HOLLAND30805	LE	3				*				
HOL30806	ZUID-HOLLAND30806	LA	3	0115 0374 0416 0417 0418 0419 0420							
HOL30807	ZUID-HOLLAND30807	LI	3	0067 0106 0190 0192 0196 0197 0198			*				
HOL30808	ZUID-HOLLAND30808	LN	3	0136 0199			*				
HOL30809	ZUID-HOLLAND30809	LI	3	0107 0200			*				
HOL30810	ZUID-HOLLAND30810	LC	3	0201 0416 0417 0418 0419 0420			*				
HOL30811	ZUID-HOLLAND30811	LC	1	0201 0202 0416 0417 0418 0419 0420			*				
HOL30812	ZUID-HOLLAND30812	LG	3				*				
HOL30813	ZUID-HOLLAND30813	LN	3				*				
HOL30814	ZUID-HOLLAND30814	LC	3				*				
HOL30815	ZUID-HOLLAND30815	LO	3				*				
HOL30816	ZUID-HOLLAND30816	LG	3				*				
HOL30817	ZUID-HOLLAND30817	LG	3				*				
HOL30818	ZUID-HOLLAND30818	LB	3	0203			*				
HOL30819	ZUID-HOLLAND30819	LE	3				*				
HOL30820	ZUID-HOLLAND30820	LC	3				*				
HOL30821	ZUID-HOLLAND30821	LG	3	0204			*				
HOL30901	ZEELAND30901	LD	3	0416 0417 0418 0419 0420			*				
HOL30902	ZEELAND30902	LE	3	0416 0417 0418 0419 0420			*				
HOL30903	ZEELAND30903	LD	3				*				
HOL30904	ZEELAND30904	LJ	2	0068			*				
HOL30905	ZEELAND30905	LD	3				*				
HOL30906	ZEELAND30906	LD	3				*				
HOL30907	ZEELAND30907	LG	3				*				
HOL30908	ZEELAND30908	LG	3				*				
HOL31001	NOORD-BRABANT31001	LJ	3				*				
HOL31002	NOORD-BRABANT31002	LH	3				*				
HOL31003	NOORD-BRABANT31003	LN	3	0207			*				
HOL31004	NOORD-BRABANT31004	LD	3				*				
HOL31005	NOORD-BRABANT31005	LO	3								
HOL31006	NOORD-BRABANT31006	LI	3								
HOL31007	NOORD-BRABANT31007	LN	3								

M – Annex 1 Part 2

T-DAB identifier	NAME	Block identifier	Type of the reference network	Agreement numbers	Co-ordination required before the implementation of T-DAB allotments				Remarks		
					1	2	3	4	1	2	3
HOL31008	NOORD-BRABANT31008	LD	3								
HOL31009	NOORD-BRABANT31009	LO	3								
HOL31010	NOORD-BRABANT31010	LM	3				*				
HOL31011	NOORD-BRABANT31011	LN	3	0137 0205 0206 0207			*				
HOL31012	NOORD-BRABANT31012	LG	3								
HOL31013	NOORD-BRABANT31013	LM	3				*				
HOL31014	NOORD-BRABANT31014	LP	3								
HOL31015	NOORD-BRABANT31015	LC	3								
HOL31016	NOORD-BRABANT31016	LK	3				*				
HOL31017	NOORD-BRABANT31017	LE	3				*				
HOL31018	NOORD-BRABANT31018	LG	3								
HOL31019	NOORD-BRABANT31019	LE	3								
HOL31020	NOORD-BRABANT31020	LN	3								
HOL31021	NOORD-BRABANT31021	LH	3								
HOL31101	LIMBURG31101	LF	3								
HOL31102	LIMBURG31102	LJ	2				*				
HOL31103	LIMBURG31103	LG	3								
HOL31104	LIMBURG31104	LM	3								
HOL31105	LIMBURG31105	LI	3								
HOL31106	LIMBURG31106	LD	3								
HOL31107	LIMBURG31107	LH	3								
HOL31108	LIMBURG31108	LJ	3								
HOL31109	LIMBURG31109	LN	3								
HOL31110	LIMBURG31110	LA	3								
HOL31111	LIMBURG31111	LE	3								
HOL31201	FLEVOLAND31201	LO	2								
HOL31202	FLEVOLAND31202	LE	3				*				
HOL31203	FLEVOLAND31203	LC	2				*				
HRV30001	HRV_OSIJEK	LP	2	0208 0209							
HRV30002	HRV_POZEGA	LO	2								
HRV30003	HRV_BJELOVAR	LP	2	0208 0209							
HRV30004	HRV_VARAZDIN	LL	2		*						
HRV30005	HRV_ZAGREB	LN	1		*						
HRV30006	HRV_ZAGREB-GRAD	LK	3		*						
HRV31107	HRV_PULA	LK	3								
HRV31108	HRV_RIJEKA	LJ	3	0210 0211 0227 0234 0262 0335							
HRV31109	HRV_ZADAR	LO	3	0212							
HRV31110	HRV_SPLIT	LO	3	0213			*				



M – Annex 1 Part 2

T-DAB identifier	NAME	Block identifier	Type of the reference network	Agreement numbers	Co-ordination required before the implementation of T-DAB allotments				Remarks		
					1	2	3	4	1	2	3
HRV31207	HRV_PAZIN	LM	3								
HRV31208	HRV_GOSPIC	LI	3	0214							
HRV31209	HRV_SIBENIK 1	LN	3				*				
HRV31210	HRV_DUBROVNIK	LI	3								
HRV31307	HRV_UMAG	LO	3								
HRV31309	HRV_UGLJAN	LM	3								
HRV31310	HRV_HVAR	LO	3	0212 0213			*				
HRV31407	HRV_LABIN	LN	3								
HRV31408	HRV_PAG	LI	3	0214 0215							
HRV31409	HRV_SIBENIK 2	LI	3	0215							
HRV31410	HRV_PELJESAC	LN	3				*				
HRV31508	HRV_G_KOTAR	LO	3								
IRL80001	CORK CITY	LD	1								
IRL80002	CORK COUNTY	LN	1				*				
IRL80003	KERRY COUNTY	LA	1								
IRL80004	LIMERICK COUNTY	LP	1								
IRL80005	WATERFORD COUNTY	LA	1				*				
IRL80006	WEXFORD COUNTY	LH	1				*				
IRL80007	WICKLOW RURAL	LN	1				*				
IRL80008	KILDARE COUNTY	LD	1				*				
IRL80009	DUBLIN COUNTY	LG	1	0216 0369			*				
IRL80010	DUBLIN CITY	LA	1				*				
IRL80011	LOUTH COUNTY	LO	2	0217 0370			*				
IRL80012	MONAGHAN COUNTY	LK	1				*				
IRL80013	SLIGO/S DONEGAL	LD	1				*				
IRL80014	MAYO COUNTY	LG	1								
IRL80015	LONGFORD/WESTMEATH	LJ	1				*				
IRL80016	KILKENNY COUNTY	LM	1				*				
IRL80017	TIPPERARY COUNTY	LI	1								
IRL80018	GALWAY COUNTY	LK	1								
IRL80019	CLARE COUNTY	LE	1								
IRL80020	LAOIS/OFFALY	LC	1								
IRL80021	DONEGAL NORTHWEST	LO	1								
IRL80022	CARLOW COUNTY	LO	1				*				
IRL80023	MEATH COUNTY	LH	1	0157 0164 0218 0219			*				
IRL80024	CAVAN COUNTY	LA	1				*				
IRL80025	ROSCOMMON/S LEITRIM	LF	1								
IRL80026	NORTH INISHOWEN	LA	1				*				
IRL80027	WATERFORD CITY	LB	3								

M – Annex 1 Part 2

T-DAB identifier	NAME	Block identifier	Type of the reference network	Agreement numbers	Co-ordination required before the implementation of T-DAB allotments				Remarks		
					1	2	3	4	1	2	3
IRL80028	WEXFORD TOWN	LD	3	0180 0220			*				
IRL80029	EAST COAST WICKLOW	LE	2	0134 0221			*				
IRL80030	LIMERICK CITY	LD	3								
IRL80031	GALWAY CITY	LC	3								
I_01011	TORINO_1	LB	3	0515							
I_01012	TORINO_2	LE	3	0515							
I_01013	TORINO_3	LK	3								
I_01021	ALESSANDRIA_1	LH	3								
I_01022	ALESSANDRIA_2	LA	3	0515							
I_01023	ALESSANDRIA_3	LO	3								
I_01031	ASTI_1	LD	3	0515							
I_01041	BIELLA_1	LJ	3								
I_01051	CUNEO_1	LD	3	0515							
I_01052	CUNEO_2	LP	3								
I_01053	CUNEO_3	LH	3								
I_01054	CUNEO_4	LN	3								
I_01061	NOVARA_1	LE	3								
I_01071	VERBANIA_1	LM	3								
I_01081	VERCELLI_1	LK	3								
I_02011	AOSTA_1	LA	3	0515							
I_02012	AOSTA_2	LB	3	0515							
I_03011	MILANO_1	LO	3								
I_03021	BERGAMO_1	LA	3								
I_03022	BERGAMO_2	LP	3	0222 0223 0224 0225							
I_03031	BRESCIA_1	LD	3								
I_03032	BRESCIA_2	LK	3								
I_03033	BRESCIA_3	LL	3								
I_03041	COMO_1	LP	3	0222 0224							
I_03042	COMO_2	LE	3								
I_03051	CREMONA_1	LK	3								
I_03061	LECCO_1	LD	3								
I_03071	LODI_1	LM	3								
I_03081	MANTOVA_1	LP	3								
I_03091	PAVIA_1	LP	3								
I_03092	PAVIA_2	LE	3								
I_03093	PAVIA_3	LD	3								
I_03101	SONDRIO_1	LK	3								
I_03102	SONDRIO_2	LP	3								
I_03103	SONDRIO_3	LP	3	0223 0225							

M – Annex 1 Part 2

T-DAB identifier	NAME	Block identifier	Type of the reference network	Agreement numbers	Co-ordination required before the implementation of T-DAB allotments				Remarks		
					1	2	3	4	1	2	3
I 03111	VARESE_1	LK	3								
I 03112	VARESE_2	LD	3								
I 04011	BOLZANO_1	LE	3								
I 04012	BOLZANO_2	LB	3								
I 04013	BOLZANO_3	LP	3								
I 04021	TRENTO_1	LP	3								
I 04022	TRENTO_2	LD	3								
I 04023	TRENTO_3	LK	3	0226 0229							
I 05011	VENEZIA_1	LH	3	0248							
I 05012	VENEZIA_2	LJ	3	0227 0236							
I 05021	BELLUNO_1	LE	3								
I 05022	BELLUNO_2	LD	3								
I 05031	PADOVA_1	LP	3								
I 05041	ROVIGO_1	LL	3	0228 0336							
I 05051	TREVISO_1	LK	3	0226 0229							
I 05061	VERONA_1	LI	3								
I 05071	VICENZA_1	LE	3								
I 05072	VICENZA_2	LD	3								
I 06011	TRIESTE_1	LK	3								
I 06021	GORIZIA_1	LN	3								
I 06031	PORDENONE_1	LP	3								
I 06041	UDINE_1	LM	3								
I 06042	UDINE_2	LJ	3								
I 07011	GENOVA_1	LJ	3	0230 0244							
I 07012	GENOVA_2	LN	3	0231 0246							
I 07021	IMPERIA_1	LO	3	0243							
I 07031	LASPEZIA_1	LK	3	0232 0233 0235							
I 07041	SAVONA_1	LG	3								
I 07042	SAVONA_2	LK	3	0233 0239							
I 08011	BOLOGNA_1	LL	3								
I 08012	BOLOGNA_2	LN	3								
I 08021	FERRARA_1	LD	3								
I 08022	FERRARA_2	LJ	3	0234 0237							
I 08031	FORLI_1	LL	3								
I 08032	FORLI_2	LD	3								
I 08041	MODENA_1	LE	3								
I 08042	MODENA_2	LK	3								
I 08051	PARMA_1	LJ	3								
I 08052	PARMA_2	LH	3								

M – Annex 1 Part 2

T-DAB identifier	NAME	Block identifier	Type of the reference network	Agreement numbers	Co-ordination required before the implementation of T-DAB allotments				Remarks		
					1	2	3	4	1	2	3
I_08061	PIACENZA_1	LD	3								
I_08062	PIACENZA_2	LK	3	0232 0235							
I_08071	RAVENNA_1	LH	3	0249							
I_08081	REGGIOEMILIA_1	LD	3								
I_08082	REGGIOEMILIA_2	LG	3								
I_08091	RIMINI_1	LJ	3	0236 0237							
I_09011	FIRENZE_1	LJ	3								
I_09012	FIRENZE_2	LG	3								
I_09013	FIRENZE_3	LP	3								
I_09021	AREZZO_1	LD	3								
I_09022	AREZZO_2	LL	3								
I_09031	GROSSETO_1	LM	3	0238 0287							
I_09032	GROSSETO_2	LJ	3								
I_09041	LIVORNO_1	LK	3	0239							
I_09042	LIVORNO_2	LL	3	0062 0063 0240 0241							
I_09051	LUCCA_1	LO	3	0242 0243 0247							
I_09052	LUCCA_2	LJ	3	0230 0244							
I_09061	MASSA_1	LN	3	0231 0245 0246 0288							
I_09062	MASSA_2	LO	3	0242 0247							
I_09071	PISA_1	LM	3								
I_09072	PISA_2	LN	3								
I_09081	PISTOIA_1	LL	3								
I_09091	PRATO_1	LD	3								
I_09101	SIENA_1	LG	3								
I_09102	SIENA_2	LK	3								
I_10011	ANCONA_1	LP	3								
I_10021	PESARO_1	LH	3	0248 0249							
I_10022	PESARO_2	LK	3								
I_10031	ASCOLIPICENO_1	LL	3								
I_10041	MACERATA_1	LA	3	0250 0258 0259							
I_10042	MACERATA_2	LD	3								
I_11011	PERUGIA_1	LM	3								
I_11012	PERUGIA_2	LN	3								
I_11013	PERUGIA_3	LG	3								
I_11014	PERUGIA_4	LB	3								
I_11015	PERUGIA_5	LP	3	0251 0261							
I_11016	PERUGIA_6	LK	3								
I_11021	TERNI_1	LD	3								
I_11022	TERNI_2	LP	3								

M – Annex 1 Part 2

T-DAB identifier	NAME	Block identifier	Type of the reference network	Agreement numbers	Co-ordination required before the implementation of T-DAB allotments				Remarks		
					1	2	3	4	1	2	3
I_12011	ROMA_1	LC	3								
I_12012	ROMA_2	LP	3								
I_12013	ROMA_3	LH	3								
I_12014	ROMA_4	LG	3								
I_12021	FROSINONE_1	LD	3								
I_12022	FROSINONE_2	LP	3								
I_12031	LATINA_1	LO	3	0252 0275							
I_12032	LATINA_2	LK	3	0253 0281							
I_12033	LATINA_3	LG	3	0254 0255 0256 0268 0284 0286							
I_12041	RIETI_1	LK	3								
I_12042	RIETI_2	LM	3								
I_12051	VITERBO_1	LG	3								
I_12052	VITERBO_2	LO	3								
I_13011	AQUILA_1	LD	3								
I_13012	AQUILA_2	LI	3								
I_13021	CHIETI_1	LB	3								
I_13022	CHIETI_2	LA	3	0257 0258 0260							
I_13031	PESCARA_1	LA	3	0250 0257 0259 0260							
I_13041	TERAMO_1	LP	3	0251 0261							
I_14011	CAMPOBASSO_1	LJ	3	0210 0262 0265							
I_14021	ISERNIA_1	LD	3								
I_15011	NAPOLI_1	LI	3								
I_15012	NAPOLI_2	LJ	3	0263 0280							
I_15021	AVELLINO_1	LA	3								
I_15031	BENEVENTO_1	LG	3								
I_15041	CASERTA_1	LE	3								
I_15051	SALERNO_1	LF	3								
I_15052	SALERNO_2	LD	3	0274							
I_16011	BARI_1	LC	3								
I_16012	BARI_2	LA	3								
I_16021	BRINDISI_1	LA	3	0264 0271				*			The administration of Greece shall notify to the administration of Italy any cessation of any of its other services (F3).
I_16031	FOGGIA_1	LF	3								
I_16032	FOGGIA_2	LK	3								
I_16033	FOGGIA_3	LJ	3	0265							
I_16041	LECCE_1	LG	3					*			The administration of Greece shall notify to the administration of Italy any cessation of any of its other services (F3).

M – Annex 1 Part 2

T-DAB identifier	NAME	Block identifier	Type of the reference network	Agreement numbers	Co-ordination required before the implementation of T-DAB allotments				Remarks		
					1	2	3	4	1	2	3
I_16042	LECCE_2	LN	3				*			The administration of Greece shall notify to the administration of Italy any cessation of any of its other services (F3).	
I_16051	TARANTO_1	LJ	3								
I_16052	TARANTO_2	LG	3				*			The administration of Greece shall notify to the administration of Italy any cessation of any of its other services (F3).	
I_17011	POTENZA_1	LG	3								
I_17012	POTENZA_2	LE	3	0266 0269							
I_17021	MATERA_1	LD	3				*			The administration of Greece shall notify to the administration of Italy any cessation of any of its other services (F3).	
I_18011	REGGIOCALABRIA_1	LL	3								
I_18012	REGGIOCALABRIA_2	LE	3				*			The administration of Greece shall notify to the administration of Italy any cessation of any of its other services (F3).	
I_18021	CATANZARO_1	LG	3	0254 0267 0268 0282			*			The administration of Greece shall notify to the administration of Italy any cessation of any of its other services (F3).	
I_18031	COSENZA_1	LE	3	0266 0269			*			The administration of Greece shall notify to the administration of Italy any cessation of any of its other services (F3).	
I_18032	COSENZA_2	LM	3	0273			*			The administration of Greece shall notify to the administration of Italy any cessation of any of its other services (F3).	
I_18041	CROTONE_1	LA	3	0264 0270 0271 0272			*			The administration of Greece shall notify to the administration of Italy any cessation of any of its other services (F3).	
I_18051	VIBOVALENTIA_1	LA	3	0270 0272							
I_19011	PALERMO_1	LP	3								
I_19012	PALERMO_2	LM	3	0273							
I_19013	PALERMO_3	LD	3	0274							
I_19014	PALERMO_4	LO	3	0252 0275							
I_19021	AGRIGENTO_1	LN	3								
I_19022	AGRIGENTO_2	LD	3								
I_19023	AGRIGENTO_3	LA	3	0276 0277							
I_19024	AGRIGENTO_4	LG	3	0278 0279							
I_19031	CALTANISSETTA_1	LB	3								
I_19032	CALTANISSETTA_2	LA	3	0277							
I_19041	CATANIA_1	LP	3								
I_19042	CATANIA_2	LN	3								
I_19051	ENNA_1	LA	3								

M – Annex 1 Part 2

T-DAB identifier	NAME	Block identifier	Type of the reference network	Agreement numbers	Co-ordination required before the implementation of T-DAB allotments				Remarks		
					1	2	3	4	1	2	3
I_19052	ENNA_2	LG	3								
I_19061	MESSINA_1	LJ	3	0263 0280							
I_19062	MESSINA_2	LN	3								
I_19063	MESSINA_3	LK	3	0253 0281							
I_19071	RAGUSA_1	LD	3								
I_19072	RAGUSA_2	LE	3								
I_19081	SIRACUSA_1	LG	3	0278				*			The administration of Greece shall notify to the administration of Italy any cessation of any of its other services (F3).
I_19082	SIRACUSA_2	LK	3								
I_19091	TRAPANI_1	LG	3	0255 0267 0279 0282 0283 0284 0285							
I_19092	TRAPANI_2	LA	3	0276							
I_19093	TRAPANI_3	LM	3								
I_19094	TRAPANI_4	LK	3								
I_20011	CAGLIARI_1	LD	3								
I_20012	CAGLIARI_2	LA	3								
I_20021	NUORO_1	LF	3								
I_20022	NUORO_2	LG	3	0256 0283 0285 0286							
I_20031	ORISTANO_1	LN	3								
I_20041	SASSARI_1	LM	3	0238 0287							
I_20042	SASSARI_2	LN	3	0245 0288							
LIE00003	LIECHTENSTEIN	LL	2								
LTU30001	VILNIUS	LG	1						*		
LTU30002	KAUNAS	LJ	1						*	*	
LTU30003	KLAIPEDA	LD	1						*		
LTU30004	SIAULIAI	LL	1						*		
LTU30005	PANEVEZYS	LN	1						*		
LTU30006	AKMENE	LD	2						*		
LTU30007	ALYTUS	LK	1						*	*	
LTU30008	ANYKSCIAI	LL	1						*		
LTU30009	BIRZAI	LD	2						*		
LTU30010	DRUSKININKAI	LA	1						*		
LTU30011	ELEKTRENAI	LN	2						*	*	
LTU30012	JONAVA	LA	2						*		
LTU30013	JONISKIS	LA	2						*		
LTU30014	JURBARKAS	LP	2						*		
LTU30015	KEDAINIAI	LG	2						*		
LTU30016	KELME	LN	2						*		

M – Annex 1 Part 2

T-DAB identifier	NAME	Block identifier	Type of the reference network	Agreement numbers	Co-ordination required before the implementation of T-DAB allotments				Remarks		
					1	2	3	4	1	2	3
LTU30017	KYBARTAI	LA	2						*		
LTU30018	LAZDIJAI	LG	1						*		
LTU30019	MARIJAMPOLE	LO	2						*	*	
LTU30020	MAZEIKIAI	LP	2						*		
LTU30021	MOLETAI	LP	1						*	*	
LTU30022	NIDA	LJ	2						*		
LTU30023	PAKRUOJIS	LG	2						*		
LTU30024	PALANGA	LH	1						*		
LTU30025	RAMYGALA	LE	2						*		
LTU30026	RASEINIAI	LA	2						*		
LTU30027	ROKISKIS	LP	2						*		
LTU30028	SALCININKAI	LE	2						*		
LTU30029	SEDUVA	LC	2						*		
LTU30030	SILALE	LK	2						*		
LTU30031	SILUTE	LG	2						*		
LTU30032	SKUODAS	LL	2	0349					*		
LTU30033	SVENCIONYS	LD	1						*		
LTU30034	TAURAGE	LE	2						*		
LTU30035	TELSIAI	LA	2						*		
LTU30036	UKMERGE	LO	1						*		
LTU30037	UTENA	LA	1						*		
LTU30038	VARENA	LP	2						*	*	
LTU30039	VISAGINAS	LE	1						*		
LTU30040	ZARASAI	LJ	2						*		
LUX30001	LUXEMBOURG 3	LK	1								
LVA30002	KULDIGA	LM	1						*		
LVA30003	RIGA	LJ	1						*		
LVA30004	ALUKSNE	LD	1						*		
LVA30005	DAUGAVPILS	LG	1						*		
LVA30006	LIEPAJA	LK	1	0060 0289					*		
LVA30007	VALMIERA	LL	1						*		
LVA30008	SIGULDA	LO	1						*		
MDA00002	MDA-DAB-2	LI	1								
MDA15001	LIPCANI	LE	3								
MDA15002	EDINET	LL	1							*	
MDA15003	BRICENI	LE	3								
MDA15004	SOROCA	LM	1							*	
MDA15005	CAMENCA	LA	3								
MDA15006	BALTI	LK	1							*	



M – Annex 1 Part 2

T-DAB identifier	NAME	Block identifier	Type of the reference network	Agreement numbers	Co-ordination required before the implementation of T-DAB allotments				Remarks		
					1	2	3	4	1	2	3
MDA15007	SINGEREI	LA	3								
MDA15008	COTIUJENI-SOROCA	LO	3	0290 0292						*	
MDA15009	SOLDANESTI	LN	3							*	
MDA15010	RIBNITA	LK	3	0291						*	
MDA15011	CIUCIUENI-BALTI	LO	3	0290 0292						*	
MDA15012	ORHEI	LP	1							*	
MDA15013	UNGHENI	LG	1								
MDA15014	STRASENI	LD	3								
MDA15015	CHISINAU	LO	1							*	
MDA15016	DUBASARI	LD	3								
MDA15017	HINCESTI	LK	1							*	
MDA15018	CAUSENI	LN	1							*	
MDA15019	TIRASPOL	LA	3								
MDA15020	LEOVA	LG	3								
MDA15021	CIMISLIA	LA	3								
MDA15022	CARAHASANI-TIGHINA	LD	3								
MDA15023	CANTEMIR	LN	3							*	
MDA15024	COMRAT	LD	3								
MDA15025	CAHUL	LB	1								
MKD00002	MKD-DAB-2	LH	1					*			
MKD00003	MKD-DAB-3	LD	1					*			
MLT30017	MALTA	LP	1								
NOR00010	HALDEN	LB	1								
NOR00011	FREDRIKSTAD	LA	1	0293							
NOR00012	SARPSBORG	LM	1								
NOR00013	MOSS	LP	1	0294 0295 0304							
NOR00014	INDRE_OESTFOLD	LH	1	0296 0297 0307							
NOR00015	ASKIM	LK	1	0032 0298							
NOR00016	FOLLO	LE	1	0299 0300 0303							
NOR00017	OSLO	LJ	1	0301 0314							
NOR00018	ASKER_BAERUM	LN	1								
NOR00019	NEDRE_ROMERIKE	LI	1	0311							
NOR00020	OEVRE_ROMERIKE	LG	1	0302 0309							
NOR00021	KONGSVINGER	LE	1	0300 0303							
NOR00022	SOLOER	LA	1								
NOR00023	ELVERUM	LN	1								
NOR00024	HAMAR	LK	1								
NOR00025	GJOEVIK	LO	1								
NOR00026	HADELAND	LP	1	0295 0304							

## M – Annex 1 Part 2

T-DAB identifier	NAME	Block identifier	Type of the reference network	Agreement numbers	Co-ordination required before the implementation of T-DAB allotments				Remarks		
					1	2	3	4	1	2	3
NOR00027	GUDBRANDSDAL	LG	1	0305 0306							
NOR00028	SOER_OESTERDAL	LI	1								
NOR00029	TRYSIL	LG	1	0305 0306							
NOR00030	NORD_OESTERDAL	LE	1								
NOR00031	NORD_GUDBRANDSDAL	LA	1								
NOR00032	VALDRES	LN	1								
NOR00033	HALLINGDAL	LK	1								
NOR00034	RINGERIKE	LH	1	0297 0307							
NOR00035	MODUM	LO	1	0308 0338							
NOR00036	KONGSBERG	LB	1								
NOR00037	DRAMMEN	LF	1								
NOR00038	BORRE	LG	1	0302 0309							
NOR00039	TOENSBERG	LI	1	0310 0311 0312 0313							
NOR00040	SANDEFJORD	LJ	3	0301 0314							
NOR00041	LARVIK	LL	1	0315 0344							
NOR00042	GRENLAND	LC	1								
NOR00043	MIDT_TELEMARK	LD	1								
NOR00044	VEST_TELEMARK	LA	1	0316							
NOR00045	KRAGEROE	LI	1	0312							
NOR00046	ARENDAL	LE	1								
NOR00047	GRIMSTAD	LP	1								
NOR00048	KRISTIANSAND	LG	1								
NOR00049	MANDAL	LI	1	0313			*				
NOR00050	FARSUND	LC	1				*				
NOR00051	EGERSUND	LE	1								
NOR00052	SANDNES	LG	1				*				
NOR00053	STAVANGER	LN	1				*				
NOR00054	HAUGALAND	LJ	1	0317			*				
NOR00055	SETESDAL	LD	1								
NOR00056	HARDANGER	LG	1				*				
NOR00057	SUNNHORDALAND	LP	1								
NOR00058	NORD_HORDALAND	LA	1				*				
NOR00059	SOGNEFJORD	LM	1				*				
NOR00060	FOERDE	LD	1				*				
NOR00061	NORDFJORD	LE	1				*				
NOR00062	SUNNMOERE_SYD	LP	1								
NOR00063	SUNNMOERE_NORD	LK	1				*				
NOR00064	ROMSDAL	LD	1	0318 0319							
NOR00065	NORDMOERE	LG	1								

## M – Annex 1 Part 2

T-DAB identifier	NAME	Block identifier	Type of the reference network	Agreement numbers	Co-ordination required before the implementation of T-DAB allotments				Remarks		
					1	2	3	4	1	2	3
NOR00066	OPPDAL	LP	1								
NOR00067	SELBU	LA	1								
NOR00068	TRONDHEIM	LD	1								
NOR00069	FOSEN	LJ	1			*					
NOR00070	INN_TROENDELAG	LE	1								
NOR00071	NAMDAL	LN	1								
NOR00072	BROENNOEY	LD	1	0318 0319 0320 0321							
NOR00073	VEFSN	LE	1								
NOR00074	SANDNESSJOEEN	LA	1								
NOR00075	RANA	LG	1								
NOR00076	BODOE	LP	1								
NOR00077	OFOTEN	LE	1								
NOR00078	LOFOTEN	LK	1								
NOR00079	VESTERALEN	LD	1	0320 0321 0322 0324							
NOR00080	HARSTAD	LG	1	0323 0357							
NOR00081	INDRE_TROMS	LP	1								
NOR00082	TROMSOE	LA	1								
NOR00083	NORD_TROMS	LK	1								
NOR00084	ALTA	LN	1								
NOR00085	FINNMARKSVIDDA	LA	1						*		
NOR00086	PORSANGER	LG	1						*		
NOR00087	HAMMERFEST	LD	1	0322 0324					*		
NOR00088	NORDKAPP	LE	1						*		
NOR00089	NORDKINNHALVOEYA	LP	1						*		
NOR00090	VARANGERHALVOEYA	LK	1						*		
NOR00091	VADSOE	LD	1						*		
NOR00092	SOER_VARANGER	LG	1						*		
POL30001	WROCLAW	LO	1								
POL30002	BYDGOSZCZ	LJ	1						*	*	
POL30003	LUBLIN	LN	1							*	
POL30004	ZIELONA GORA	LI	1								
POL30005	LODZ	LA	1								
POL30006	KRAKOW	LL	1							*	
POL30007	WARSZAWA	LO	1						*	*	
POL30008	OPOLE	LN	1							*	
POL30009	BIALYSTOK	LP	1						*	*	
POL30010	GDANSK	LA	1						*		
POL30011	KATOWICE	LJ	1			*				*	
POL30012	KIELCE	LP	1							*	

M – Annex 1 Part 2

T-DAB identifier	NAME	Block identifier	Type of the reference network	Agreement numbers	Co-ordination required before the implementation of T-DAB allotments				Remarks		
					1	2	3	4	1	2	3
POL30013	OLSZTYN	LN	1	0325 0353					*	*	
POL30014	POZNAN	LP	1						*	*	
POL30015	RZESZOW	LK	1		*					*	
POL30016	SZCZECIN	LN	1	0034 0326 0354					*		
POR30301	A7R OLHAO TAVI CM VR	LL	1								
POR30302	A5R LOULE SBALP FARO	LO	1								
POR30303	A5R SILV LAGOA ALBUF	LG	1								
POR30304	A6R MONCH LAG PORTIM	LE	1								
POR30305	A4R ALJ O CV MERTOLA	LJ	1								
POR30306	A6R FA V VM B S BEJA	LN	1								
POR30307	A5R ALCSAL SC ODEMIR	LK	1								
POR30308	A6R SES SETUBAL PALM	LB	1								
POR30309	A6R EVORA P VA MNOVO	LO	1								
POR30310	A6R ESTREMOZ VV RMON	LL	1								
POR30311	A5R ELVAS AC PONTSOR	LN	1								
POR30312	A6R CVI MV PORTALEGR	LG	1								
POR30313	A5R CH AL ALM CORUCH	LM	1								
POR30314	A6R AL RMAIOR SANTAR	LP	1								
POR30315	A6R AZ C SM B VFXIRA	LL	1								
POR30316	A6R ALMADA SEIX BARR	LN	3								
POR30317	A5R MOITA MONTIJ ALC	LI	3								
POR30318	A5R LISBOA	LA	3								
POR30319	A6R CASCAIS OEIR AMD	LJ	3								
POR30320	A6R OD LOURES SINTRA	LO	3								
POR30321	A5R MF SMA AL TVEDRA	LG	1								
POR30322	A6R B L PENICHE O CR	LK	3								
POR30323	A6R ALCOBACA PM VNO	LJ	1								
POR30324	A6R POMBAL LEIRIA MG	LN	1								
POR30325	A6R FZ TOMAR TN E VB	LE	1								
POR30326	A4R SERTA VR ABRANTE	LK	1								
POR30327	A6R O PN CBRANCO IDN	LO	1								
POR30328	A5R B COVILHA FUND P	LN	1								
POR30329	A6R FIGFOZ MI C MV S	LM	1								
POR30330	A6R COIMBR CN MC LOU	LP	1								
POR30331	A6R ALV ANS FV PG PS	LL	1								
POR30332	A5R ANAD VNP ARGANIL	LG	1								
POR30333	A6R MURT AVEIRO I VA	LN	3								
POR30334	A6R OVAR OLIAZ SJMAD	LE	3								
POR30335	A6R E VC SV AGUEDA O	LA	1								

M – Annex 1 Part 2

T-DAB identifier	NAME	Block identifier	Type of the reference network	Agreement numbers	Co-ordination required before the implementation of T-DAB allotments				Remarks		
					1	2	3	4	1	2	3
POR30336	A6R M SC TABUA OH CS	LJ	1								
POR30337	A5R TONDEL SPS CD VP	LB	1								
POR30338	A6R SA PC MANG VISEU	LK	1								
POR30339	A6R S M G GUARDA SAB	LE	1								
POR30340	A5R F TRANCOSO M P A	LA	1								
POR30341	A6R AROU CP R LAMEGO	LF	1								
POR30342	A5R ARMAM MB TABUACO	LM	1								
POR30343	A5R MIRANDEL TM MOGA	LJ	1								
POR30344	A6R BRAGANCA MIRDOUR	LO	1								
POR30345	A6R VPA VILREAL ALIJ	LG	1								
POR30346	A6R MONT CHAVES VALP	LK	1								
POR30347	A6R VALENC MONCAO PB	LJ	1								
POR30348	A6R CAM PL VIANACAST	LE	1								
POR30349	A6R VV AMAR PL BRAGA	LO	1								
POR30350	A5R VM CB F GUIMARAE	LA	1								
POR30351	A5R ESP BARCELOS VNF	LL	1								
POR30352	A5R CB F AMARANTE MC	LH	1								
POR30353	A6R PF PEN PAREDE VL	LP	1								
POR30354	A6R PVARZIM VCOND ST	LB	3								
POR30355	A4R MAIA MATOSINHOS	LG	3								
POR30356	A7R PORTO GONDOMAR	LI	3								
POR30357	A7R GAIA ESPIN FEIRA	LO	3								
POR30358	MDR A4R MACH SANT PS	LN	1								
POR30359	MDR A5R RBRAV CALHET	LK	3								
POR30360	MDR A5R FUNCHAL CLOB	LA	3								
ROU30011	DAB ZONA11	LL	1							*	
ROU30012	DAB ZONA12	LK	1		*					*	
ROU30013	DAB ZONA13	LE	1								
ROU30014	DAB ZONA14	LK	1							*	
ROU30015	DAB ZONA15	LJ	1							*	
ROU30021	DAB ZONA21	LE	1								
ROU30022	DAB ZONA22	LP	1							*	
ROU30023	DAB ZONA23	LG	1								
ROU30024	DAB ZONA24	LN	1							*	
ROU30025	DAB ZONA25	LG	1								
ROU30031	DAB ZONA31	LD	1								
ROU30032	DAB ZONA32	LL	1			*				*	
ROU30033	DAB ZONA33	LC	1				*				
ROU30034	DAB ZONA34	LK	1			*				*	

M – Annex 1 Part 2

T-DAB identifier	NAME	Block identifier	Type of the reference network	Agreement numbers	Co-ordination required before the implementation of T-DAB allotments				Remarks		
					1	2	3	4	1	2	3
ROU30035	DAB ZONA35	LA	1								
ROU30041	DAB ZONA41	LA	1								
ROU30042	DAB ZONA42	LP	1							*	
ROU30043	DAB ZONA43	LN	1	0508						*	
ROU30044	DAB ZONA44	LD	1	0509						*	
ROU30045	DAB ZONA45	LM	1							*	
ROU30051	DAB ZONA51	LO	1							*	
ROU30052	DAB ZONA52	LM	1							*	
ROU30053	DAB ZONA53	LO	1							*	
ROU30054	DAB ZONA54	LK	1							*	
ROU30055	DAB ZONA55	LP	1							*	
ROU30061	DAB ZONA61	LK	1		*					*	
ROU30062	DAB ZONA62	LG	1							*	
ROU30071	DAB ZONA71	LM	1		*					*	
ROU30072	DAB ZONA72	LO	1							*	
ROU30073	DAB ZONA73	LP	1							*	
ROU30081	DAB ZONA81	LP	1							*	
ROU30082	DAB ZONA82	LA	1							*	
ROU30083	DAB ZONA83	LK	1		*					*	
ROU30084	DAB ZONA84	LJ	1		*					*	
ROU30091	DAB ZONA91	LP	1							*	
ROU30092	DAB ZONA92	LF	1							*	
ROU30093	DAB ZONA93	LJ	1		*					*	
ROU30094	DAB ZONA94	LM	1		*					*	
ROU30101	DAB ZONA101	LA	1							*	
ROU30102	DAB ZONA102	LM	1							*	
ROU30103	DAB ZONA103	LK	1							*	
ROU30104	DAB ZONA104	LJ	1							*	
ROU30111	DAB ZONA111	LG	1							*	
ROU30112	DAB ZONA112	LO	1							*	
ROU30113	DAB ZONA113	LE	1							*	
ROU30114	DAB ZONA114	LG	1							*	
ROU30115	DAB ZONA115	LB	1	0412						*	
ROU30116	DAB ZONA116	LE	1							*	
SMR30002	RADIOTV SANMARINO-4-	LP	1							*	
SUI00101	GENEVE	LL	2							*	
SUI00102	LEMAN	LO	2	0330						*	
SUI00103	OBERWALLIS	LP	1							*	
SUI00104	BERNER OBERLAND	LK	1							*	

## M – Annex 1 Part 2

T-DAB identifier	NAME	Block identifier	Type of the reference network	Agreement numbers	Co-ordination required before the implementation of T-DAB allotments				Remarks		
					1	2	3	4	1	2	3
SUI00105	NEUCHATEL	LJ	2								
SUI00106	TICINO	LN	1	0327 0332							
SUI00107	VIERWALDSTAETTERSEE	LJ	1								
SUI00108	NAPF	LL	2	0328 0333							
SUI00109	SOLOTHURN	LM	2								
SUI00110	JURA	LO	2	0329 0330 0331							
SUI00111	BASEL	LO	2	0329							
SUI00112	ZUERISEE	LH	2								
SUI00113	AARGAU	LN	2	0327 0332							
SUI00114	WINTERTHUR	LL	2	0328 0333							
SUI00115	OSTSCHWEIZ	LK	2								
SUI00116	GRISCHA	LO	1								
SUI00117	ENGADIN	LC	1								
SVK30301	SVK_DAB_BA3	LL	1	0506 0512							
SVK30302	SVK_DAB_NI3	LK	1	0507 0513							
SVK30303	SVK_DAB_TN3	LD	1								
SVK30304	SVK_DAB_ZA3	LA	1								
SVK30305	SVK_DAB_BB3	LN	1	0505 0514							
SVK30306	SVK_DAB_RS3	LE	1								
SVK30307	SVK_DAB_PP3	LH	1								
SVK30308	SVK_DAB_KE3	LI	1								
SVK30309	SVK_DAB_MI3	LA	1								
SVN10001	PREKMURJE	LM	1		*						
SVN10002	MARIBOR-MESTO	LE	3								
SVN10003	CELJE+OBSOTELJE	LO	1	0005 0334							
SVN10004	KOROSKA	LK	1		*						
SVN10005	ZASAVJE	LJ	1	0211 0335	*						
SVN10006	DOLENJSKA+B.KRAJINA	LP	1								
SVN10007	LJUBLJANA-MESTO	LM	3		*						
SVN10010	GORISKA	LL	1	0228 0336							
SVN10011	GORENJSKA	LN	1								
S 30001	STROEMSTAD	LO	1								
S 30002	UDDEVALLA	LA	1								
S 30003	GOETEBORG	LB	1								
S 30004	VARBERG	LD	1								
S 30005	FALKENBERG	LF	1								
S 30006	HELSINGBORG	LL	1						*		
S 30007	LANDSKRONA	LC	1								
S 30008	YSTAD	LF	1						*		

## M – Annex 1 Part 2

T-DAB identifier	NAME	Block identifier	Type of the reference network	Agreement numbers	Co-ordination required before the implementation of T-DAB allotments				Remarks		
					1	2	3	4	1	2	3
S 30009	HAESLEHOLM	LG	1						*		
S 30010	KRISTIANSTAD	LO	1						*		
S 30011	KARLSKRONA	LM	1						*		
S 30012	KALMAR	LI	1						*		
S 30013	OSKARSHAMN	LL	1						*		
S 30014	VAESTERVIK	LG	1						*		
S 30015	VALDERMARSVIK	LE	1						*		
S 30016	TRELLEBORG	LK	1						*		
S 30017	MALMOE/LUND	LI	1						*		
S 30018	GOTSKA SANDOEN	LA	1						*		
S 30019	FAAROESUND	LO	1						*		
S 30020	VISBY	LN	1						*		
S 30021	BURGSVIK	LP	1						*		
S 30022	STOCKHOLM	LH	1								
S 30023	NYNAESHAMN	LC	1								
S 30024	NYKOEPIG	LJ	1						*		
S 30025	NORTAELJE	LI	1								
S 30026	OESTHAMMAR	LL	1						*		
S 30027	HAPARANDA	LM	1								
S 30028	LULEAA/BODEN	LA	1								
S 30029	PITEAA	LP	1								
S 30030	SKELLEFTEAA	LK	1								
S 30031	ROBERTSFORS	LD	1								
S 30032	UMEAA	LE	1								
S 30033	OLOFSFORS	LO	1								
S 30034	OERNSKOELDSVIK	LP	1								
S 30035	KRAMFORS/HAERNOESAND	LH	1								
S 30036	SUNDSVALL	LN	1								
S 30037	HUDIKSVALL	LG	1								
S 30038	SOEDERHAMN/BOLLNAES	LM	1								
S 30039	GAEVLE/SANDVIKEN	LJ	1								
S 30040	UPPSALA	LG	1								
S 30041	BSW_1	LG	1								
S 30042	BSW_2	LD	1								
S 30043	BSW_3	LG	1								
S 30044	BSW_4	LD	1								
S 30045	BSW_5	LA	1								
S 30046	BSW_6	LG	1								
S 30047	BSW_7	LE	1								



## M – Annex 1 Part 2

T-DAB identifier	NAME	Block identifier	Type of the reference network	Agreement numbers	Co-ordination required before the implementation of T-DAB allotments				Remarks		
					1	2	3	4	1	2	3
S 30048	BSW_8	LD	1								
S 30049	BSW_9	LP	1								
S 30050	BSW_10	LD	1								
S 30051	BSW_11	LG	1								
S 30052	BSW_12	LD	1								
S 30053	BSW_13	LP	1								
S 30054	BSW_14	LJ	1								
S 30055	ARVIKA	LN	1								
S 30056	BORAAS	LO	1								
S 30057	ESKILSTUNA	LF	1								
S 30058	FAGERSTA/ARBOGA	LK	1								
S 30059	FALKÖPING	LN	1								
S 30060	HAGFORS	LK	1								
S 30061	HAELLEFORS	LG	1								
S 30062	JOENKÖPING	LG	1						*		
S 30063	KARLSKOGA/OEREBRO	LP	1								
S 30064	KARLSTAD	LO	1								
S 30065	LINKÖPING	LD	1						*		
S 30066	MARIESTAD/SKÖVDE	LA	1								
S 30067	NOERRKÖPING	LI	1								
S 30068	SMAALANDSSTENAR	LA	1								
S 30069	TROLLHAETTAN/VAENER	LD	1								
S 30070	VIMMERBY	LK	1						*		
S 30071	VAESTERAAS	LA	1								
S 30072	VAESTRA SMAALAND	LB	1						*		
S 30073	VAEXJOE	LE	1						*		
S 30074	AAMAL	LG	1								
S 30075	OESTRA SMAALAND	LD	1						*		
S 30076	AVESTA/HOFORS	LD	1								
S 30077	BJURHOLM	LK	1								
S 30078	BORLAENGE	LE	1								
S 30079	EDSBY	LP	1								
S 30080	FARILA	LA	1								
S 30081	HAMMARSTRAND	LG	1								
S 30082	LYCKSELE	LA	1								
S 30083	MORA	LK	1								
S 30084	NAESET	LE	1								
S 30085	REMMARBACKEN	LD	1								
S 30086	SOLLEFTEAA	LA	1								

M – Annex 1 Part 2

T-DAB identifier	NAME	Block identifier	Type of the reference network	Agreement numbers	Co-ordination required before the implementation of T-DAB allotments				Remarks		
					1	2	3	4	1	2	3
S_30087	STROEMSUND	LE	1								
S_30088	SVEG	LG	1								
S_30089	VARNSBRO	LD	1								
S_30090	VILHEMINA	LG	1								
S_30091	VINDELN/BURTR-SK	LG	1								
S_30092	AANGE	LD	1								
S_30093	OESTERSUND	LP	1								
TUR00002	REGION-2	LK	3	0362 0363		*				*	
TUR00003	REGION-3	LN	2	0363 0364		*		*			
TUR00004	REGION-4	LD	2					*			
TUR00005	REGION-5	LG	2								
TUR00006	REGION-6	LP	2			*				*	
UKR30030	UKRCHK_1	LO	1							*	
UKR30031	UKRCHK_2	LG	1								
UKR30032	UKRCHK_3	LE	1						*		
UKR30033	UKRCHN_1	LD	1						*		
UKR30034	UKRCHN_2	LA	1						*		
UKR30035	UKRCHN_3	LE	1						*		
UKR30036	UKRCHV_1	LM	1							*	
UKR30037	UKRDNE_1	LO	1							*	
UKR30038	UKRDNE_2	LG	1						*		
UKR30039	UKRDNE_3	LN	1						*	*	
UKR30040	UKRDON_1	LK	1						*	*	
UKR30041	UKRDON_2	LG	1						*		
UKR30042	UKRDON_3	LO	1						*	*	
UKR30043	UKRIVA_1	LN	1							*	
UKR30044	UKRKHA_1	LG	1						*		
UKR30045	UKRKHA_2	LD	1						*		
UKR30046	UKRKHA_3	LM	1						*	*	
UKR30047	UKRKHM_1	LK	1							*	
UKR30048	UKRKHM_2	LP	1							*	
UKR30049	UKRKHR_1	LO	1							*	
UKR30050	UKRKHR_2	LG	1						*		
UKR30051	UKRKIE_1	LE	1						*		
UKR30052	UKRKIE_2	LP	1						*	*	
UKR30053	UKRKIE_3	LG	1						*		
UKR30054	UKRKIE_4	LA	1						*		
UKR30055	UKRKIR_1	LD	1								
UKR30056	UKRKIR_2	LK	1							*	

M – Annex 1 Part 2

T-DAB identifier	NAME	Block identifier	Type of the reference network	Agreement numbers	Co-ordination required before the implementation of T-DAB allotments				Remarks		
					1	2	3	4	1	2	3
UKR30057	UKRKRM_1	LJ	1						*	*	
UKR30058	UKRKRM_2	LH	1						*		
UKR30059	UKRKRM_3	LN	1			*			*	*	
UKR30060	UKRLUG_1	LG	1						*		
UKR30061	UKRLUG_2	LD	1						*		
UKR30062	UKRLVO_1	LP	1							*	
UKR30063	UKRLVO_2	LL	1							*	
UKR30064	UKRNIK_1	LP	1							*	
UKR30065	UKRNIK_2	LN	1							*	
UKR30066	UKRODS_1	LE	1								
UKR30067	UKRODS_2	LK	1							*	
UKR30068	UKRODS_3	LM	1							*	
UKR30069	UKRPOL_1	LM	1						*	*	
UKR30070	UKRPOL_2	LP	1						*	*	
UKR30071	UKRPOL_3	LE	1						*		
UKR30072	UKRROV_1	LK	1							*	
UKR30073	UKRROV_2	LM	1							*	
UKR30074	UKRSUM_1	LG	1						*		
UKR30075	UKRSUM_2	LK	1						*	*	
UKR30076	UKRTER_1	LE	1								
UKR30077	UKRVIN_1	LE	1								
UKR30078	UKRVIN_2	LJ	1							*	
UKR30079	UKRVOL_1	LP	1							*	
UKR30080	UKRVOL_2	LG	1								
UKR30081	UKRZAK_1	LO	1							*	
UKR30082	UKRZAK_2	LJ	1		*					*	
UKR30083	UKRZAP_1	LK	1						*	*	
UKR30084	UKRZAP_2	LP	1						*	*	
UKR30085	UKRZHI_1	LG	1						*		
UKR30086	UKRZHI_2	LD	1								
UKR30087	UKRZHI_3	LL	1							*	

## ANNEX 2

### Technical Bases for T-DAB Planning

- 1. INTRODUCTION**
- 2. FIELD STRENGTH CONSIDERATIONS**
  - 2.1 General
  - 2.2 General field strength prediction
    - 2.2.1 Location percentage requirements and associated correction
    - 2.2.2 Receiving antenna height gain correction
    - 2.2.3 Minimum wanted field strength used for planning
  - 2.3 Out-of-band emissions
- 3. POSITION OF FREQUENCY BLOCKS**
- 4. SHARING AND COMPATIBILITY**
  - 4.1 Intra-service (T-DAB interfered with by T-DAB)
    - 4.1.1 Maximum permissible interfering field strength, co-block
    - 4.1.2 Maximum permissible interfering field strength, adjacent-block
  - 4.2 Inter-service (T-DAB versus other services)
    - 4.2.1 T-DAB interfered with by other services
    - 4.2.2 Other services interfered with by T-DAB
- 5. T-DAB REFERENCE NETWORKS**
  - 5.1 Definitions
  - 5.2 T-DAB transmitter network structures
  - 5.3 Reference single frequency networks
    - 5.3.1 Reference network for T-DAB planning
    - 5.3.2 Types of Reference networks
      - 5.3.2.1 Reference Network One - Seven transmitter “open” network
      - 5.3.2.2 Reference Network Two - Seven transmitter “closed” network
      - 5.3.2.3 Reference Network Three - Four transmitter “closed” network
    - 5.3.3 Derivation of separation distances
    - 5.3.4 Nominal transmitter location for the calculation of potential T-DAB interference to the aeronautical mobile service

#### APPENDIX PROPAGATION CURVES FOR THE 1.5 GHz BAND

## **1. INTRODUCTION**

This Annex contains information relevant to the establishment of the CEPT T-DAB Plan in the 1.5 GHz frequency band.

Relevant T-DAB system parameters and network concepts, including a description of single frequency networks (SFN), are contained in the following documents:

- European Standard EN 300 401 "Radio broadcasting systems; Digital Audio Broadcasting (DAB) to mobile, portable and fixed receivers", (ETSI);
- Document EBU BPN003 Rev.3 "Technical Bases for T-DAB Services Network Planning and Compatibility with existing Broadcasting Services" (Geneva, May 1998)<sup>1</sup>;
- Recommendation ITU-R BS.774-2 and Recommendation ITU-R BS.1114-6.

## **2. FIELD STRENGTH CONSIDERATIONS**

### **2.1 General**

The minimum equivalent field strength is given for 1470 MHz for different conditions.

The calculations used for this assume that the receiving antenna, which is believed to be representative for mobile and portable reception, is at a height of 1.5 metres above ground level, omni-directional, and has a gain slightly lower than that of a dipole.

### **2.2 General field strength prediction<sup>2</sup>**

Field strength predictions assume a receiving antenna height of 10 m above ground level and are obtained as follows:

- For a land path, curves for 1.5 GHz band are given in the Appendix to this Annex
- For a sea path, 1.5 GHz curves are given in the Appendix to this Annex. In all-sea path calculations it is assumed that the network and its coverage area are on land and that the sea starts from the edge of the coverage area
- For mixed paths the field strength is calculated according to Section 4 of the Appendix to this Annex

---

<sup>1</sup> EBU BPN003Rev.3 can be obtained from the ERO website:

<sup>2</sup> The field strength prediction methods and propagation models used in this Annex have their origin in the former Recommendation ITU-R P.370-7, which was in force in 1995, when the Wiesbaden, 1995, Special Arrangement was agreed. Relevant information taken from the former Recommendation ITU-R P.370-7 can be found in the Appendix to this Annex.

It is recognized that the former ITU-R P.370-7 has been superseded by the ITU-R Rec. P.1546. The administrations concerned may agree to use a different propagation prediction method in their bilateral co-ordination.

### 2.2.1 Location percentage requirements and associated correction

The required location percentage for T-DAB services is 99%. Therefore, taking into account an estimated standard deviation of 5.5 dB for a location variation of T-DAB signal, an increase of 13 dB ( $2.33 \times 5.5$  dB) shall be applied to the field strength values (50% locations) as given in the Appendix to this Annex to obtain the 99% location values required for planning a T-DAB service.

### 2.2.2 Receiving antenna height gain correction

The propagation curves used relate to a receiving antenna height of 10 metres above ground, whereas a T-DAB service will be planned primarily for mobile reception, i.e. with an effective receiving antenna height of about 1.5 metres. An allowance of 10 dB is necessary to convert the minimum required T-DAB field strength at a vehicle antenna height of 1.5 metres to the equivalent value at 10 metres.

### 2.2.3 Minimum wanted field strength used for planning

Table 1 contains the value for the 1.5 GHz band, with the inclusion of a correction of 13 dB for location percentage and of 10 dB for height gain.

Frequency band	1.5 GHz
Minimum equivalent field strength (dB( $\mu$ V/m))	46
Location percentage correction factor (50% to 99%) (dB)	+13
Antenna height gain correction (dB)	+10
Minimum median field strength for planning (dB( $\mu$ V/m))	69

**Table 1: Determination of minimum median field strength (dB( $\mu$ V/m)) at an antenna height of 10 metres**

## 2.3 Out-of-band emissions

### 2.3.1

The out-of-band radiated signal in any 4 kHz band shall be constrained by the masks defined in Figure 1.

### 2.3.2

When using a single T-DAB frequency block the radiated signal in any 4 kHz bandwidth should be constrained by the mask defined in Figure 2 based on the out of band spectrum mask defined by Case 2 in Figure 1. Contracting Administrations may elect to apply a mask based on the out of band spectrum mask defined by Case 1 in Figure 1.

Case 1 or Case 2 masks may be applied independently at either band edge of a T-DAB frequency block.

### 2.3.3

If a system is to be brought into operation in accordance with paragraph 6.1.2 the radiated signal between the edges shall not exceed the limit as defined by the blue line in Figure 3 (example of two aggregated T-DAB frequency blocks).

Case 1 or Case 2 masks may be applied independently at either band edge of aggregated T-DAB frequency blocks.

### 3. POSITION OF FREQUENCY BLOCKS

Table 2 shows the adopted harmonised channelling plan within the band 1452 – 1479.5 MHz. This is based on tuning increments of 16 kHz and guard bands of 176 kHz between adjacent T-DAB frequency blocks. In arriving at these values, it has been assumed that the T-DAB transmitting and receiving equipment must allow for the use of adjacent T-DAB frequency blocks in adjacent areas, i.e. using a 176 kHz guard band.

T-DAB block number	Centre frequency (MHz)	Frequency range (MHz)
LA	1452.960	1452.192 - 1453.728
LB	1454.672	1453.904 - 1455.440
LC	1456.384	1455.616 - 1457.152
LD	1458.096	1457.328 - 1458.864
LE	1459.808	1459.040 - 1460.576
LF	1461.520	1460.752 - 1462.288
LG	1463.232	1462.464 - 1464.000
LH	1464.944	1464.176 - 1465.712
LI	1466.656	1465.888 - 1467.424
LJ	1468.368	1467.600 - 1469.136
LK	1470.080	1469.312 - 1470.848
LL	1471.792	1471.024 - 1472.560
LM	1473.504	1472.736 - 1474.272
LN	1475.216	1474.448 - 1475.984
LO	1476.928	1476.160 - 1477.696
LP	1478.640	1477.872 - 1479.408

**Table 2: T-DAB frequency blocks**

### 4. SHARING AND COMPATIBILITY

#### 4.1 Intra-service (T-DAB interfered with by T-DAB)

##### 4.1.1 Maximum permissible interfering field strength, co-block

The T-DAB co-block protection ratio is 10 dB.

As defined in Section 2.2.1, the standard deviation of the location variation of a T-DAB signal is 5.5 dB. The field strength values for wanted and unwanted signals are assumed to be uncorrelated. To protect wanted T-DAB signals for 99% of locations against interference from another T-DAB transmitter, a propagation correction of  $2.33 \times 5.5 \times \sqrt{2} = 18$  dB as well as the T-DAB co-block protection ratio (T-DAB to T-DAB) of 10 dB shall be taken into account.

The maximum permissible equivalent field strength for co-block interference at the contour of an allotment area can be calculated:

- Minimum median equivalent field strength: 69 dB $\mu$ V/m
- Co-block protection ratio: 10 dB
- Propagation correction: 18 dB

which leads to:

- a maximum permissible interfering equivalent field strength of:  
(69 -10 - 18) = 41 dB( $\mu$ V/m)

Note: In the case of Reference Network 2 and Reference Network 3 this value should be increased by 2 and 4 dB respectively.

#### 4.1.2 Maximum permissible interfering field strength, adjacent-block

The T-DAB adjacent block protection ratio is -30 dB.

As defined in Section 2.2.1, the standard deviation of the location variation of a T-DAB signal is 5.5 dB. The field strength values for wanted and unwanted signals are assumed to be uncorrelated. To protect wanted T-DAB signals for 99% of locations against interference from another T-DAB transmitter, a propagation correction of  $2.33 \times 5.5 \times \sqrt{2} = 18$  dB as well as the T-DAB adjacent-block protection ratio (T-DAB to T-DAB) of -30 dB shall be taken into account.

The maximum permissible equivalent field strength for adjacent block interference at the contour of an allotment area can be calculated:

- Minimum median equivalent field strength: 69 dB $\mu$ V/m
- Adjacent block protection ratio: -30 dB
- Propagation correction: 18 dB

which leads to:

- a maximum permissible interfering equivalent field strength of:  
(69 -(-30) - 18) = 81 dB $\mu$ V/m

Note: In the case of Reference Network 2 and Reference Network 3 this value should be increased by 2 and 4 dB respectively.



## 4.2 Inter-service (T-DAB versus other services)

### 4.2.1 T-DAB interfered with by other services

The maximum allowable field strength of an interfering signal ( $FS_I$ ) to protect the minimum wanted field strength of a T-DAB signal ( $FS_{T-DAB}$ ) is calculated as follows:

$$\text{Maximum allowable } FS_I = (FS_{T-DAB} - PR - 18) \text{ dB}(\mu\text{V/m}).$$

The following tables contain the protection ratio values used in the calculations. The service information is shown as follows, for example:

Russian aeronautical telemetry at 1.5 GHz, no information, XR data used		
Service identifier	Field strength to be protected in dB( $\mu\text{V/m}$ )	Transmit antenna height (m)
XR	69.0	10000

where

- **XR** is the service identifier;
- **69.0** is the T-DAB field strength to be protected;
- **10000** is the other service transmit antenna height in metres.

The columns in the table relating to the above example have the following meaning:

$\Delta f$ (MHz)	-0.9	-0.8	-0.6	-0.4	-0.2	0.0	0.2	0.4	0.6	0.8	0.9
PR (dB)	-66.0	-6.6	2.7	3.2	4.1	6.5	4.1	3.2	2.7	-6.6	-66.0

where

- **-0.9** is the frequency difference in MHz, i.e. centre frequency of the interfering other service minus the centre frequency of the T-DAB block suffering interference;
- **-66.0** is the required protection ratio in dB.

Civil fixed links, digital (1.5 GHz)		
Service identifier	Field strength to be protected in dB( $\mu\text{V/m}$ )	Transmit antenna height (m)
FA	69.0	10.0

$\Delta f$ (MHz)	-2.768	-2.268	-1.768	-1.518	-1.268	-0.768	0.000	0.768	1.268	1.518	1.768
PR (dB)	-57.0	-55.0	-51.0	-46.0	-31.0	-1.0	4.0	-1.0	-30.0	-46.0	-50.0
$\Delta f$ (MHz)	2.268	2.768									
PR (dB)	-56.0	-60.0									

1.5 GHz digital point-to-multipoint telephone system (IRT 1500)		
Service identifier	Field strength to be protected in dB( $\mu\text{V/m}$ )	Transmit antenna height (m)
FB	69.0	10.0

$\Delta f$ (MHz)	-3.2	-3.1	-3.0	-2.9	-2.8	-2.7	-2.6	-2.5	-2.4	-2.3	-2.2
PR (dB)	-43.0	-42.2	-42.0	-41.8	-41.5	-40.5	-37.8	-35.0	-32.0	-30.0	-27.0
$\Delta f$ (MHz)	-2.1	-2.0	-1.9	-1.8	-1.7	-1.6	-1.5	-1.4	-1.3	-1.2	-1.1
PR (dB)	-26.8	-26.2	-26.0	-26.0	-24.0	-20.0	-16.0	-11.5	-7.5	-5.8	-2.8
$\Delta f$ (MHz)	-1.0	-0.9	-0.8	-0.7	-0.6	-0.5	-0.4	-0.3	-0.2	0.0	0.2
PR (dB)	-1.0	1.3	2.0	3.0	4.0	4.0	4.2	4.2	5.0	5.0	5.0
$\Delta f$ (MHz)	0.3	0.4	0.5	0.6	0.7	0.8	0.9	1.0	1.1	1.2	1.3
PR (dB)	4.2	4.2	4.0	4.0	3.0	2.0	1.3	-1.0	-2.8	-5.8	-7.5
$\Delta f$ (MHz)	1.4	1.5	1.6	1.7	1.8	1.9	2.0	2.1	2.2	2.3	2.4
PR (dB)	-11.5	-16.0	-20.0	-24.0	-26.0	-26.0	-26.2	-26.8	-27.0	-30.0	-32.0
$\Delta f$ (MHz)	2.5	2.6	2.7	2.8	2.9	3.0	3.1	3.2			
PR (dB)	-35.0	-37.8	-40.5	-41.5	-41.8	-42.0	-42.2	-43.0			

Civil fixed links, analogue (1.5 GHz). No information, CW interference data used		
Service identifier	Field strength to be protected in dB( $\mu\text{V/m}$ )	Transmit antenna height (m)

F1	69.0	10.0
----	------	------

$\Delta f$ (MHz)	-0.9	-0.8	-0.6	-0.4	-0.2	0.0	0.2	0.4	0.6	0.8	0.9
PR (dB)	-60.0	-6.6	2.7	3.2	4.1	6.5	4.1	3.2	2.7	-6.6	-60.0

**Civil fixed links, analogue (1.5 GHz). No information, CW interference data used**

Service identifier	Field strength to be protected in dB( $\mu$ V/m)	Transmit antenna height (m)
F2	58.0	10.0

$\Delta f$ (MHz)	-0.9	-0.8	-0.6	-0.4	-0.2	0.0	0.2	0.4	0.6	0.8	0.9
PR (dB)	-60.0	-6.6	2.7	3.2	4.1	6.5	4.1	3.2	2.7	-6.6	-60.0

**1.5 GHz digital point-to-multipoint telephone system (IRT 1500) as FB**

Service identifier	Field strength to be protected in dB( $\mu$ V/m)	Transmit antenna height (m)
F3	69.0	10.0

$\Delta f$ (MHz)	-3.2	-3.1	-3.0	-2.9	-2.8	-2.7	-2.6	-2.5	-2.4	-2.3	-2.2
PR (dB)	-43.0	-42.2	-42.0	-41.8	-41.5	-40.5	-37.8	-35.0	-32.0	-30.0	-27.0
$\Delta f$ (MHz)	-2.1	-2.0	-1.9	-1.8	-1.7	-1.6	-1.5	-1.4	-1.3	-1.2	-1.1
PR (dB)	-26.8	-26.2	-26.0	-26.0	-24.0	-20.0	-16.0	-11.5	-7.5	-5.8	-2.8
$\Delta f$ (MHz)	-1.0	-0.9	-0.8	-0.7	-0.6	-0.5	-0.4	-0.3	-0.2	0.0	0.2
PR (dB)	-1.0	1.3	2.0	3.0	4.0	4.0	4.2	4.2	5.0	5.0	5.0
$\Delta f$ (MHz)	0.3	0.4	0.5	0.6	0.7	0.8	0.9	1.0	1.1	1.2	1.3
PR (dB)	4.2	4.2	4.0	4.0	3.0	2.0	1.3	-1.0	-2.8	-5.8	-7.5
$\Delta f$ (MHz)	1.4	1.5	1.6	1.7	1.8	1.9	2.0	2.1	2.2	2.3	2.4
PR (dB)	-11.5	-16.0	-20.0	-24.0	-26.0	-26.0	-26.2	-26.8	-27.0	-30.0	-32.0
$\Delta f$ (MHz)	2.5	2.6	2.7	2.8	2.9	3.0	3.1	3.2			
PR (dB)	-35.0	-37.8	-40.5	-41.5	-41.8	-42.0	-42.2	-43.0			

**Telemetry (1.5 GHz). No information, CW interference data used**

Service identifier	Field strength to be protected in dB( $\mu$ V/m)	Transmit antenna height (m)
F4	69.0	10.0

$\Delta f$ (MHz)	-0.9	-0.8	-0.6	-0.4	-0.2	0.0	0.2	0.4	0.6	0.8	0.9
PR (dB)	-60.0	-6.6	2.7	3.2	4.1	6.5	4.1	3.2	2.7	-6.6	-60.0

**Civil fixed links, analogue (1.5 GHz), 500 kHz bandwidth. No information, CW interference data used**

Service identifier	Field strength to be protected in dB( $\mu$ V/m)	Transmit antenna height (m)
SD	69.0	10.0

$\Delta f$ (MHz)	-1.368	-1.268	-0.6	-0.4	-0.2	0.0	0.2	0.4	0.6	1.268	1.368
PR (dB)	-60.0	-6.6	2.7	3.2	4.1	6.5	4.1	3.2	2.7	-6.6	-60.0

**Russian aeronautical telemetry at 1.5 GHz, no information, XR data used**

Service identifier	Field strength to be protected in dB( $\mu$ V/m)	Transmit antenna height (m)
XR	69.0	10000

$\Delta f$ (MHz)	-0.9	-0.8	-0.6	-0.4	-0.2	0.0	0.2	0.4	0.6	0.8	0.9
PR (dB)	-66.0	-6.6	2.7	3.2	4.1	6.5	4.1	3.2	2.7	-6.6	-66.0

**Ukrainian aeronautical telemetry at 1.5 GHz, no information, XU data used**

Service identifier	Field strength to be protected in dB( $\mu$ V/m)	Transmit antenna height (m)
XU	69.0	10000

$\Delta f$ (MHz)	-0.9	-0.8	-0.6	-0.4	-0.2	0.0	0.2	0.4	0.6	0.8	0.9
PR (dB)	-66.0	-6.6	2.7	3.2	4.1	6.5	4.1	3.2	2.7	-6.6	-66.0

Video link											
Service identifier	Field strength to be protected in dB( $\mu$ V/m)							Transmit antenna height (m)			
YB	69.0							10.0			
$\Delta f$ (MHz)	-8.0	-7.5	-7.0	-6.5	-6.0	-5.5	-5.0	-4.5	-4.0	-3.5	-3.0
PR (dB)	-42.0	-23.5	-10.0	-3.0	-2.0	-3.0	-24.0	-21.0	-23.0	-31.0	-31.5
$\Delta f$ (MHz)	-2.5	-2.0	-1.5	-1.0	-0.9	-0.8	-0.7	-0.6	0.0	0.6	0.7
PR (dB)	-30.0	-28.5	-25.0	-19.5	-17.5	-11.0	-7.0	-1.5	-1.5	-4.0	-5.5
$\Delta f$ (MHz)	0.8	0.9	1.0	2.0	3.0						
PR (dB)	-13.5	-17.0	-20.0	-33.0	-47.5						

Where no information concerning protection ratios for T-DAB suffering interference from other services has been supplied to the Planning Meeting, the administrations concerned should develop appropriate sharing criteria by mutual agreement. When available, one could use the relevant ITU-R Recommendations or ERC and ECC Decisions and Recommendations,.

#### 4.2.2 Other services interfered with by T-DAB

The maximum allowable field strength of an interfering signal ( $FS_I$ ) to protect the minimum wanted field strength of an other service ( $FS_{\text{other service}}$ ) is calculated as follows:

$$\text{Maximum allowable } FS_I = (FS_{\text{other service}} - PR) \text{ dB}(\mu\text{V/m})$$

Note: Where relevant, receiving antenna directivity or polarization discrimination must be taken into account.

The required separation distance is given where known.

The following tables contain the field strength to be protected, the protection ratio values used in the calculations and the maximum permitted field strength values derived from those values.

The service information is shown as follows, for example:

Russian aeronautical mobile (telemetry) service at 1.5 GHz			
Service identifier	Field strength to be protected in dB( $\mu$ V/m)	Receiver height (m)	Separation distance (m)
XR	15.0	10.0	1000.0

where

- **XR** is the service identifier;
- **15.0** is the other service field strength to be protected in dB( $\mu$ V/m);
- **10.0** is the other service receiver height in metres to be used if it is mobile;
- **1000.0** is the required separation distance in metres, where known.

The columns in the table have the following meaning:

$\Delta f$ (MHz)	-8.00	-7.000	-6.000	-5.000	-4.000	-3.000	-2.000	0.000	2.000	3.000	4.000
PR (dB) 1%	-30.0	-20.0	-10.0	-2.0	5.0	10.0	15.0	15.0	15.0	10.0	5.0
dB ( $\mu$ V/m) 1%	45.0	35.0	25.0	17.0	10.0	5.0	0.0	0.0	0.0	5.0	10.0

where

- **-8.00** is the frequency difference in MHz, i.e. interfering T-DAB block centre frequency minus the centre frequency of the other service suffering interference;
- **-30.0** is the protection ratio in dB required for tropospheric interference;
- **45.0** is the maximum permissible 1% time T-DAB field strength in dB( $\mu$ V/m) in the other service coverage area;

Civil fixed links, digital (1.5 GHz)			
Service identifier	Field strength to be protected in dB( $\mu$ V/m)	Receiver height (m)	Separation distance (m)

FA	36.0			10.0							
$\Delta f$ (MHz)	-2.768	-2.268	-1.768	-1.518	-1.268	-0.768	0.000	0.768	1.268	1.518	1.768
PR (dB) 1%	-40.0	-28.0	-13.0	-8.0	3.0	20.0	23.0	21.0	3.0	-10.0	-16.0
dB ( $\mu$ V/m) 1%	76.0	64.0	49.0	44.0	33.0	16.0	13.0	15.0	33.0	46.0	52.0
$\Delta f$ (MHz)	2.268	2.768									
PR (dB) 1%	-26.0	-40.0									
dB ( $\mu$ V/m) 1%	62.0	76.0									

<b>1.5 GHz digital point-to-multipoint telephone system (IRT 1500)</b>											
Service identifier	Field strength to be protected in dB( $\mu$ V/m)					Receiver height (m)			Separation distance (m)		
FB	20.0					10.0					
$\Delta f$ (MHz)	-2.200	-2.100	-2.000	-1.900	-1.800	-1.700	-1.600	-1.500	-1.400	-1.300	-1.200
PR (dB) 1%	-25.0	-22.0	-20.0	-19.0	-16.0	-12.0	-8.0	-2.0	5.0	11.0	12.0
dB ( $\mu$ V/m) 1%	45.0	42.0	40.0	39.0	36.0	32.0	28.0	22.0	15.0	9.0	8.0
$\Delta f$ (MHz)	0.000	1.200	1.300	1.400	1.500	1.600	1.700	1.800	1.900	2.000	2.100
PR (dB) 1%	12.0	12.0	11.0	5.0	-2.0	-8.0	-12.0	-16.0	-19.0	-20.0	-22.0
dB ( $\mu$ V/m) 1%	8.0	8.0	9.0	15.0	22.0	28.0	32.0	36.0	39.0	40.0	42.0
$\Delta f$ (MHz)	2.200										
PR (dB) 1%	-25.0										
dB ( $\mu$ V/m) 1%	45.0										

<b>Civil fixed links, analogue (1.5 GHz)</b>											
Service identifier	Field strength to be protected in dB( $\mu$ V/m)					Receiver height (m)			Separation distance (m)		
F1	31.0					10.0					
$\Delta f$ (MHz)	-4.768	-3.768	-2.768	-2.268	-1.768	-1.518	-1.268	-0.768	0.000	0.768	1.268
PR (dB) 1%	-43.0	-26.0	-17.0	-16.0	-11.0	-8.0	-5.0	4.0	12.0	7.0	6.0
dB ( $\mu$ V/m) 1%	74.0	57.0	48.0	47.0	42.0	39.0	36.0	27.0	19.0	24.0	25.0
$\Delta f$ (MHz)	1.518	1.768	2.268	2.768	3.768	4.768					
PR (dB) 1%	3.0	1.0	-5.0	-15.0	-25.0	-41.0					
dB ( $\mu$ V/m) 1%	28.0	30.0	36.0	46.0	56.0	72.0					

<b>Civil fixed links, analogue (1.5 GHz)</b>											
Service identifier	Field strength to be protected in dB( $\mu$ V/m)					Receiver height (m)			Separation distance (m)		
F2	31.0					10.0					
$\Delta f$ (MHz)	-4.76	-3.768	-2.768	-2.268	-1.768	-1.518	-1.268	-0.768	0.000	0.768	1.268
PR (dB) 1%	-43.	-26.0	-17.0	-16.0	-11.0	-8.0	-5.0	4.0	12.0	7.0	6.0
dB ( $\mu$ V/m) 1%	74.0	57.0	48.0	47.0	42.0	39.0	36.0	27.0	19.0	24.0	25.0
$\Delta f$ (MHz)	1.518	1.768	2.268	2.768	3.768	4.768					
PR (dB) 1%	3.0	1.0	-5.0	-15.0	-25.0	-41.0					
dB ( $\mu$ V/m) 1%	28.0	30.0	36.0	46.0	56.0	72.0					

<b>1.5 GHz digital point-to-multipoint telephone system (IRT 1500)</b>											
Service identifier	Field strength to be protected in dB( $\mu$ V/m)					Receiver height (m)			Separation distance (m)		
F3	20.0					10.0					
$\Delta f$ (MHz)	-2.200	-2.100	-2.000	-1.900	-1.800	-1.700	-1.600	-1.500	-1.400	-1.300	-1.200
PR (dB) 1%	-25.0	-22.0	-20.0	-19.0	-16.0	-12.0	-8.0	-2.0	5.0	11.0	12.0
dB ( $\mu$ V/m) 1%	45.0	42.0	40.0	39.0	36.0	32.0	28.0	22.0	15.0	9.0	8.0
$\Delta f$ (MHz)	0.000	1.200	1.300	1.400	1.500	1.600	1.700	1.800	1.900	2.000	2.100
PR (dB) 1%	12.0	12.0	11.0	5.0	-2.0	-8.0	-12.0	-16.0	-19.0	-20.0	-22.0
dB ( $\mu$ V/m) 1%	8.0	8.0	9.0	15.0	22.0	28.0	32.0	36.0	39.0	40.0	42.0
$\Delta f$ (MHz)	2.200										
PR (dB) 1%	-25.0										
dB ( $\mu$ V/m) 1%	45.0										

<b>Telemetry (1.5 GHz). No information (-60 dB)</b>											
Service identifier	Field strength to be protected in dB( $\mu$ V/m)					Receiver height (m)			Separation distance (m)		
F4	0.0					10.0					
$\Delta f$ (MHz)	-0.100	0.000	0.100								
PR (dB) 1%	-60.0	-60.0	-60.0								

dB ( $\mu\text{V/m}$ ) 1%	60.0	60.0	60.0								
---------------------------	------	------	------	--	--	--	--	--	--	--	--

<b>Civil fixed links, analogue (1.5 GHz), 500 kHz bandwidth</b>				
Service identifier	Field strength to be protected in dB( $\mu\text{V/m}$ )		Receiver height (m)	Separation distance (m)
SD	27.0		10.0	

$\Delta f$ (MHz)	-1.36	-1.268	-0.768	0.000	0.768	1.268	1.368				
PR (dB) 1%	-45.0	4.0	4.0	12.0	4.0	4.0	-45.0				
dB ( $\mu\text{V/m}$ ) 1%	72.0	23.0	23.0	15.0	23.0	23.0	72.0				

<b>Russian aeronautical mobile (telemetry) service at 1.5 GHz</b>				
Service identifier	Field strength to be protected in dB( $\mu\text{V/m}$ )		Receiver height (m)	Separation distance (m)
XR	15.0		10.0	1000.0

$\Delta f$ (MHz)	-8.00	-7.000	-6.000	-5.000	-4.000	-3.000	-2.000	0.000	2.000	3.000	4.000
PR (dB) 1%	-30.0	-20.0	-10.0	-2.0	5.0	10.0	15.0	15.0	15.0	10.0	5.0
dB ( $\mu\text{V/m}$ ) 1%	60.0	50.0	40.0	32.0	25.0	20.0	15.0	15.0	15.0	20.0	25.0
$\Delta f$ (MHz)	5.000	6.000	7.000	8.000							
PR (dB) 1%	-2.0	-10.0	-20.0	-30.0							
dB ( $\mu\text{V/m}$ ) 1%	32.0	40.0	505.0	60.0							

<b>Ukrainian aeronautical mobile (telemetry) service at 1.5 GHz</b>				
Service identifier	Field strength to be protected in dB( $\mu\text{V/m}$ )		Receiver height (m)	Separation distance (m)
XU	15.0		10.0	1000.0

$\Delta f$ (MHz)	-8.00	-7.000	-6.000	-5.000	-4.000	-3.000	-2.000	0.000	2.000	3.000	4.000
PR (dB) 1%	-30.0	-20.0	-10.0	-2.0	5.0	10.0	15.0	15.0	15.0	10.0	5.0
dB ( $\mu\text{V/m}$ ) 1%	45.0	35.0	25.0	17.0	10.0	5.0	0.0	0.0	0.0	5.0	10.0
$\Delta f$ (MHz)	5.000	6.000	7.000	8.000							
PR (dB) 1%	-2.0	-10.0	-20.0	-30.0							
dB ( $\mu\text{V/m}$ ) 1%	17.0	25.0	35.0	45.0							

<b>Video link (F)</b>				
Service identifier	Field strength to be protected in dB( $\mu\text{V/m}$ )		Receiver height (m)	Separation distance (m)
YB	29.0		500.0	

$\Delta f$ (MHz)	-13.000	-12.000	0.000	12.000	13.000						
PR (dB) 1%	-46.0	20.0	20.0	20.0	-46.0						
dB ( $\mu\text{V/m}$ ) 1%	75.0	9.0	9.0	9.0	75.0						

<b>Satellite sound broadcasting - digital (1.5 GHz)</b>				
Service identifier	Field strength to be protected in dB( $\mu\text{V/m}$ )		Receiver height (m)	Separation distance (m)
ZA	29.0		10	

$\Delta f$ (MHz)	-3.324	-1.712	-0.856	0.000	0.856	1.712	3.324				
PR (dB) 1%	-55.8	-13.1	13.0	13.0	13.0	-13.1	-55.8				
dB ( $\mu\text{V/m}$ ) 1%	84.8	42.1	16.0	16.0	16.0	42.1	84.8				

Where no information concerning protection ratios for other services suffering interference from T-DAB has been supplied to the Planning Meeting, the administrations concerned should develop appropriate sharing criteria by mutual agreement. When available one could use the relevant ITU-R Recommendations or ERC and ECC Decisions and Recommendations.

## 5. T-DAB REFERENCE NETWORKS

The principles adopted by the CEPT for T-DAB allow a reasonable compromise between the density of the transmitters required to support the desired coverage and the potential to re-use the same frequency block with another programme content in other areas.

### 5.1 Definitions

The **reference point** is the point on the boundary of a Reference Network from which outgoing interference is calculated, see also Figures 5, 6 and 7. Incoming interference is calculated at the same point.

In the following text, two distances are defined; see also Figure 4.

- i) The **separation distance** is the distance required between the borders (or peripheries) of two coverage areas served by either T-DAB services or by two different services. There will often be two separation distances, one for each service, because of different field strengths to be protected or because of different protection ratios for the two services. In such cases the longer of these two distances shall be used.
- ii) The **transmitter distance** is the distance between adjacent transmitter sites in an SFN.

The networks shown in Figure 4 have, for convenience, been represented as regular hexagonal structures.

### 5.2 T-DAB transmitter network structures

T-DAB networks consist of one of two basic models or combinations thereof:

- i) a single frequency network (SFN) using non-directional transmitting antennas, also referred to as an "open network"; see also Figure 4. A single transmitter can be considered as a special case of an open configuration.
- ii) an SFN using directional transmitting antennas along the periphery of the coverage area, also referred to as a "closed network"; see also Figure 4.

### 5.3 Reference single frequency networks

#### 5.3.1 Reference network for T-DAB planning

A reference network is a tool for developing appropriate values for separation distances and for estimating how much interference a typical SFN might produce at a given distance.

In interfering field strength calculations the power sum method is used as described in Section 2.1 of Annex 4. For individual field strength calculations the method described in section 2.2 of this Annex is used.

### 5.3.2 Types of Reference networks

#### 5.3.2.1 Reference Network One (L-RN1) - Seven transmitter “open” network (also used for Wiesbaden, 1995); see Figure 5

Number of transmitters:	7
Transmitter network geometry:	hexagonal
Effective transmitting antenna height:	
Peripheral transmitters:	150m
Central transmitter:	150m
Distance between adjacent transmitters:	15km
Radiated power:	
Peripheral transmitters:	1kW
Central transmitter:	0.5kW
Transmitting antenna directivity:	
Peripheral transmitters:	non-directional
Central transmitter:	non-directional
Width of the approximate hexagonal coverage area:	60 km

Use of this network is regarded as appropriate for requirements larger than about 60 km in width.

#### 5.3.2.2 Reference Network Two (L-RN2) - Seven transmitter “closed” network, see Figure 6

Number of transmitters:	7
Transmitter network geometry:	hexagonal
Effective transmitting antenna height:	
Peripheral transmitters:	50m
Central transmitter:	150m
Distance between adjacent transmitters:	26km
Radiated power:	
Peripheral transmitters:	5kW
Central transmitter:	1.25 kW
Transmitting antenna directivity:	
Peripheral transmitters:	-12 dB over a sector of 240 degrees
Central transmitter:	non-directional
Width of the approximate hexagonal coverage area:	45km

Use of this network is regarded as appropriate for requirements from about 30 km to 60 km in width.

### 5.3.2.3 Reference Network Three (L-RN3) - Four transmitter “closed” network, see Figure 7

Number of transmitters:	4
Transmitter network geometry:	square
Effective transmitting antenna height:	
Peripheral transmitters:	50m
Distance between adjacent transmitters:	16km
Radiated power:	
Peripheral transmitters:	1kW
Transmitting antenna directivity:	-12 dB over a sector of 225 degrees
Width of the approximate octagonal coverage area:	23km

Use of this network is regarded as appropriate for requirements up to about 30 km in width.

Note that in all cases adjustment of the transmitter characteristics may be needed when converting from allotments to assignments and that alternative network structures should have similar coverage area and interference potential as the reference networks presented above.

### 5.3.3 Derivation of separation distances

The maximum interfering field strength from any service on the border of the reference network is:

$$E_I^{Max} = E_W^{Min} - PR - PC$$

where

$E_I^{Max}$  = maximum interfering field strength on the border of the reference network

$E_W^{Min}$  = minimum median wanted field strength for planning (69 dB(μV/m))

$PR$  = protection ratio, depending on service under consideration

$PC$  = propagation correction 18 dB.

The interfering field strengths for land, cold sea and warm sea paths produced by these Reference Networks are shown in Figures 8 a, 8 b, 9 a, 9 b, 10 a and 10 b. Corresponding numeric values are provided in the tables 5a, 5b, 6a, 6b, 7a and 7b, respectively. Separation distances based on propagation for 1% of time are given in table 4 below.

		Reference network 1 (L-RN1) receiving interference	Reference network 2 (L-RN2) receiving interference	Reference network 3 (L-RN3) receiving interference
Maximum permissible co-block interfering field strength (dBμV/m)		41 dBμV/m	43 dBμV/m	45 dBμV/m
Reference network 1 (L-RN1) as interferer	Land	50 km	44 km	38 km
	Cold sea	314 km	290 km	269 km
	Warm sea	434 km	392 km	350 km
Reference network 2 (L-RN2) as interferer	Land	39 km	34 km	30 km
	Cold sea	341 km	318 km	297 km
	Warm sea	466 km	426 km	386 km
Reference network 3 (L-RN3) as interferer	Land	23 km	20 km	17 km
	Cold sea	292 km	272 km	255 km
	Warm sea	388 km	348 km	313 km

**Table 4: Reference network separation distances.**



### 5.3.4 Nominal transmitter location for the calculation of potential T-DAB interference to the aeronautical mobile service

The centre of the reference network shall be used as the nominal location for the network to calculate interference to an aeronautical reception test point. In this case the power used for calculations is 38.1 dBW.

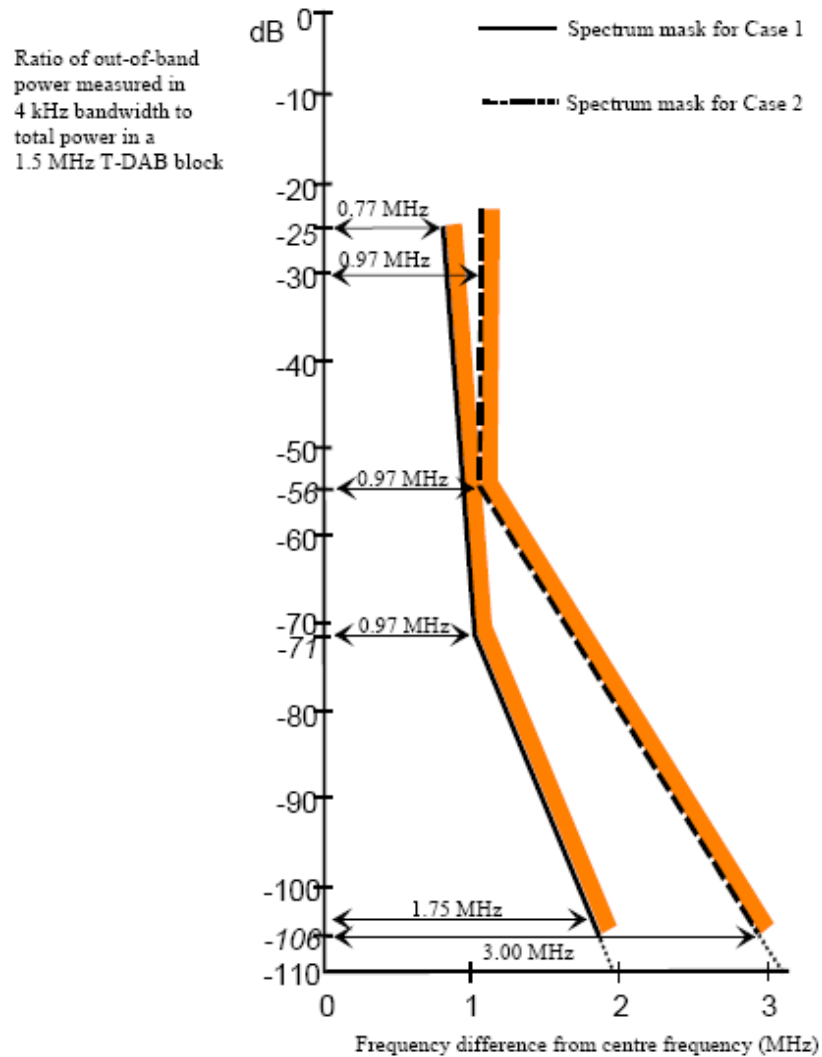
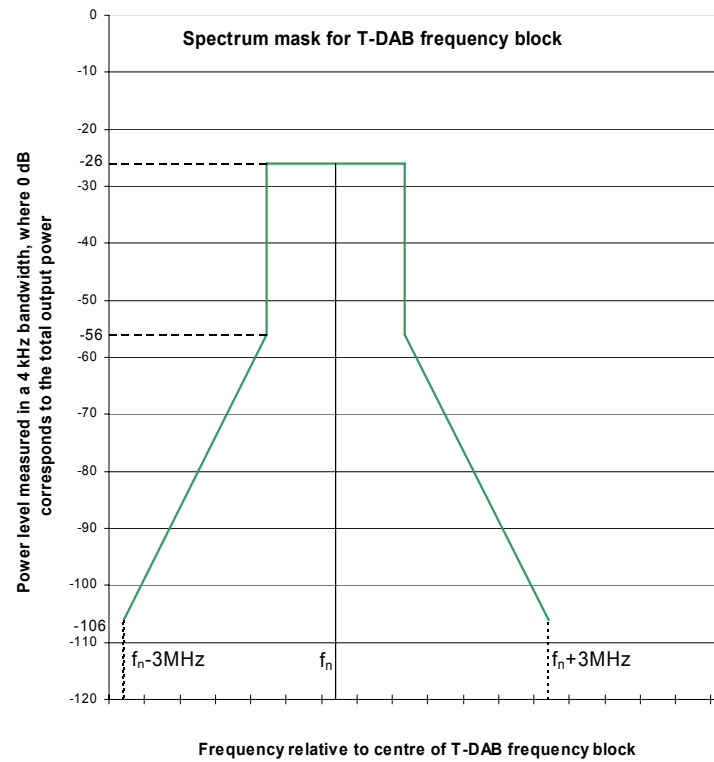


Figure 1: Spectrum masks for T-DAB out-of-band emissions



**Figure 2: Spectrum mask for a single T-DAB frequency block**

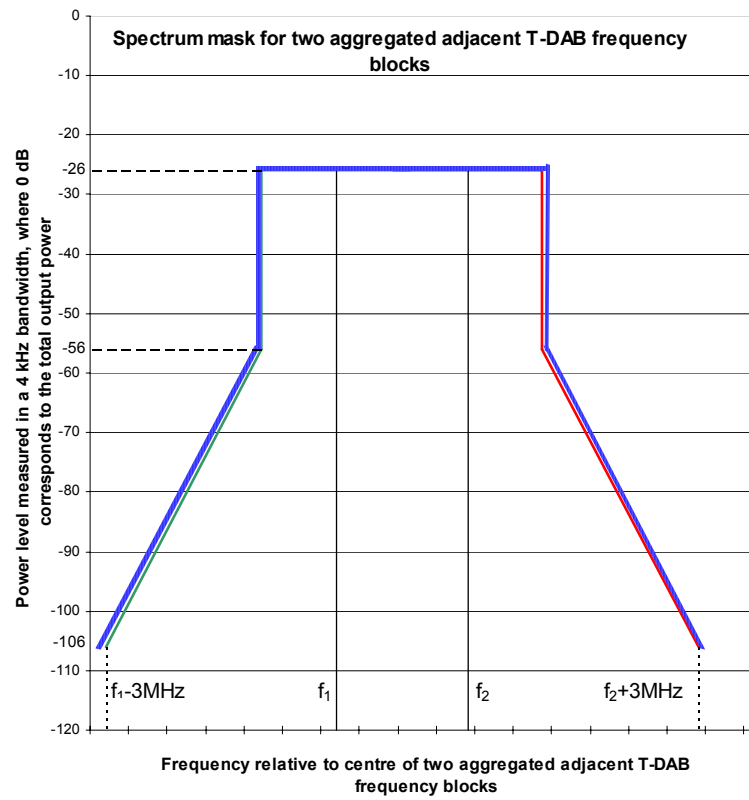
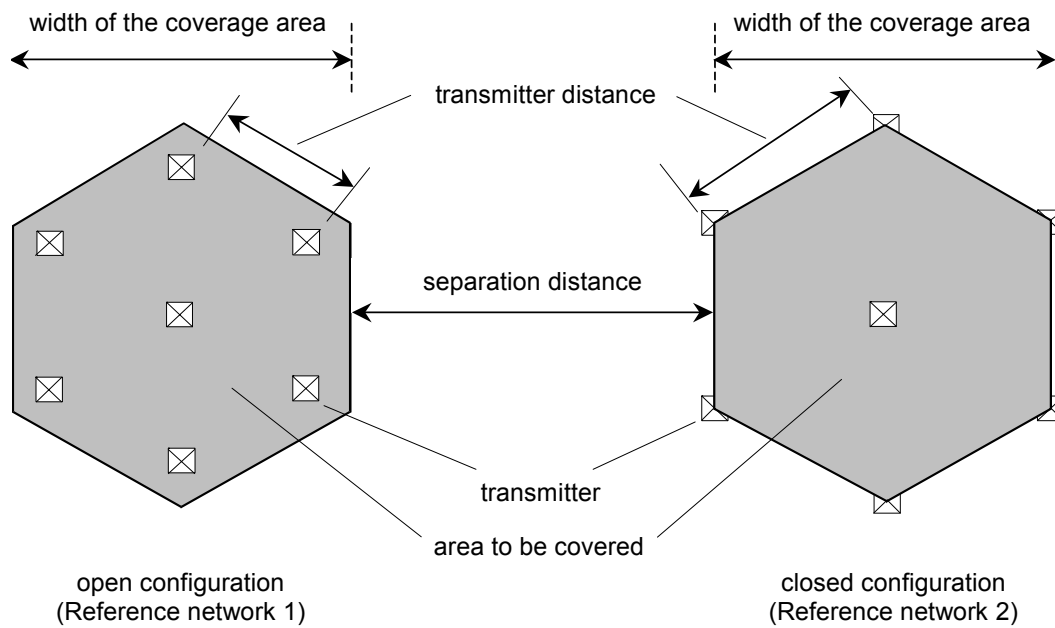
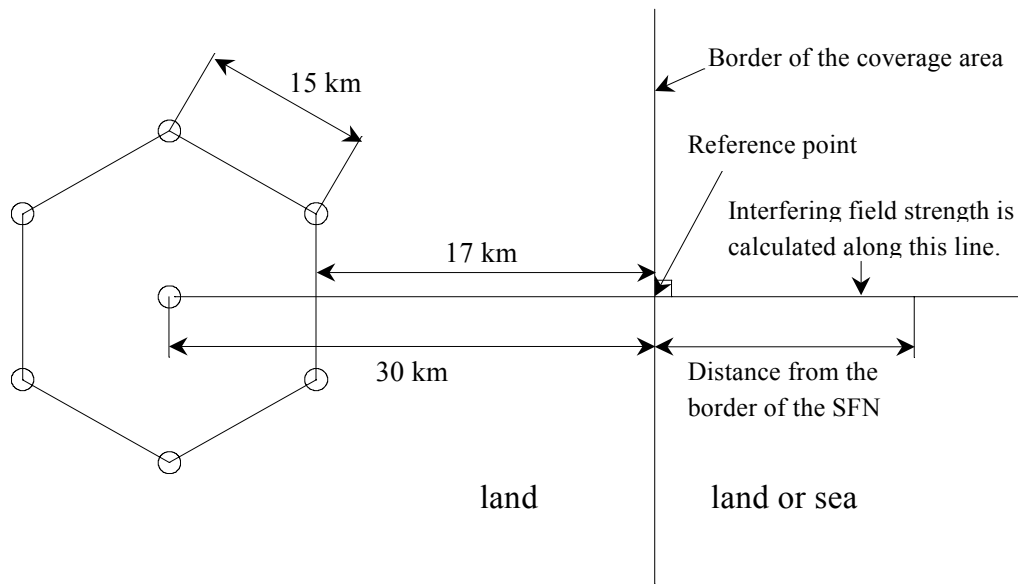


Figure 3: Spectrum mask for two aggregated T-DAB frequency blocks

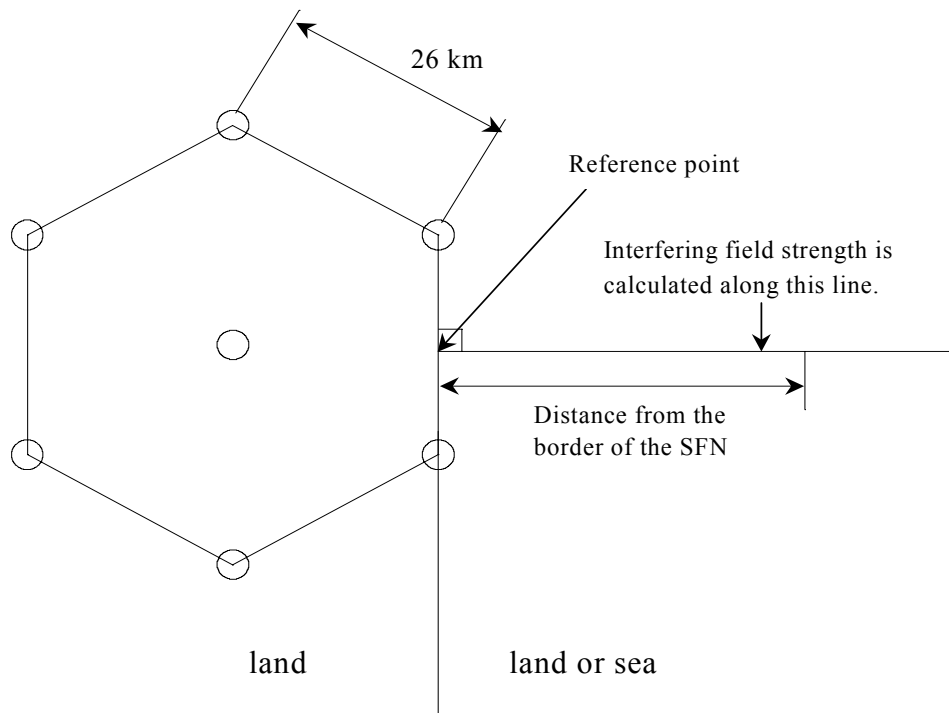


**Figure 4: Example of T-DAB network structures and distances – co-block case**

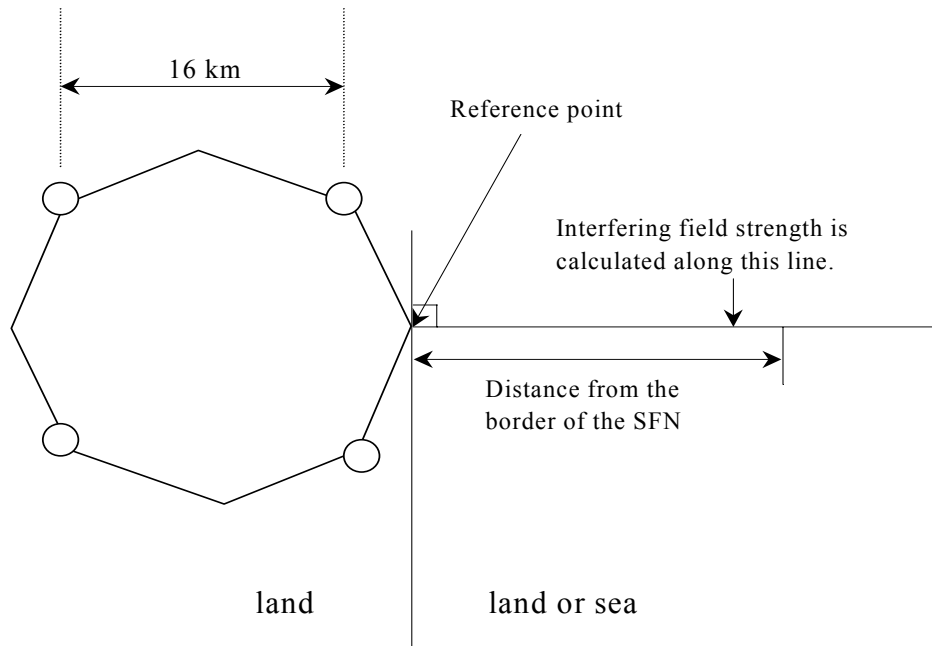
Note: For this example two different 7 transmitter networks have been used. Other network configurations are possible.



**Figure 5: Layout diagram of Reference Network One (L-RN1).**

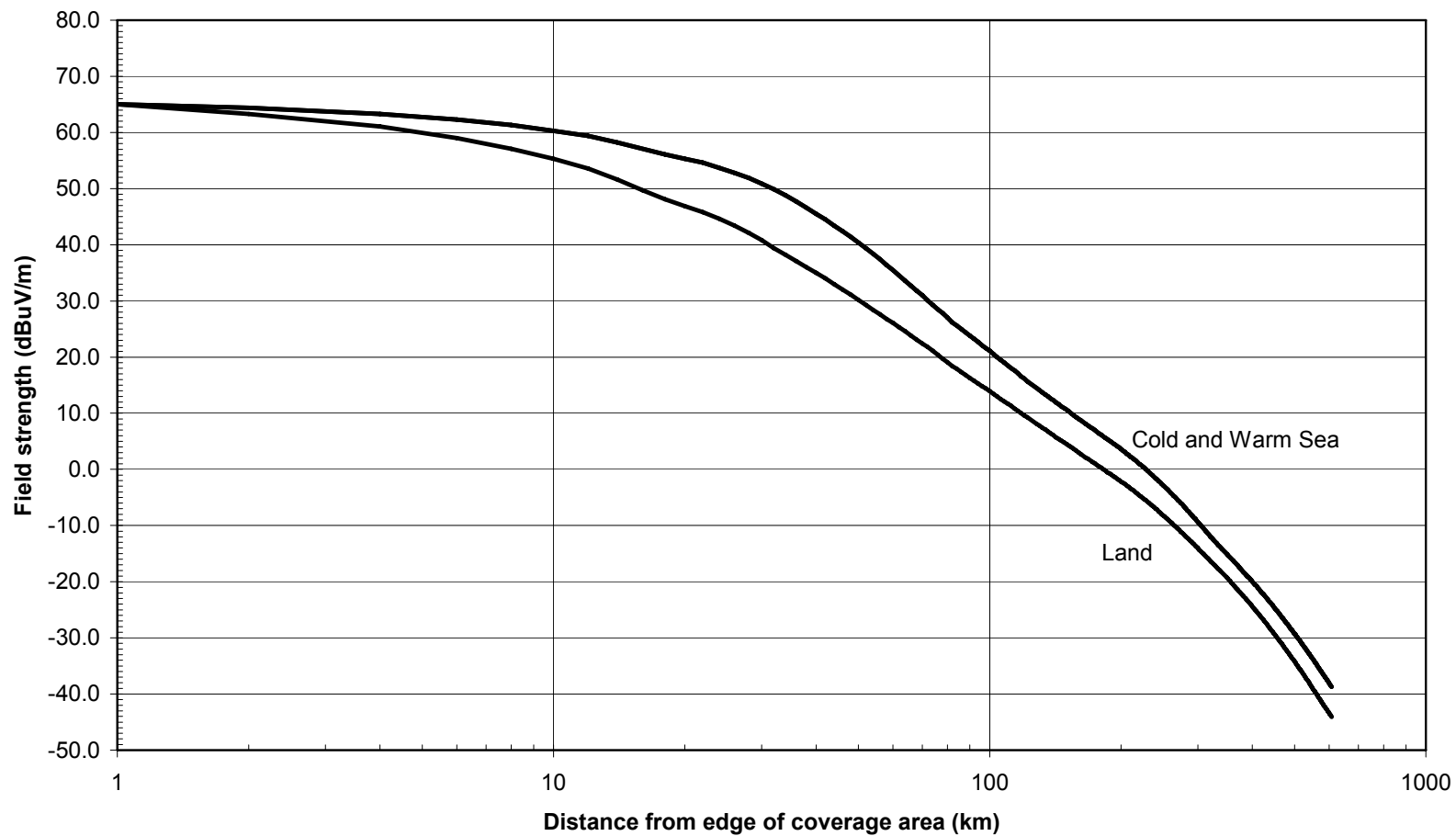


**Figure 6: Layout diagram of Reference Network Two (L-RN2)**



**Figure 7: Layout diagram of Reference Network Three (L-RN3).**

**Interference potential of Reference Network 1 (L-RN1) for 50% of the time**



**Figure 8a: Interference potential of Reference Network One (L-RN1) for 50% of time**

Table 5a: Tabulated values for the interference potential of Reference Network 1 (L-RN1) for 50% of time - (1)

Distance (km)	Land	Cold sea	Warm sea	Distance (km)	Land	Cold sea	Warm sea	Distance (km)	Land	Cold sea	Warm sea	Distance (km)	Land	Cold sea	Warm sea	Distance (km)	Land	Cold sea	Warm sea
0	65.5	65.5	65.5	60	26.1	35.5	35.5	120	9.6	16.2	16.2	180	0.3	6.2	6.2	240	-7.0	-1.6	-1.6
2	63.3	64.4	64.4	62	25.3	34.5	34.5	122	9.3	15.7	15.7	182	0.0	5.9	5.9	242	-7.2	-1.8	-1.8
4	61.1	63.3	63.3	64	24.6	33.6	33.6	124	8.9	15.3	15.3	184	-0.2	5.6	5.6	244	-7.5	-2.1	-2.1
6	59.0	62.3	62.3	66	23.8	32.7	32.7	126	8.5	14.9	14.9	186	-0.5	5.4	5.4	246	-7.7	-2.3	-2.3
8	57.1	61.3	61.3	68	23.1	31.8	31.8	128	8.1	14.5	14.5	188	-0.7	5.1	5.1	248	-8.0	-2.6	-2.6
10	55.3	60.3	60.3	70	22.4	31.0	31.0	130	7.8	14.1	14.1	190	-0.9	4.9	4.9	250	-8.2	-2.9	-2.9
12	53.6	59.4	59.4	72	21.8	30.1	30.1	132	7.4	13.7	13.7	192	-1.2	4.6	4.6	252	-8.4	-3.1	-3.1
14	51.6	58.2	58.2	74	21.1	29.3	29.3	134	7.1	13.3	13.3	194	-1.4	4.4	4.4	254	-8.7	-3.4	-3.4
16	49.7	57.1	57.1	76	20.4	28.5	28.5	136	6.7	13.0	13.0	196	-1.7	4.1	4.1	256	-8.9	-3.6	-3.6
18	48.1	56.1	56.1	78	19.7	27.8	27.8	138	6.4	12.6	12.6	198	-1.9	3.9	3.9	258	-9.2	-3.9	-3.9
20	46.9	55.3	55.3	80	19.1	27.0	27.0	140	6.1	12.3	12.3	200	-2.2	3.6	3.6	260	-9.4	-4.2	-4.2
22	45.8	54.6	54.6	82	18.4	26.2	26.2	142	5.7	11.9	11.9	202	-2.4	3.3	3.3	262	-9.6	-4.4	-4.4
24	44.6	53.7	53.7	84	17.9	25.6	25.6	144	5.4	11.6	11.6	204	-2.6	3.1	3.1	264	-9.9	-4.7	-4.7
26	43.4	52.8	52.8	86	17.3	25.0	25.0	146	5.1	11.2	11.2	206	-2.9	2.8	2.8	266	-10.1	-4.9	-4.9
28	42.1	51.9	51.9	88	16.8	24.4	24.4	148	4.8	10.9	10.9	208	-3.1	2.6	2.6	268	-10.4	-5.2	-5.2
30	40.8	50.9	50.9	90	16.3	23.8	23.8	150	4.5	10.6	10.6	210	-3.4	2.3	2.3	270	-10.6	-5.5	-5.5
32	39.4	49.9	49.9	92	15.8	23.3	23.3	152	4.2	10.3	10.3	212	-3.6	2.1	2.1	272	-10.8	-5.7	-5.7
34	38.2	48.8	48.8	94	15.3	22.7	22.7	154	3.9	9.9	9.9	214	-3.8	1.8	1.8	274	-11.1	-6.0	-6.0
36	37.1	47.7	47.7	96	14.8	22.1	22.1	156	3.6	9.6	9.6	216	-4.1	1.6	1.6	276	-11.3	-6.2	-6.2
38	36.0	46.6	46.6	98	14.4	21.6	21.6	158	3.3	9.3	9.3	218	-4.3	1.3	1.3	278	-11.5	-6.5	-6.5
40	35.0	45.5	45.5	100	13.9	21.1	21.1	160	3.0	9.0	9.0	220	-4.6	1.0	1.0	280	-11.8	-6.8	-6.8
42	34.0	44.5	44.5	102	13.4	20.5	20.5	162	2.7	8.7	8.7	222	-4.8	0.8	0.8	282	-12.0	-7.0	-7.0
44	33.0	43.4	43.4	104	13.0	20.0	20.0	164	2.4	8.4	8.4	224	-5.1	0.5	0.5	284	-12.2	-7.3	-7.3
46	32.0	42.4	42.4	106	12.5	19.5	19.5	166	2.1	8.1	8.1	226	-5.3	0.3	0.3	286	-12.4	-7.5	-7.5
48	31.1	41.4	41.4	108	12.1	19.0	19.0	168	1.9	7.8	7.8	228	-5.5	0.0	0.0	288	-12.7	-7.8	-7.8
50	30.2	40.4	40.4	110	11.7	18.5	18.5	170	1.6	7.5	7.5	230	-5.8	-0.3	-0.3	290	-12.9	-8.1	-8.1
52	29.3	39.4	39.4	112	11.3	18.0	18.0	172	1.3	7.3	7.3	232	-6.0	-0.5	-0.5	292	-13.1	-8.3	-8.3
54	28.4	38.4	38.4	114	10.8	17.6	17.6	174	1.1	7.0	7.0	234	-6.3	-0.8	-0.8	294	-13.3	-8.6	-8.6
56	27.6	37.4	37.4	116	10.4	17.1	17.1	176	0.8	6.7	6.7	236	-6.5	-1.0	-1.0	296	-13.6	-8.8	-8.8
58	26.8	36.4	36.4	118	10.0	16.6	16.6	178	0.5	6.4	6.4	238	-6.7	-1.3	-1.3	298	-13.8	-9.1	-9.1



Table 5a: Tabulated values for the interference potential of Reference Network 1 (L-RN1) for 50% of time - (2)

Distance (km)	Land	Cold sea	Warm sea	Distance (km)	Land	Cold sea	Warm sea	Distance (km)	Land	Cold sea	Warm sea	Distance (km)	Land	Cold sea	Warm sea	Distance (km)	Land	Cold sea	Warm sea
300	-14.0	-9.4	-9.4	360	-20.4	-16.1	-16.1	420	-26.4	-21.9	-21.9	480	-32.3	-27.5	-27.5	540	-38.0	-32.8	-32.8
302	-14.3	-9.6	-9.6	362	-20.6	-16.3	-16.3	422	-26.6	-22.1	-22.1	482	-32.5	-27.6	-27.6	542	-38.2	-33.0	-33.0
304	-14.5	-9.9	-9.9	364	-20.8	-16.5	-16.5	424	-26.8	-22.2	-22.2	484	-32.7	-27.8	-27.8	544	-38.4	-33.2	-33.2
306	-14.7	-10.1	-10.1	366	-21.0	-16.7	-16.7	426	-27.0	-22.4	-22.4	486	-32.9	-28.0	-28.0	546	-38.6	-33.4	-33.4
308	-14.9	-10.4	-10.4	368	-21.2	-16.9	-16.9	428	-27.2	-22.6	-22.6	488	-33.1	-28.2	-28.2	548	-38.8	-33.6	-33.6
310	-15.1	-10.6	-10.6	370	-21.4	-17.1	-17.1	430	-27.4	-22.8	-22.8	490	-33.3	-28.4	-28.4	550	-39.0	-33.7	-33.7
312	-15.4	-10.9	-10.9	372	-21.6	-17.3	-17.3	432	-27.6	-23.0	-23.0	492	-33.5	-28.5	-28.5	552	-39.2	-33.9	-33.9
314	-15.6	-11.1	-11.1	374	-21.8	-17.5	-17.5	434	-27.8	-23.2	-23.2	494	-33.7	-28.7	-28.7	554	-39.4	-34.1	-34.1
316	-15.8	-11.4	-11.4	376	-22.0	-17.7	-17.7	436	-28.0	-23.4	-23.4	496	-33.8	-28.9	-28.9	556	-39.5	-34.3	-34.3
318	-16.0	-11.6	-11.6	378	-22.2	-17.9	-17.9	438	-28.2	-23.6	-23.6	498	-34.0	-29.1	-29.1	558	-39.7	-34.5	-34.5
320	-16.3	-11.9	-11.9	380	-22.4	-18.1	-18.1	440	-28.4	-23.7	-23.7	500	-34.2	-29.3	-29.3	560	-39.9	-34.6	-34.6
322	-16.5	-12.1	-12.1	382	-22.6	-18.3	-18.3	442	-28.6	-23.9	-23.9	502	-34.4	-29.4	-29.4	562	-40.1	-34.8	-34.8
324	-16.7	-12.3	-12.3	384	-22.8	-18.5	-18.5	444	-28.8	-24.1	-24.1	504	-34.6	-29.6	-29.6	564	-40.3	-35.0	-35.0
326	-16.9	-12.6	-12.6	386	-23.0	-18.7	-18.7	446	-29.0	-24.3	-24.3	506	-34.8	-29.8	-29.8	566	-40.5	-35.2	-35.2
328	-17.1	-12.8	-12.8	388	-23.2	-18.9	-18.9	448	-29.2	-24.5	-24.5	508	-35.0	-30.0	-30.0	568	-40.7	-35.3	-35.3
330	-17.3	-13.0	-13.0	390	-23.4	-19.1	-19.1	450	-29.4	-24.7	-24.7	510	-35.2	-30.2	-30.2	570	-40.8	-35.5	-35.5
332	-17.5	-13.2	-13.2	392	-23.6	-19.2	-19.2	452	-29.6	-24.9	-24.9	512	-35.4	-30.3	-30.3	572	-41.0	-35.7	-35.7
334	-17.7	-13.5	-13.5	394	-23.8	-19.4	-19.4	454	-29.8	-25.1	-25.1	514	-35.6	-30.5	-30.5	574	-41.2	-35.9	-35.9
336	-17.9	-13.7	-13.7	396	-24.0	-19.6	-19.6	456	-30.0	-25.2	-25.2	516	-35.7	-30.7	-30.7	576	-41.4	-36.0	-36.0
338	-18.1	-13.9	-13.9	398	-24.2	-19.8	-19.8	458	-30.2	-25.4	-25.4	518	-35.9	-30.9	-30.9	578	-41.5	-36.2	-36.2
340	-18.3	-14.1	-14.1	400	-24.4	-20.0	-20.0	460	-30.4	-25.6	-25.6	520	-36.1	-31.1	-31.1	580	-41.7	-36.4	-36.4
342	-18.5	-14.3	-14.3	402	-24.6	-20.2	-20.2	462	-30.6	-25.8	-25.8	522	-36.3	-31.2	-31.2	582	-41.9	-36.6	-36.6
344	-18.7	-14.5	-14.5	404	-24.8	-20.4	-20.4	464	-30.8	-26.0	-26.0	524	-36.5	-31.4	-31.4	584	-42.1	-36.7	-36.7
346	-18.9	-14.7	-14.7	406	-25.0	-20.6	-20.6	466	-31.0	-26.2	-26.2	526	-36.7	-31.6	-31.6	586	-42.2	-36.9	-36.9
348	-19.1	-14.9	-14.9	408	-25.2	-20.7	-20.7	468	-31.1	-26.4	-26.4	528	-36.9	-31.8	-31.8	588	-42.4	-37.1	-37.1
350	-19.3	-15.1	-15.1	410	-25.4	-20.9	-20.9	470	-31.3	-26.5	-26.5	530	-37.1	-31.9	-31.9	590	-42.6	-37.2	-37.2
352	-19.5	-15.3	-15.3	412	-25.6	-21.1	-21.1	472	-31.5	-26.7	-26.7	532	-37.3	-32.1	-32.1	592	-42.7	-37.4	-37.4
354	-19.7	-15.5	-15.5	414	-25.8	-21.3	-21.3	474	-31.7	-26.9	-26.9	534	-37.5	-32.3	-32.3	594	-42.9	-37.6	-37.6
356	-19.9	-15.7	-15.7	416	-26.0	-21.5	-21.5	476	-31.9	-27.1	-27.1	536	-37.6	-32.5	-32.5	596	-43.1	-37.7	-37.7
358	-20.2	-15.9	-15.9	418	-26.2	-21.7	-21.7	478	-32.1	-27.3	-27.3	538	-37.8	-32.7	-32.7	598	-43.2	-37.9	-37.9
																600	-43.4	-38.1	-38.1

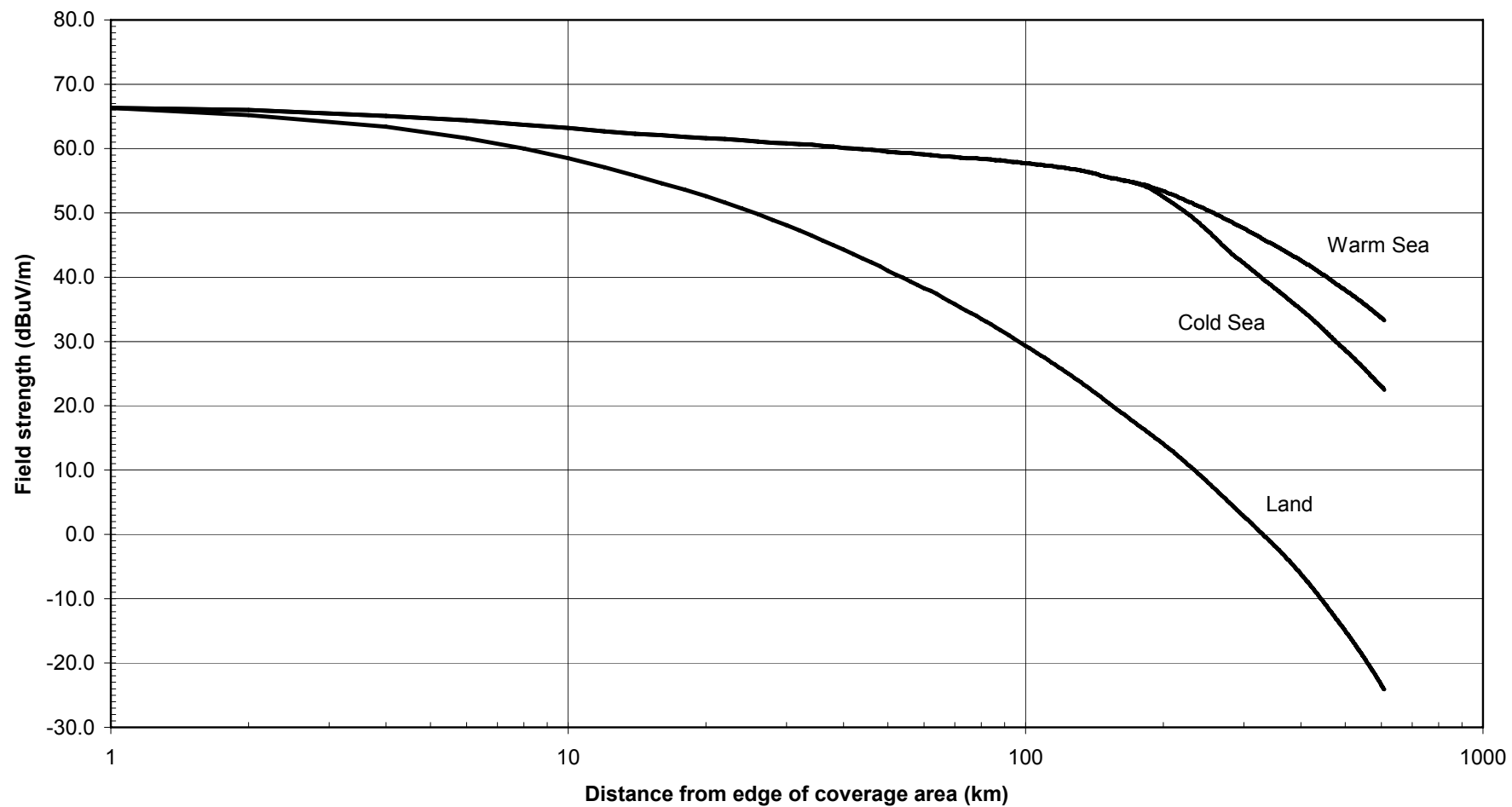
**Interference potential of Reference Network 1 (L-RN1) for 1% of the time****Figure 8b: Interference potential of Reference Network One (L-RN1) for 1% of time**

Table 5b: Tabulated values for the interference potential of Reference Network 1 (L-RN1) for 1% of time - (1)

Distance (km)	Land	Cold sea	Warm sea	Distance (km)	Land	Cold sea	Warm sea	Distance (km)	Land	Cold sea	Warm sea	Distance (km)	Land	Cold sea	Warm sea	Distance (km)	Land	Cold sea	Warm sea
0	67.1	67.1	67.1	60	38.3	59.1	59.1	120	25.7	57.1	57.1	180	16.5	54.3	54.4	240	9.3	48.4	51.0
2	65.2	66.0	66.0	62	37.9	59.0	59.0	122	25.3	57.0	57.0	182	16.3	54.2	54.4	242	9.1	48.1	50.9
4	63.4	65.1	65.1	64	37.4	58.9	58.9	124	25.0	56.9	56.9	184	16.0	54.0	54.3	244	8.8	47.9	50.8
6	61.6	64.4	64.4	66	36.8	58.8	58.8	126	24.7	56.8	56.8	186	15.8	53.9	54.2	246	8.6	47.7	50.7
8	60.0	63.7	63.7	68	36.3	58.8	58.8	128	24.3	56.8	56.8	188	15.5	53.7	54.0	248	8.4	47.4	50.5
10	58.5	63.2	63.2	70	35.8	58.7	58.7	130	24.0	56.7	56.7	190	15.3	53.5	53.9	250	8.1	47.2	50.4
12	57.1	62.7	62.7	72	35.3	58.6	58.6	132	23.7	56.6	56.6	192	15.0	53.3	53.8	252	7.9	47.0	50.3
14	55.8	62.3	62.3	74	34.8	58.5	58.5	134	23.3	56.5	56.5	194	14.8	53.1	53.7	254	7.7	46.8	50.2
16	54.6	62.1	62.1	76	34.4	58.5	58.5	136	23.0	56.4	56.4	196	14.6	52.9	53.6	256	7.4	46.5	50.1
18	53.6	61.8	61.8	78	34.0	58.5	58.5	138	22.7	56.3	56.3	198	14.3	52.7	53.5	258	7.2	46.3	50.0
20	52.6	61.6	61.6	80	33.5	58.4	58.4	140	22.3	56.2	56.2	200	14.1	52.5	53.4	260	7.0	46.1	49.8
22	51.6	61.5	61.5	82	33.1	58.4	58.4	142	22.0	56.1	56.1	202	13.8	52.3	53.3	262	6.8	45.8	49.7
24	50.7	61.3	61.3	84	32.7	58.3	58.3	144	21.7	56.0	56.0	204	13.6	52.1	53.1	264	6.5	45.6	49.6
26	49.8	61.1	61.1	86	32.2	58.2	58.2	146	21.4	55.8	55.8	206	13.3	51.9	53.0	266	6.3	45.4	49.5
28	48.9	60.9	60.9	88	31.8	58.2	58.2	148	21.0	55.7	55.7	208	13.1	51.7	52.9	268	6.1	45.1	49.4
30	48.1	60.8	60.8	90	31.4	58.1	58.1	150	20.7	55.6	55.6	210	12.9	51.5	52.8	270	5.9	44.9	49.2
32	47.3	60.7	60.7	92	31.0	58.0	58.0	152	20.4	55.5	55.5	212	12.6	51.3	52.7	272	5.7	44.7	49.1
34	46.5	60.6	60.6	94	30.5	57.9	57.9	154	20.1	55.4	55.4	214	12.4	51.1	52.6	274	5.5	44.5	49.0
36	45.7	60.4	60.4	96	30.1	57.9	57.9	156	19.8	55.4	55.4	216	12.1	50.9	52.4	276	5.2	44.3	48.9
38	45.0	60.3	60.3	98	29.7	57.8	57.8	158	19.5	55.3	55.3	218	11.9	50.7	52.3	278	5.0	44.1	48.8
40	44.3	60.1	60.1	100	29.3	57.7	57.7	160	19.2	55.2	55.2	220	11.6	50.5	52.2	280	4.8	43.9	48.7
42	43.6	60.0	60.0	102	29.0	57.7	57.7	162	18.9	55.1	55.1	222	11.4	50.3	52.1	282	4.6	43.6	48.6
44	42.9	59.9	59.9	104	28.6	57.6	57.6	164	18.7	55.0	55.1	224	11.2	50.1	51.9	284	4.4	43.5	48.5
46	42.3	59.8	59.8	106	28.2	57.5	57.5	166	18.4	55.0	55.0	226	10.9	49.9	51.8	286	4.2	43.3	48.3
48	41.7	59.7	59.7	108	27.8	57.5	57.5	168	18.1	54.9	54.9	228	10.7	49.7	51.7	288	4.0	43.1	48.2
50	41.0	59.5	59.5	110	27.5	57.4	57.4	170	17.8	54.8	54.8	230	10.5	49.5	51.6	290	3.8	43.0	48.1
52	40.4	59.4	59.4	112	27.1	57.3	57.3	172	17.6	54.7	54.8	232	10.2	49.3	51.5	292	3.6	42.8	48.0
54	39.9	59.3	59.3	114	26.7	57.3	57.3	174	17.3	54.6	54.7	234	10.0	49.0	51.3	294	3.4	42.7	47.9
56	39.3	59.3	59.3	116	26.4	57.2	57.2	176	17.0	54.5	54.6	236	9.8	48.8	51.2	296	3.2	42.5	47.8
58	38.8	59.2	59.2	118	26.0	57.1	57.1	178	16.8	54.4	54.5	238	9.5	48.6	51.1	298	3.0	42.3	47.7

Table 5b: Tabulated values for the interference potential of Reference Network 1 (L-RN1) for 1% of time - (2)

Distance (km)	Land	Cold sea	Warm sea	Distance (km)	Land	Cold sea	Warm sea	Distance (km)	Land	Cold sea	Warm sea	Distance (km)	Land	Cold sea	Warm sea	Distance (km)	Land	Cold sea	Warm sea
300	2.8	42.2	47.6	360	-2.6	37.6	44.5	420	-8.0	33.7	41.7	480	-13.3	29.8	38.8	540	-18.4	26.4	36.3
302	2.6	42.0	47.5	362	-2.8	37.5	44.4	422	-8.2	33.6	41.6	482	-13.5	29.7	38.8	542	-18.5	26.2	36.2
304	2.4	41.8	47.4	364	-3.0	37.4	44.3	424	-8.3	33.4	41.5	484	-13.7	29.6	38.7	544	-18.7	26.1	36.1
306	2.3	41.7	47.2	366	-3.1	37.2	44.2	426	-8.5	33.3	41.4	486	-13.8	29.4	38.6	546	-18.9	26.0	36.0
308	2.1	41.5	47.1	368	-3.3	37.1	44.1	428	-8.7	33.2	41.3	488	-14.0	29.3	38.5	548	-19.0	25.9	35.9
310	1.9	41.3	47.0	370	-3.5	37.0	44.0	430	-8.9	33.0	41.2	490	-14.2	29.2	38.4	550	-19.2	25.8	35.8
312	1.7	41.2	46.9	372	-3.7	36.8	43.9	432	-9.1	32.9	41.1	492	-14.3	29.1	38.3	552	-19.4	25.7	35.7
314	1.5	41.0	46.8	374	-3.9	36.7	43.8	434	-9.2	32.8	41.0	494	-14.5	29.0	38.2	554	-19.5	25.5	35.7
316	1.3	40.9	46.7	376	-4.0	36.5	43.7	436	-9.4	32.7	40.9	496	-14.7	28.9	38.2	556	-19.7	25.4	35.6
318	1.1	40.7	46.6	378	-4.2	36.4	43.6	438	-9.6	32.5	40.8	498	-14.8	28.8	38.1	558	-19.9	25.3	35.5
320	0.9	40.5	46.5	380	-4.4	36.3	43.5	440	-9.8	32.4	40.7	500	-15.0	28.6	38.0	560	-20.1	25.2	35.4
322	0.7	40.4	46.4	382	-4.6	36.1	43.4	442	-10.0	32.3	40.6	502	-15.2	28.5	37.9	562	-20.2	25.1	35.3
324	0.5	40.2	46.3	384	-4.7	36.0	43.3	444	-10.1	32.1	40.5	504	-15.4	28.4	37.8	564	-20.4	25.0	35.2
326	0.4	40.1	46.2	386	-4.9	35.9	43.2	446	-10.3	32.0	40.4	506	-15.5	28.3	37.7	566	-20.6	24.8	35.1
328	0.2	39.9	46.0	388	-5.1	35.7	43.1	448	-10.5	31.9	40.4	508	-15.7	28.2	37.6	568	-20.7	24.7	35.0
330	0.0	39.7	45.9	390	-5.3	35.6	43.1	450	-10.7	31.7	40.3	510	-15.9	28.1	37.6	570	-20.9	24.6	35.0
332	-0.2	39.6	45.8	392	-5.5	35.5	43.0	452	-10.9	31.6	40.2	512	-16.0	28.0	37.5	572	-21.1	24.5	34.9
334	-0.4	39.4	45.7	394	-5.6	35.4	42.9	454	-11.0	31.5	40.1	514	-16.2	27.8	37.4	574	-21.2	24.4	34.8
336	-0.5	39.3	45.6	396	-5.8	35.2	42.8	456	-11.2	31.3	40.0	516	-16.4	27.7	37.3	576	-21.4	24.3	34.7
338	-0.7	39.2	45.5	398	-6.0	35.1	42.7	458	-11.4	31.2	39.9	518	-16.5	27.6	37.2	578	-21.6	24.2	34.6
340	-0.9	39.0	45.4	400	-6.2	35.0	42.6	460	-11.6	31.1	39.8	520	-16.7	27.5	37.1	580	-21.7	24.1	34.5
342	-1.1	38.9	45.4	402	-6.4	34.9	42.5	462	-11.8	30.9	39.7	522	-16.9	27.4	37.0	582	-21.9	23.9	34.4
344	-1.2	38.8	45.3	404	-6.5	34.7	42.4	464	-11.9	30.8	39.6	524	-17.0	27.3	37.0	584	-22.1	23.8	34.3
346	-1.4	38.6	45.2	406	-6.7	34.6	42.3	466	-12.1	30.7	39.5	526	-17.2	27.2	36.9	586	-22.3	23.7	34.3
348	-1.6	38.5	45.1	408	-6.9	34.5	42.2	468	-12.3	30.6	39.4	528	-17.4	27.0	36.8	588	-22.4	23.6	34.2
350	-1.8	38.3	45.0	410	-7.1	34.3	42.1	470	-12.5	30.4	39.3	530	-17.5	26.9	36.7	590	-22.6	23.5	34.1
352	-1.9	38.2	44.9	412	-7.3	34.2	42.0	472	-12.6	30.3	39.2	532	-17.7	26.8	36.6	592	-22.8	23.4	34.0
354	-2.1	38.1	44.8	414	-7.4	34.1	42.0	474	-12.8	30.2	39.1	534	-17.9	26.7	36.5	594	-22.9	23.3	33.9
356	-2.3	37.9	44.7	416	-7.6	34.0	41.9	476	-13.0	30.0	39.0	536	-18.0	26.6	36.4	596	-23.1	23.2	33.8
358	-2.4	37.8	44.6	418	-7.8	33.8	41.8	478	-13.2	29.9	38.9	538	-18.2	26.5	36.4	598	-23.3	23.1	33.7
																600	-23.5	23.0	33.7

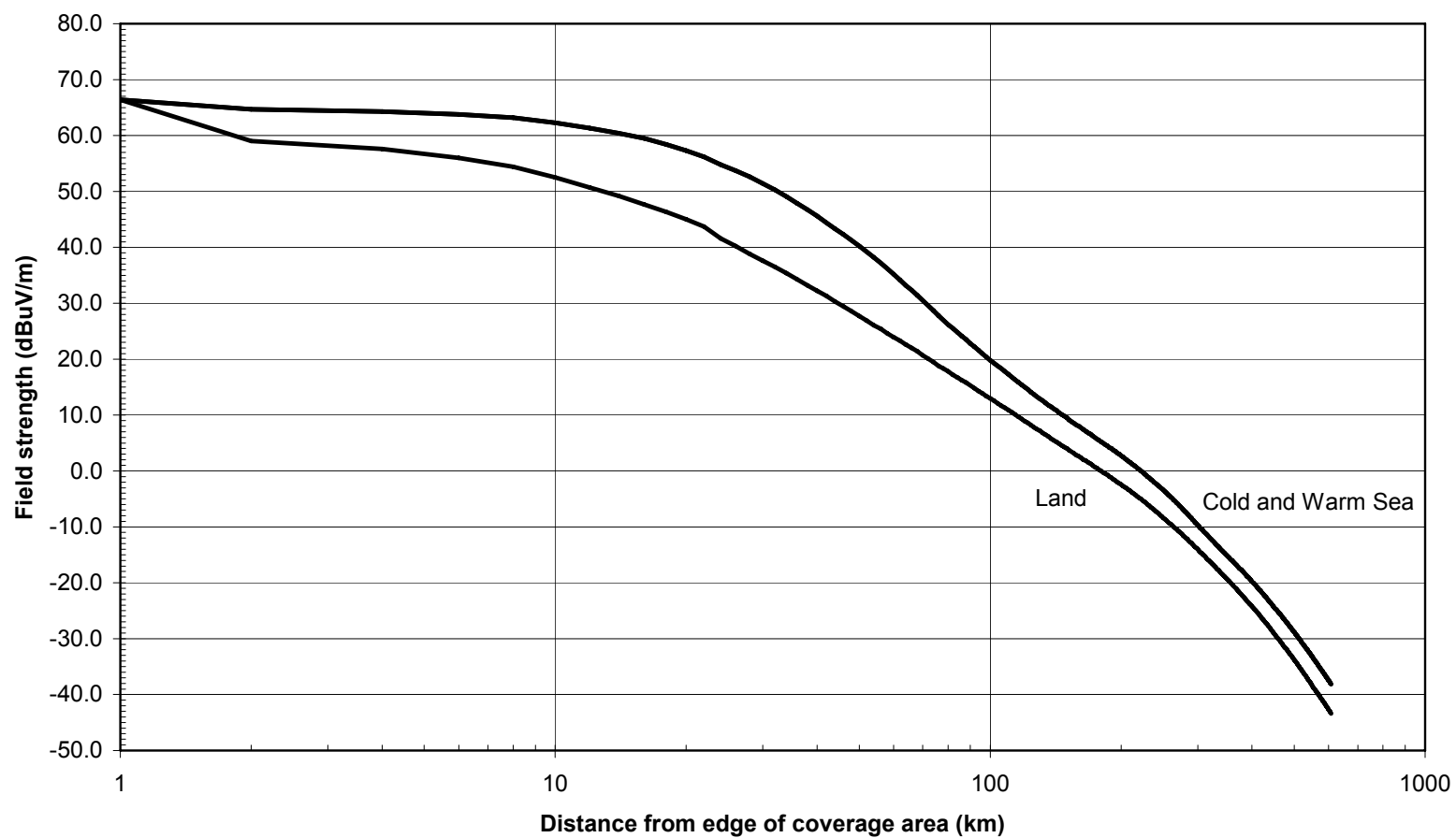
**Interference potential of Reference Network 2 (L-RN2) for 50% of the time****Figure 9a: Interference potential of Reference Network Two (L-RN2) for 50% of time**

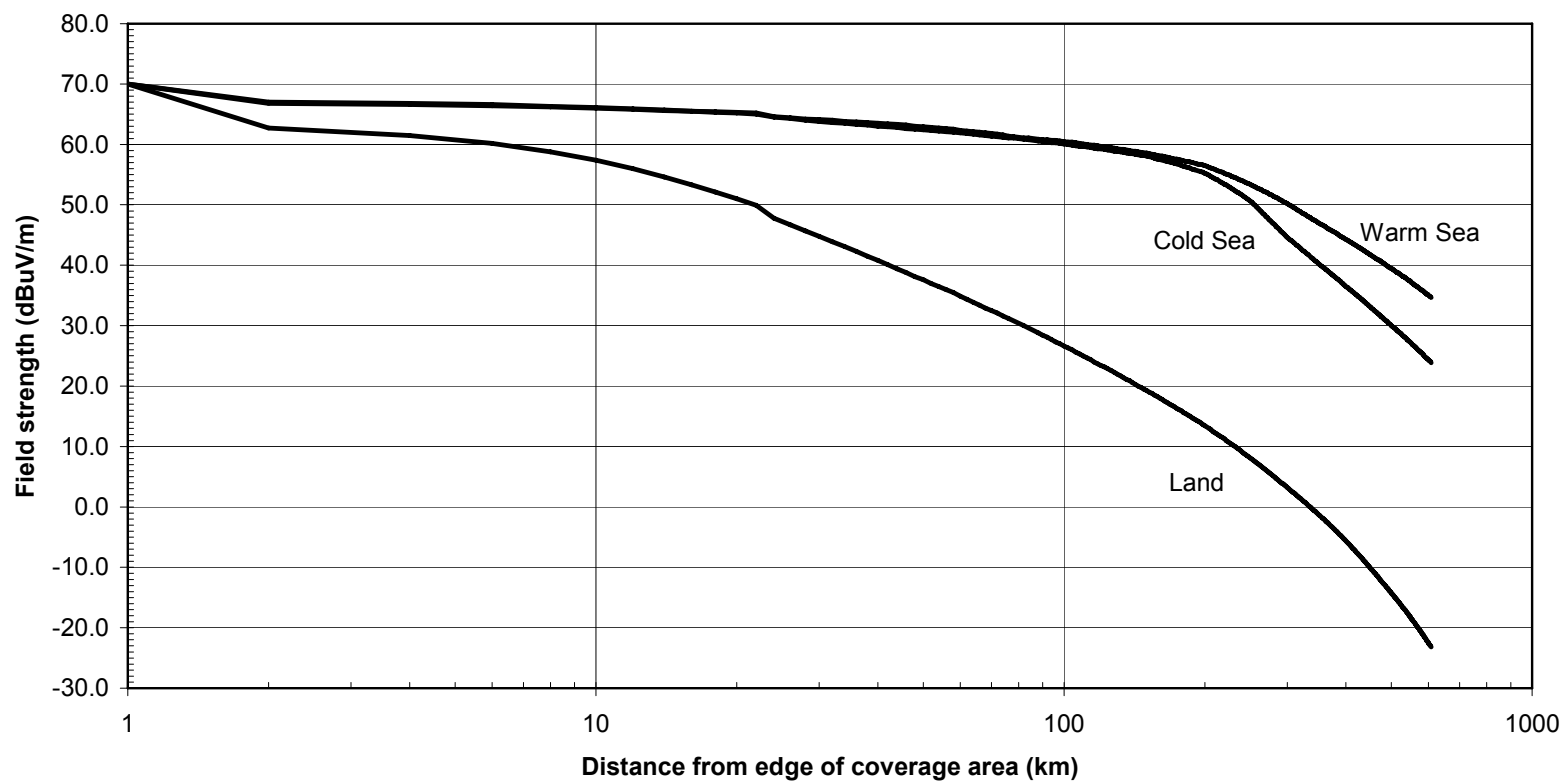
Table 6a: Tabulated values for the interference potential of Reference Network 2 (L-RN2) for 50% of time - (1)

Distance (km)	Land	Cold sea	Warm sea	Distance (km)	Land	Cold sea	Warm sea	Distance (km)	Land	Cold sea	Warm sea	Distance (km)	Land	Cold sea	Warm sea	Distance (km)	Land	Cold sea	Warm sea
0	68.1	68.1	68.1	60	23.9	35.2	35.2	120	8.9	15.0	15.0	180	0.0	5.2	5.2	240	-7.2	-2.2	-2.2
2	59.0	64.7	64.7	62	23.3	34.2	34.2	122	8.6	14.6	14.6	182	-0.3	5.0	5.0	242	-7.4	-2.4	-2.4
4	57.6	64.3	64.3	64	22.6	33.2	33.2	124	8.2	14.1	14.1	184	-0.5	4.7	4.7	244	-7.6	-2.7	-2.7
6	56.0	63.8	63.8	66	22.0	32.3	32.3	126	7.8	13.7	13.7	186	-0.7	4.5	4.5	246	-7.9	-2.9	-2.9
8	54.4	63.2	63.2	68	21.4	31.4	31.4	128	7.5	13.3	13.3	188	-1.0	4.2	4.2	248	-8.1	-3.2	-3.2
10	52.5	62.3	62.3	70	20.7	30.5	30.5	130	7.2	12.9	12.9	190	-1.2	4.0	4.0	250	-8.4	-3.4	-3.4
12	50.7	61.3	61.3	72	20.1	29.6	29.6	132	6.8	12.6	12.6	192	-1.5	3.7	3.7	252	-8.6	-3.7	-3.7
14	49.2	60.4	60.4	74	19.5	28.7	28.7	134	6.5	12.2	12.2	194	-1.7	3.5	3.5	254	-8.8	-3.9	-3.9
16	47.7	59.5	59.5	76	18.8	27.8	27.8	136	6.2	11.8	11.8	196	-2.0	3.2	3.2	256	-9.1	-4.2	-4.2
18	46.3	58.4	58.4	78	18.3	27.0	27.0	138	5.8	11.5	11.5	198	-2.2	3.0	3.0	258	-9.3	-4.4	-4.4
20	45.0	57.3	57.3	80	17.8	26.2	26.2	140	5.5	11.1	11.1	200	-2.4	2.7	2.7	260	-9.5	-4.7	-4.7
22	43.7	56.2	56.2	82	17.2	25.5	25.5	142	5.2	10.8	10.8	202	-2.7	2.5	2.5	262	-9.7	-4.9	-4.9
24	41.6	54.8	54.8	84	16.7	24.8	24.8	144	4.9	10.4	10.4	204	-2.9	2.2	2.2	264	-10.0	-5.2	-5.2
26	40.2	53.7	53.7	86	16.2	24.1	24.1	146	4.6	10.1	10.1	206	-3.1	2.0	2.0	266	-10.2	-5.4	-5.4
28	38.8	52.6	52.6	88	15.8	23.5	23.5	148	4.3	9.8	9.8	208	-3.4	1.7	1.7	268	-10.4	-5.7	-5.7
30	37.6	51.4	51.4	90	15.3	22.8	22.8	150	4.0	9.5	9.5	210	-3.6	1.5	1.5	270	-10.7	-5.9	-5.9
32	36.5	50.3	50.3	92	14.8	22.2	22.2	152	3.7	9.1	9.1	212	-3.9	1.2	1.2	272	-10.9	-6.2	-6.2
34	35.4	49.1	49.1	94	14.3	21.6	21.6	154	3.4	8.8	8.8	214	-4.1	1.0	1.0	274	-11.1	-6.4	-6.4
36	34.3	47.9	47.9	96	13.9	21.0	21.0	156	3.1	8.5	8.5	216	-4.3	0.8	0.8	276	-11.3	-6.7	-6.7
38	33.2	46.7	46.7	98	13.4	20.4	20.4	158	2.8	8.2	8.2	218	-4.6	0.5	0.5	278	-11.6	-6.9	-6.9
40	32.2	45.6	45.6	100	13.0	19.8	19.8	160	2.6	8.0	8.0	220	-4.8	0.3	0.3	280	-11.8	-7.2	-7.2
42	31.3	44.4	44.4	102	12.6	19.3	19.3	162	2.3	7.7	7.7	222	-5.0	0.0	0.0	282	-12.0	-7.4	-7.4
44	30.3	43.3	43.3	104	12.1	18.8	18.8	164	2.0	7.4	7.4	224	-5.3	-0.2	-0.2	284	-12.2	-7.7	-7.7
46	29.4	42.3	42.3	106	11.7	18.3	18.3	166	1.8	7.1	7.1	226	-5.5	-0.5	-0.5	286	-12.5	-7.9	-7.9
48	28.6	41.3	41.3	108	11.3	17.8	17.8	168	1.5	6.8	6.8	228	-5.7	-0.7	-0.7	288	-12.7	-8.2	-8.2
50	27.7	40.2	40.2	110	10.9	17.3	17.3	170	1.3	6.6	6.6	230	-6.0	-1.0	-1.0	290	-12.9	-8.4	-8.4
52	26.9	39.2	39.2	112	10.5	16.8	16.8	172	1.0	6.3	6.3	232	-6.2	-1.2	-1.2	292	-13.1	-8.7	-8.7
54	26.1	38.2	38.2	114	10.1	16.3	16.3	174	0.7	6.0	6.0	234	-6.5	-1.5	-1.5	294	-13.4	-8.9	-8.9
56	25.4	37.2	37.2	116	9.7	15.9	15.9	176	0.5	5.7	5.7	236	-6.7	-1.7	-1.7	296	-13.6	-9.2	-9.2
58	24.6	36.2	36.2	118	9.3	15.4	15.4	178	0.2	5.5	5.5	238	-6.9	-2.0	-2.0	298	-13.8	-9.4	-9.4

Table 6a: Tabulated values for the interference potential of Reference Network 2 (L-RN2) for 50% of time - (2)

Distance (km)	Land	Cold sea	Warm sea	Distance (km)	Land	Cold sea	Warm sea	Distance (km)	Land	Cold sea	Warm sea	Distance (km)	Land	Cold sea	Warm sea	Distance (km)	Land	Cold sea	Warm sea
300	-14.0	-9.7	-9.7	360	-20.3	-16.0	-16.0	420	-26.2	-21.6	-21.6	480	-31.9	-27.1	-27.1	540	-37.5	-32.4	-32.4
302	-14.3	-9.9	-9.9	362	-20.5	-16.2	-16.2	422	-26.4	-21.8	-21.8	482	-32.1	-27.2	-27.2	542	-37.6	-32.5	-32.5
304	-14.5	-10.2	-10.2	364	-20.7	-16.4	-16.4	424	-26.6	-22.0	-22.0	484	-32.3	-27.4	-27.4	544	-37.8	-32.7	-32.7
306	-14.7	-10.4	-10.4	366	-20.9	-16.6	-16.6	426	-26.8	-22.2	-22.2	486	-32.5	-27.6	-27.6	546	-38.0	-32.9	-32.9
308	-14.9	-10.6	-10.6	368	-21.1	-16.8	-16.8	428	-27.0	-22.4	-22.4	488	-32.7	-27.8	-27.8	548	-38.2	-33.1	-33.1
310	-15.1	-10.9	-10.9	370	-21.3	-17.0	-17.0	430	-27.2	-22.5	-22.5	490	-32.9	-28.0	-28.0	550	-38.4	-33.2	-33.2
312	-15.3	-11.1	-11.1	372	-21.5	-17.2	-17.2	432	-27.3	-22.7	-22.7	492	-33.0	-28.1	-28.1	552	-38.6	-33.4	-33.4
314	-15.6	-11.3	-11.3	374	-21.7	-17.4	-17.4	434	-27.5	-22.9	-22.9	494	-33.2	-28.3	-28.3	554	-38.8	-33.6	-33.6
316	-15.8	-11.5	-11.5	376	-21.9	-17.6	-17.6	436	-27.7	-23.1	-23.1	496	-33.4	-28.5	-28.5	556	-38.9	-33.8	-33.8
318	-16.0	-11.8	-11.8	378	-22.1	-17.7	-17.7	438	-27.9	-23.3	-23.3	498	-33.6	-28.7	-28.7	558	-39.1	-33.9	-33.9
320	-16.2	-12.0	-12.0	380	-22.3	-17.9	-17.9	440	-28.1	-23.5	-23.5	500	-33.8	-28.8	-28.8	560	-39.3	-34.1	-34.1
322	-16.4	-12.2	-12.2	382	-22.5	-18.1	-18.1	442	-28.3	-23.6	-23.6	502	-34.0	-29.0	-29.0	562	-39.5	-34.3	-34.3
324	-16.6	-12.4	-12.4	384	-22.7	-18.3	-18.3	444	-28.5	-23.8	-23.8	504	-34.1	-29.2	-29.2	564	-39.6	-34.4	-34.4
326	-16.8	-12.6	-12.6	386	-22.9	-18.5	-18.5	446	-28.7	-24.0	-24.0	506	-34.3	-29.4	-29.4	566	-39.8	-34.6	-34.6
328	-17.0	-12.8	-12.8	388	-23.1	-18.7	-18.7	448	-28.9	-24.2	-24.2	508	-34.5	-29.5	-29.5	568	-40.0	-34.8	-34.8
330	-17.2	-13.1	-13.1	390	-23.3	-18.9	-18.9	450	-29.1	-24.4	-24.4	510	-34.7	-29.7	-29.7	570	-40.1	-35.0	-35.0
332	-17.5	-13.3	-13.3	392	-23.5	-19.0	-19.0	452	-29.3	-24.6	-24.6	512	-34.9	-29.9	-29.9	572	-40.3	-35.1	-35.1
334	-17.7	-13.5	-13.5	394	-23.7	-19.2	-19.2	454	-29.5	-24.7	-24.7	514	-35.1	-30.1	-30.1	574	-40.5	-35.3	-35.3
336	-17.9	-13.7	-13.7	396	-23.9	-19.4	-19.4	456	-29.7	-24.9	-24.9	516	-35.3	-30.2	-30.2	576	-40.7	-35.5	-35.5
338	-18.1	-13.9	-13.9	398	-24.0	-19.6	-19.6	458	-29.9	-25.1	-25.1	518	-35.4	-30.4	-30.4	578	-40.8	-35.6	-35.6
340	-18.3	-14.1	-14.1	400	-24.2	-19.8	-19.8	460	-30.0	-25.3	-25.3	520	-35.6	-30.6	-30.6	580	-41.0	-35.8	-35.8
342	-18.5	-14.3	-14.3	402	-24.4	-20.0	-20.0	462	-30.2	-25.5	-25.5	522	-35.8	-30.8	-30.8	582	-41.2	-36.0	-36.0
344	-18.7	-14.5	-14.5	404	-24.6	-20.1	-20.1	464	-30.4	-25.6	-25.6	524	-36.0	-31.0	-31.0	584	-41.3	-36.1	-36.1
346	-18.9	-14.7	-14.7	406	-24.8	-20.3	-20.3	466	-30.6	-25.8	-25.8	526	-36.2	-31.1	-31.1	586	-41.5	-36.3	-36.3
348	-19.1	-14.9	-14.9	408	-25.0	-20.5	-20.5	468	-30.8	-26.0	-26.0	528	-36.4	-31.3	-31.3	588	-41.7	-36.5	-36.5
350	-19.3	-15.1	-15.1	410	-25.2	-20.7	-20.7	470	-31.0	-26.2	-26.2	530	-36.5	-31.5	-31.5	590	-41.8	-36.6	-36.6
352	-19.5	-15.3	-15.3	412	-25.4	-20.9	-20.9	472	-31.2	-26.4	-26.4	532	-36.7	-31.7	-31.7	592	-42.0	-36.8	-36.8
354	-19.7	-15.5	-15.5	414	-25.6	-21.1	-21.1	474	-31.4	-26.5	-26.5	534	-36.9	-31.8	-31.8	594	-42.2	-37.0	-37.0
356	-19.9	-15.7	-15.7	416	-25.8	-21.3	-21.3	476	-31.6	-26.7	-26.7	536	-37.1	-32.0	-32.0	596	-42.3	-37.1	-37.1
358	-20.1	-15.9	-15.9	418	-26.0	-21.4	-21.4	478	-31.7	-26.9	-26.9	538	-37.3	-32.2	-32.2	598	-42.5	-37.3	-37.3
																600	-42.7	-37.5	-37.5

**Interference potential of Reference Network 2 (L-RN2) for 1% of the time**



**Figure 9b: Interference potential of Reference Network Two (L-RN2) for 1% of time**



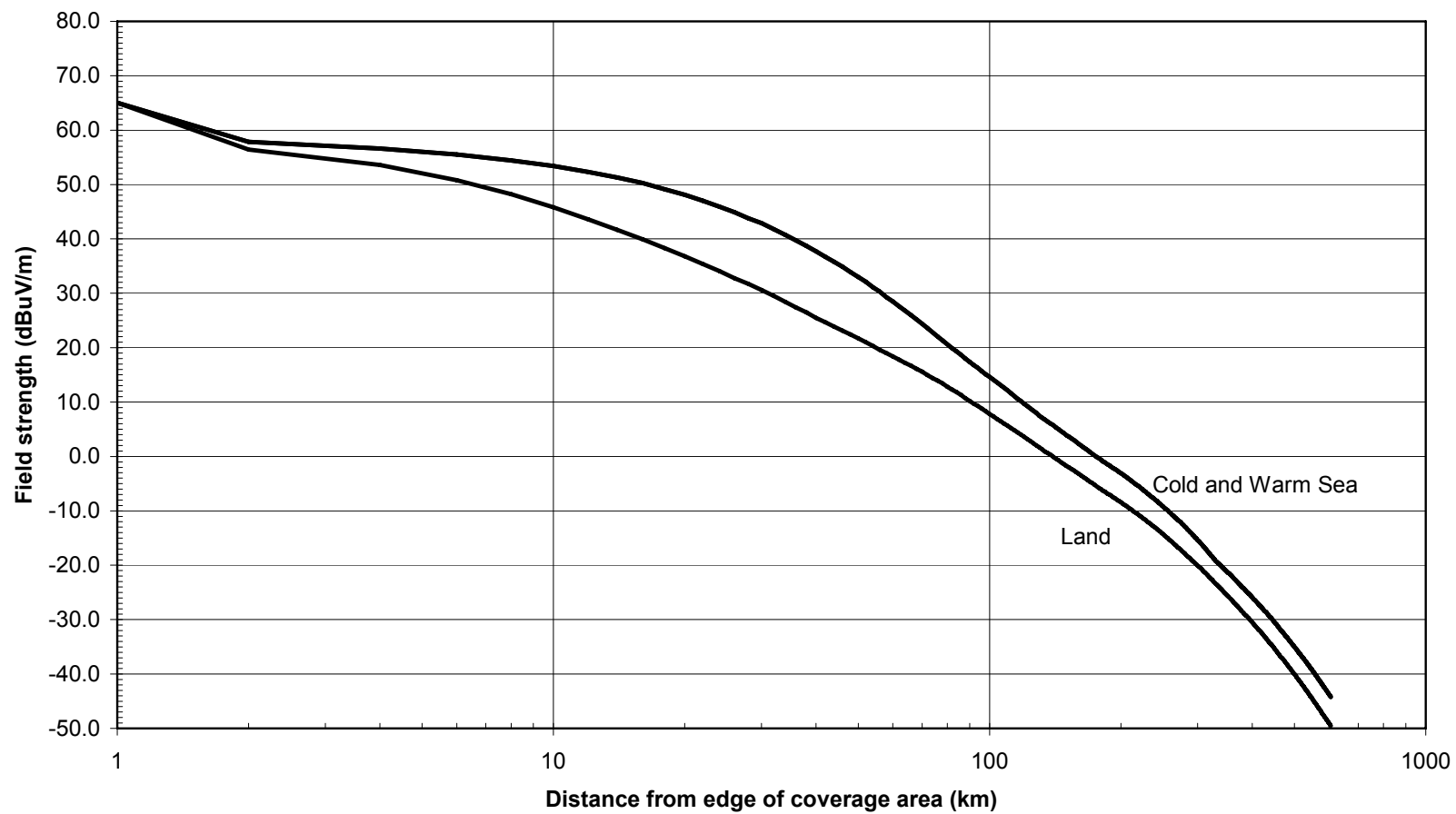
Table 6b: Tabulated values for the interference potential of Reference Network 2 (L-RN2) for 1% of time - (1)

Distance (km)	Land	Cold sea	Warm sea	Distance (km)	Land	Cold sea	Warm sea	Distance (km)	Land	Cold sea	Warm sea	Distance (km)	Land	Cold sea	Warm sea	Distance (km)	Land	Cold sea	Warm sea
0	72.5	72.5	72.5	60	34.9	61.9	62.3	120	23.4	59.3	59.7	180	15.6	56.4	57.3	240	9.1	51.6	54.0
2	62.7	66.8	67.0	62	34.4	61.8	62.2	122	23.2	59.2	59.6	182	15.4	56.3	57.2	242	8.9	51.4	53.9
4	61.5	66.6	66.8	64	33.9	61.7	62.1	124	22.9	59.1	59.5	184	15.2	56.2	57.2	244	8.7	51.2	53.7
6	60.2	66.4	66.6	66	33.4	61.6	62.0	126	22.6	59.0	59.5	186	15.0	56.1	57.1	246	8.5	51.0	53.6
8	58.8	66.2	66.3	68	32.9	61.5	61.9	128	22.3	58.9	59.4	188	14.7	55.9	57.0	248	8.3	50.8	53.5
10	57.4	66.0	66.1	70	32.5	61.4	61.8	130	22.0	58.9	59.3	190	14.5	55.8	56.9	250	8.1	50.6	53.4
12	56.0	65.8	65.9	72	32.1	61.3	61.7	132	21.7	58.8	59.2	192	14.3	55.7	56.8	252	7.9	50.4	53.2
14	54.6	65.6	65.7	74	31.6	61.2	61.6	134	21.4	58.7	59.2	194	14.1	55.6	56.7	254	7.7	50.1	53.1
16	53.3	65.5	65.5	76	31.2	61.1	61.4	136	21.1	58.6	59.1	196	13.9	55.5	56.7	256	7.5	49.9	53.0
18	52.1	65.3	65.4	78	30.8	61.1	61.3	138	20.9	58.5	59.0	198	13.6	55.4	56.6	258	7.3	49.6	52.8
20	51.0	65.2	65.3	80	30.4	61.0	61.2	140	20.6	58.5	58.9	200	13.4	55.2	56.5	260	7.1	49.4	52.7
22	49.9	65.0	65.2	82	30.0	60.9	61.1	142	20.3	58.4	58.9	202	13.2	55.1	56.4	262	6.9	49.1	52.6
24	47.8	64.5	64.6	84	29.6	60.8	61.1	144	20.0	58.3	58.8	204	13.0	54.9	56.2	264	6.7	48.9	52.5
26	46.7	64.3	64.4	86	29.2	60.7	61.0	146	19.8	58.2	58.7	206	12.8	54.7	56.1	266	6.5	48.6	52.3
28	45.7	64.0	64.2	88	28.8	60.6	60.9	148	19.5	58.2	58.6	208	12.5	54.5	56.0	268	6.3	48.4	52.2
30	44.8	63.8	64.1	90	28.4	60.5	60.8	150	19.3	58.1	58.6	210	12.3	54.3	55.9	270	6.1	48.1	52.1
32	43.9	63.6	64.0	92	28.1	60.4	60.8	152	19.0	58.0	58.5	212	12.1	54.2	55.7	272	5.9	47.9	52.0
34	43.1	63.5	63.8	94	27.7	60.3	60.7	154	18.8	57.9	58.4	214	11.9	54.0	55.6	274	5.7	47.6	51.8
36	42.3	63.3	63.7	96	27.3	60.3	60.7	156	18.5	57.7	58.3	216	11.7	53.8	55.5	276	5.5	47.4	51.7
38	41.5	63.2	63.6	98	27.0	60.2	60.6	158	18.3	57.6	58.2	218	11.5	53.6	55.4	278	5.3	47.1	51.6
40	40.8	63.0	63.5	100	26.6	60.1	60.5	160	18.0	57.5	58.1	220	11.3	53.4	55.2	280	5.1	46.9	51.4
42	40.1	62.9	63.4	102	26.3	60.0	60.4	162	17.8	57.4	58.1	222	11.0	53.3	55.1	282	4.9	46.7	51.3
44	39.4	62.8	63.3	104	26.0	59.9	60.4	164	17.5	57.3	58.0	224	10.8	53.1	55.0	284	4.7	46.4	51.2
46	38.8	62.6	63.2	106	25.6	59.8	60.3	166	17.3	57.2	57.9	226	10.6	52.9	54.9	286	4.5	46.2	51.1
48	38.1	62.5	63.0	108	25.3	59.7	60.2	168	17.0	57.1	57.8	228	10.4	52.7	54.7	288	4.3	46.0	50.9
50	37.6	62.4	62.9	110	25.0	59.7	60.1	170	16.8	57.0	57.7	230	10.2	52.5	54.6	290	4.1	45.7	50.8
52	37.0	62.3	62.8	112	24.7	59.6	60.0	172	16.6	56.9	57.6	232	10.0	52.3	54.5	292	3.9	45.5	50.7
54	36.5	62.2	62.7	114	24.4	59.5	59.9	174	16.3	56.8	57.6	234	9.8	52.1	54.4	294	3.8	45.3	50.5
56	36.0	62.1	62.6	116	24.0	59.4	59.9	176	16.1	56.7	57.5	236	9.6	52.0	54.2	296	3.6	45.1	50.4
58	35.5	62.0	62.5	118	23.7	59.3	59.8	178	15.9	56.5	57.4	238	9.4	51.8	54.1	298	3.4	44.8	50.3

Table 6b: Tabulated values for the interference potential of Reference Network 2 (L-RN2) for 1% of time - (2)

Distance (km)	Land	Cold sea	Warm sea	Distance (km)	Land	Cold sea	Warm sea	Distance (km)	Land	Cold sea	Warm sea	Distance (km)	Land	Cold sea	Warm sea	Distance (km)	Land	Cold sea	Warm sea
300	3.2	44.6	50.2	360	-2.1	39.5	46.5	420	-7.4	35.2	43.3	480	-12.6	31.3	40.4	540	-17.5	27.7	37.7
302	3.0	44.4	50.0	362	-2.3	39.3	46.4	422	-7.6	35.1	43.2	482	-12.7	31.1	40.3	542	-17.6	27.6	37.6
304	2.8	44.2	49.9	364	-2.5	39.2	46.2	424	-7.7	34.9	43.1	484	-12.9	31.0	40.2	544	-17.8	27.5	37.5
306	2.6	44.1	49.8	366	-2.6	39.0	46.1	426	-7.9	34.8	43.0	486	-13.0	30.9	40.1	546	-18.0	27.4	37.4
308	2.4	43.9	49.6	368	-2.8	38.9	46.0	428	-8.1	34.7	42.9	488	-13.2	30.8	40.0	548	-18.1	27.3	37.4
310	2.3	43.7	49.5	370	-3.0	38.7	45.9	430	-8.3	34.5	42.8	490	-13.4	30.7	39.9	550	-18.3	27.2	37.3
312	2.1	43.5	49.4	372	-3.2	38.6	45.8	432	-8.4	34.4	42.7	492	-13.5	30.5	39.8	552	-18.5	27.1	37.2
314	1.9	43.3	49.3	374	-3.3	38.4	45.7	434	-8.6	34.3	42.6	494	-13.7	30.4	39.7	554	-18.6	26.9	37.1
316	1.7	43.2	49.1	376	-3.5	38.3	45.6	436	-8.8	34.1	42.5	496	-13.9	30.3	39.6	556	-18.8	26.8	37.0
318	1.5	43.0	49.0	378	-3.7	38.1	45.5	438	-9.0	34.0	42.4	498	-14.0	30.2	39.5	558	-19.0	26.7	36.9
320	1.4	42.8	48.9	380	-3.9	38.0	45.4	440	-9.1	33.9	42.3	500	-14.2	30.0	39.5	560	-19.1	26.6	36.8
322	1.2	42.6	48.7	382	-4.0	37.8	45.3	442	-9.3	33.7	42.2	502	-14.4	29.9	39.4	562	-19.3	26.5	36.7
324	1.0	42.4	48.6	384	-4.2	37.7	45.2	444	-9.5	33.6	42.1	504	-14.5	29.8	39.3	564	-19.5	26.4	36.6
326	0.8	42.3	48.5	386	-4.4	37.6	45.0	446	-9.7	33.5	42.0	506	-14.7	29.7	39.2	566	-19.6	26.3	36.6
328	0.7	42.1	48.4	388	-4.6	37.4	44.9	448	-9.8	33.3	41.9	508	-14.9	29.6	39.1	568	-19.8	26.1	36.5
330	0.5	41.9	48.2	390	-4.7	37.3	44.8	450	-10.0	33.2	41.8	510	-15.0	29.5	39.0	570	-20.0	26.0	36.4
332	0.3	41.8	48.1	392	-4.9	37.1	44.7	452	-10.2	33.1	41.7	512	-15.2	29.4	38.9	572	-20.1	25.9	36.3
334	0.1	41.6	48.0	394	-5.1	37.0	44.6	454	-10.4	32.9	41.6	514	-15.3	29.2	38.8	574	-20.3	25.8	36.2
336	0.0	41.4	47.9	396	-5.3	36.8	44.5	456	-10.5	32.8	41.5	516	-15.5	29.1	38.8	576	-20.5	25.7	36.1
338	-0.2	41.2	47.7	398	-5.4	36.7	44.4	458	-10.7	32.7	41.4	518	-15.7	29.0	38.7	578	-20.6	25.6	36.0
340	-0.4	41.1	47.6	400	-5.6	36.5	44.3	460	-10.9	32.5	41.3	520	-15.8	28.9	38.6	580	-20.8	25.5	35.9
342	-0.6	40.9	47.5	402	-5.8	36.4	44.2	462	-11.0	32.4	41.2	522	-16.0	28.8	38.5	582	-21.0	25.4	35.9
344	-0.7	40.7	47.4	404	-6.0	36.3	44.1	464	-11.2	32.3	41.1	524	-16.2	28.7	38.4	584	-21.1	25.3	35.8
346	-0.9	40.6	47.3	406	-6.1	36.1	44.0	466	-11.4	32.2	41.0	526	-16.3	28.6	38.3	586	-21.3	25.1	35.7
348	-1.1	40.4	47.1	408	-6.3	36.0	43.9	468	-11.5	32.0	40.9	528	-16.5	28.4	38.2	588	-21.5	25.0	35.6
350	-1.3	40.2	47.0	410	-6.5	35.9	43.8	470	-11.7	31.9	40.9	530	-16.7	28.3	38.1	590	-21.6	24.9	35.5
352	-1.4	40.1	46.9	412	-6.7	35.7	43.7	472	-11.9	31.8	40.8	532	-16.8	28.2	38.1	592	-21.8	24.8	35.4
354	-1.6	39.9	46.8	414	-6.9	35.6	43.6	474	-12.1	31.6	40.7	534	-17.0	28.1	38.0	594	-22.0	24.7	35.3
356	-1.8	39.8	46.7	416	-7.0	35.5	43.5	476	-12.2	31.5	40.6	536	-17.1	28.0	37.9	596	-22.2	24.6	35.2
358	-1.9	39.6	46.6	418	-7.2	35.3	43.4	478	-12.4	31.4	40.5	538	-17.3	27.9	37.8	598	-22.3	24.5	35.2
																600	-22.5	24.4	35.1

**Interference potential of Reference Network 3 (L-RN3) for 50% of the time**



**Figure 10a: Interference potential of Reference Network Three (L-RN3) for 50% of time**

Table 7a: Tabulated values for the interference potential of Reference Network 3 (L-RN3) for 50% of time - (1)

Distance (km)	Land	Cold sea	Warm sea	Distance (km)	Land	Cold sea	Warm sea	Distance (km)	Land	Cold sea	Warm sea	Distance (km)	Land	Cold sea	Warm sea	Distance (km)	Land	Cold sea	Warm sea
0	70.4	70.4	70.4	60	18.4	28.5	28.5	120	3.6	9.7	9.7	180	-6.0	-0.6	-0.6	240	-13.1	-8.0	-8.0
2	56.4	57.8	57.8	62	17.8	27.6	27.6	122	3.2	9.3	9.3	182	-6.3	-0.9	-0.9	242	-13.4	-8.2	-8.2
4	53.6	56.6	56.6	64	17.2	26.8	26.8	124	2.8	8.8	8.8	184	-6.5	-1.1	-1.1	244	-13.6	-8.5	-8.5
6	50.8	55.5	55.5	66	16.7	26.0	26.0	126	2.4	8.4	8.4	186	-6.8	-1.4	-1.4	246	-13.8	-8.7	-8.7
8	48.2	54.4	54.4	68	16.1	25.2	25.2	128	2.0	8.0	8.0	188	-7.0	-1.6	-1.6	248	-14.1	-9.0	-9.0
10	45.8	53.4	53.4	70	15.6	24.4	24.4	130	1.7	7.5	7.5	190	-7.2	-1.9	-1.9	250	-14.3	-9.2	-9.2
12	43.6	52.3	52.3	72	15.0	23.6	23.6	132	1.3	7.1	7.1	192	-7.5	-2.1	-2.1	252	-14.6	-9.5	-9.5
14	41.7	51.3	51.3	74	14.4	22.8	22.8	134	0.9	6.8	6.8	194	-7.7	-2.4	-2.4	254	-14.8	-9.7	-9.7
16	39.9	50.3	50.3	76	13.9	22.0	22.0	136	0.6	6.4	6.4	196	-8.0	-2.6	-2.6	256	-15.0	-9.9	-9.9
18	38.3	49.1	49.1	78	13.4	21.3	21.3	138	0.3	6.0	6.0	198	-8.2	-2.9	-2.9	258	-15.3	-10.2	-10.2
20	36.8	48.1	48.1	80	12.8	20.6	20.6	140	-0.1	5.7	5.7	200	-8.4	-3.1	-3.1	260	-15.5	-10.4	-10.4
22	35.4	47.0	47.0	82	12.3	19.9	19.9	142	-0.4	5.3	5.3	202	-8.7	-3.3	-3.3	262	-15.7	-10.7	-10.7
24	34.1	45.9	45.9	84	11.8	19.3	19.3	144	-0.7	5.0	5.0	204	-8.9	-3.6	-3.6	264	-16.0	-10.9	-10.9
26	32.8	44.9	44.9	86	11.3	18.7	18.7	146	-1.1	4.6	4.6	206	-9.1	-3.8	-3.8	266	-16.2	-11.2	-11.2
28	31.7	43.8	43.8	88	10.7	18.0	18.0	148	-1.4	4.3	4.3	208	-9.4	-4.1	-4.1	268	-16.4	-11.4	-11.4
30	30.6	42.9	42.9	90	10.2	17.4	17.4	150	-1.7	3.9	3.9	210	-9.6	-4.3	-4.3	270	-16.7	-11.7	-11.7
32	29.5	41.8	41.8	92	9.7	16.8	16.8	152	-2.0	3.6	3.6	212	-9.8	-4.6	-4.6	272	-16.9	-11.9	-11.9
34	28.4	40.7	40.7	94	9.3	16.3	16.3	154	-2.3	3.3	3.3	214	-10.1	-4.8	-4.8	274	-17.1	-12.1	-12.1
36	27.4	39.7	39.7	96	8.8	15.7	15.7	156	-2.6	3.0	3.0	216	-10.3	-5.1	-5.1	276	-17.4	-12.4	-12.4
38	26.5	38.7	38.7	98	8.3	15.1	15.1	158	-2.9	2.7	2.7	218	-10.5	-5.3	-5.3	278	-17.6	-12.6	-12.6
40	25.5	37.7	37.7	100	7.8	14.6	14.6	160	-3.2	2.3	2.3	220	-10.8	-5.5	-5.5	280	-17.8	-12.9	-12.9
42	24.7	36.7	36.7	102	7.4	14.1	14.1	162	-3.5	2.0	2.0	222	-11.0	-5.8	-5.8	282	-18.1	-13.1	-13.1
44	23.9	35.8	35.8	104	6.9	13.6	13.6	164	-3.8	1.7	1.7	224	-11.3	-6.0	-6.0	284	-18.3	-13.4	-13.4
46	23.1	34.9	34.9	106	6.5	13.1	13.1	166	-4.1	1.4	1.4	226	-11.5	-6.3	-6.3	286	-18.5	-13.6	-13.6
48	22.4	33.9	33.9	108	6.0	12.6	12.6	168	-4.4	1.1	1.1	228	-11.7	-6.5	-6.5	288	-18.7	-13.9	-13.9
50	21.7	33.0	33.0	110	5.6	12.1	12.1	170	-4.7	0.8	0.8	230	-12.0	-6.8	-6.8	290	-19.0	-14.1	-14.1
52	21.0	32.1	32.1	112	5.2	11.6	11.6	172	-4.9	0.5	0.5	232	-12.2	-7.0	-7.0	292	-19.2	-14.4	-14.4
54	20.3	31.1	31.1	114	4.8	11.1	11.1	174	-5.2	0.2	0.2	234	-12.4	-7.3	-7.3	294	-19.4	-14.6	-14.6
56	19.6	30.3	30.3	116	4.4	10.6	10.6	176	-5.5	-0.1	-0.1	236	-12.7	-7.5	-7.5	296	-19.6	-14.9	-14.9
58	19.0	29.3	29.3	118	4.0	10.2	10.2	178	-5.8	-0.3	-0.3	238	-12.9	-7.7	-7.7	298	-19.9	-15.1	-15.1

Table 7a: Tabulated values for the interference potential of Reference Network 3 (L-RN3) for 50% of time - (2)

Distance (km)	Land	Cold sea	Warm sea	Distance (km)	Land	Cold sea	Warm sea	Distance (km)	Land	Cold sea	Warm sea	Distance (km)	Land	Cold sea	Warm sea	Distance (km)	Land	Cold sea	Warm sea
300	-20.1	-15.4	-15.4	360	-26.5	-22.1	-22.1	420	-32.4	-27.7	-27.7	480	-38.2	-33.2	-33.2	540	-43.7	-38.5	-38.5
302	-20.3	-15.6	-15.6	362	-26.7	-22.3	-22.3	422	-32.6	-27.9	-27.9	482	-38.4	-33.4	-33.4	542	-43.9	-38.7	-38.7
304	-20.5	-15.9	-15.9	364	-26.9	-22.5	-22.5	424	-32.8	-28.1	-28.1	484	-38.6	-33.6	-33.6	544	-44.1	-38.9	-38.9
306	-20.7	-16.1	-16.1	366	-27.1	-22.7	-22.7	426	-33.0	-28.3	-28.3	486	-38.8	-33.8	-33.8	546	-44.2	-39.0	-39.0
308	-21.0	-16.4	-16.4	368	-27.3	-22.9	-22.9	428	-33.2	-28.5	-28.5	488	-38.9	-33.9	-33.9	548	-44.4	-39.2	-39.2
310	-21.2	-16.6	-16.6	370	-27.5	-23.1	-23.1	430	-33.4	-28.6	-28.6	490	-39.1	-34.1	-34.1	550	-44.6	-39.4	-39.4
312	-21.4	-16.9	-16.9	372	-27.7	-23.3	-23.3	432	-33.6	-28.8	-28.8	492	-39.3	-34.3	-34.3	552	-44.8	-39.6	-39.6
314	-21.6	-17.1	-17.1	374	-27.9	-23.5	-23.5	434	-33.8	-29.0	-29.0	494	-39.5	-34.5	-34.5	554	-45.0	-39.7	-39.7
316	-21.8	-17.4	-17.4	376	-28.2	-23.7	-23.7	436	-34.0	-29.2	-29.2	496	-39.7	-34.6	-34.6	556	-45.2	-39.9	-39.9
318	-22.1	-17.7	-17.7	378	-28.4	-23.9	-23.9	438	-34.2	-29.4	-29.4	498	-39.9	-34.8	-34.8	558	-45.3	-40.1	-40.1
320	-22.3	-17.9	-17.9	380	-28.6	-24.1	-24.1	440	-34.4	-29.6	-29.6	500	-40.0	-35.0	-35.0	560	-45.5	-40.3	-40.3
322	-22.5	-18.2	-18.2	382	-28.8	-24.2	-24.2	442	-34.5	-29.7	-29.7	502	-40.2	-35.2	-35.2	562	-45.7	-40.4	-40.4
324	-22.7	-18.4	-18.4	384	-29.0	-24.4	-24.4	444	-34.7	-29.9	-29.9	504	-40.4	-35.3	-35.3	564	-45.9	-40.6	-40.6
326	-23.0	-18.7	-18.7	386	-29.2	-24.6	-24.6	446	-34.9	-30.1	-30.1	506	-40.6	-35.5	-35.5	566	-46.1	-40.8	-40.8
328	-23.2	-18.9	-18.9	388	-29.3	-24.8	-24.8	448	-35.1	-30.3	-30.3	508	-40.8	-35.7	-35.7	568	-46.3	-41.0	-41.0
330	-23.4	-19.2	-19.2	390	-29.5	-25.0	-25.0	450	-35.3	-30.5	-30.5	510	-41.0	-35.9	-35.9	570	-46.4	-41.1	-41.1
332	-23.6	-19.4	-19.4	392	-29.7	-25.2	-25.2	452	-35.5	-30.7	-30.7	512	-41.1	-36.1	-36.1	572	-46.6	-41.3	-41.3
334	-23.8	-19.6	-19.6	394	-29.9	-25.3	-25.3	454	-35.7	-30.8	-30.8	514	-41.3	-36.2	-36.2	574	-46.8	-41.5	-41.5
336	-24.0	-19.8	-19.8	396	-30.1	-25.5	-25.5	456	-35.9	-31.0	-31.0	516	-41.5	-36.4	-36.4	576	-47.0	-41.7	-41.7
338	-24.2	-20.0	-20.0	398	-30.3	-25.7	-25.7	458	-36.1	-31.2	-31.2	518	-41.7	-36.6	-36.6	578	-47.2	-41.8	-41.8
340	-24.4	-20.2	-20.2	400	-30.5	-25.9	-25.9	460	-36.3	-31.4	-31.4	520	-41.9	-36.8	-36.8	580	-47.4	-42.0	-42.0
342	-24.6	-20.4	-20.4	402	-30.7	-26.1	-26.1	462	-36.5	-31.6	-31.6	522	-42.1	-36.9	-36.9	582	-47.5	-42.2	-42.2
344	-24.9	-20.6	-20.6	404	-30.9	-26.3	-26.3	464	-36.7	-31.8	-31.8	524	-42.2	-37.1	-37.1	584	-47.7	-42.4	-42.4
346	-25.1	-20.8	-20.8	406	-31.1	-26.4	-26.4	466	-36.9	-32.0	-32.0	526	-42.4	-37.3	-37.3	586	-47.9	-42.5	-42.5
348	-25.3	-21.0	-21.0	408	-31.3	-26.6	-26.6	468	-37.0	-32.1	-32.1	528	-42.6	-37.5	-37.5	588	-48.0	-42.7	-42.7
350	-25.5	-21.2	-21.2	410	-31.5	-26.8	-26.8	470	-37.2	-32.3	-32.3	530	-42.8	-37.6	-37.6	590	-48.2	-42.9	-42.9
352	-25.7	-21.4	-21.4	412	-31.7	-27.0	-27.0	472	-37.4	-32.5	-32.5	532	-43.0	-37.8	-37.8	592	-48.4	-43.0	-43.0
354	-25.9	-21.5	-21.5	414	-31.9	-27.2	-27.2	474	-37.6	-32.7	-32.7	534	-43.1	-38.0	-38.0	594	-48.5	-43.2	-43.2
356	-26.1	-21.7	-21.7	416	-32.0	-27.4	-27.4	476	-37.8	-32.9	-32.9	536	-43.3	-38.2	-38.2	596	-48.7	-43.4	-43.4
358	-26.3	-21.9	-21.9	418	-32.2	-27.5	-27.5	478	-38.0	-33.1	-33.1	538	-43.5	-38.3	-38.3	598	-48.9	-43.5	-43.5
																600	-49.0	-43.7	-43.7

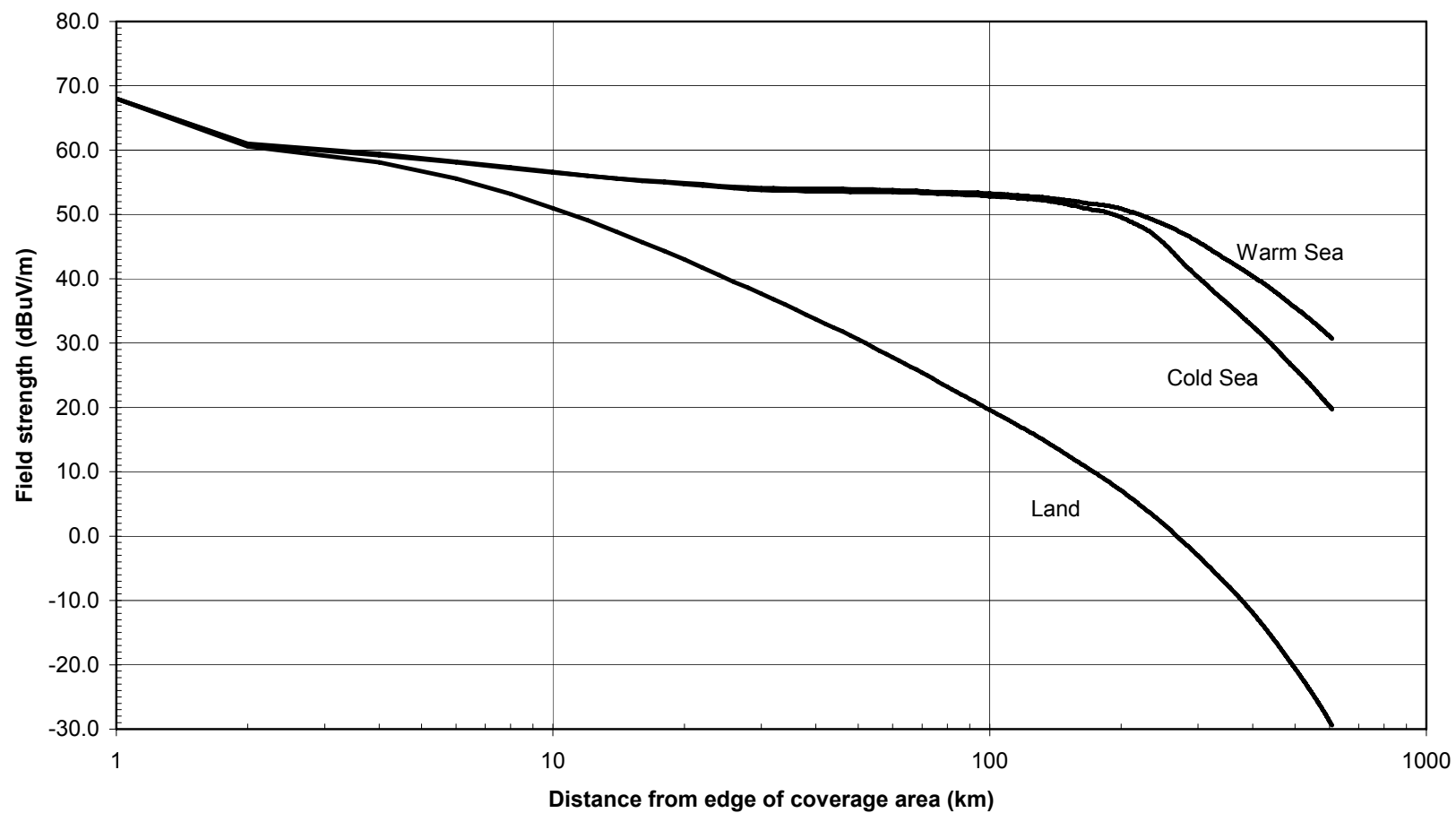
**Interference potential of Reference Network 3 (L-RN3) for 1% of the time****Figure 10b: Interference potential of Reference Network Three (L-RN3) for 1% of time**

Table 7b: Tabulated values for the interference potential of Reference Network 3 (L-RN3) for 1% of time - (1)

Distance (km)	Land	Cold sea	Warm sea	Distance (km)	Land	Cold sea	Warm sea	Distance (km)	Land	Cold sea	Warm sea	Distance (km)	Land	Cold sea	Warm sea	Distance (km)	Land	Cold sea	Warm sea
0	74.4	74.4	74.4	60	27.8	53.5	53.8	120	16.7	52.5	52.9	180	9.2	50.5	51.5	240	2.9	46.6	49.0
2	60.6	60.9	61.0	62	27.3	53.4	53.7	122	16.4	52.4	52.9	182	9.0	50.5	51.5	242	2.7	46.4	48.9
4	58.1	59.2	59.4	64	26.8	53.4	53.7	124	16.1	52.4	52.8	184	8.8	50.4	51.4	244	2.5	46.2	48.8
6	55.6	58.1	58.2	66	26.3	53.4	53.7	126	15.9	52.4	52.8	186	8.6	50.3	51.4	246	2.3	46.0	48.7
8	53.2	57.2	57.3	68	25.9	53.4	53.7	128	15.6	52.3	52.8	188	8.4	50.2	51.3	248	2.1	45.8	48.6
10	51.0	56.5	56.6	70	25.4	53.3	53.6	130	15.3	52.3	52.7	190	8.1	50.1	51.2	250	1.9	45.6	48.5
12	49.1	56.0	56.0	72	25.0	53.3	53.6	132	15.1	52.2	52.7	192	7.9	50.0	51.2	252	1.7	45.3	48.4
14	47.3	55.6	55.6	74	24.5	53.3	53.5	134	14.8	52.2	52.6	194	7.7	49.9	51.1	254	1.5	45.1	48.3
16	45.7	55.2	55.3	76	24.0	53.2	53.5	136	14.5	52.1	52.6	196	7.5	49.8	51.1	256	1.3	44.9	48.2
18	44.3	55.0	55.1	78	23.6	53.2	53.5	138	14.2	52.0	52.5	198	7.3	49.7	51.0	258	1.1	44.7	48.1
20	43.0	54.7	54.9	80	23.2	53.2	53.5	140	14.0	52.0	52.5	200	7.1	49.6	50.9	260	0.9	44.4	48.0
22	41.7	54.5	54.7	82	22.8	53.1	53.5	142	13.7	51.9	52.4	202	6.9	49.4	50.8	262	0.7	44.2	47.9
24	40.6	54.3	54.4	84	22.4	53.1	53.4	144	13.5	51.8	52.4	204	6.7	49.3	50.7	264	0.4	44.0	47.8
26	39.5	54.1	54.3	86	22.0	53.1	53.4	146	13.2	51.8	52.3	206	6.4	49.2	50.6	266	0.2	43.7	47.7
28	38.6	53.9	54.2	88	21.7	53.0	53.4	148	12.9	51.7	52.3	208	6.2	49.0	50.5	268	0.0	43.5	47.6
30	37.7	53.8	54.1	90	21.3	53.0	53.4	150	12.7	51.6	52.2	210	6.0	48.9	50.4	270	-0.2	43.3	47.4
32	36.8	53.7	54.1	92	21.0	53.0	53.4	152	12.4	51.5	52.2	212	5.8	48.8	50.4	272	-0.4	43.0	47.3
34	36.0	53.7	54.0	94	20.6	53.0	53.4	154	12.2	51.4	52.1	214	5.6	48.6	50.3	274	-0.6	42.8	47.2
36	35.2	53.7	54.0	96	20.3	52.9	53.3	156	11.9	51.4	52.1	216	5.4	48.5	50.2	276	-0.8	42.6	47.1
38	34.4	53.6	54.0	98	19.9	52.9	53.3	158	11.7	51.3	52.0	218	5.2	48.4	50.1	278	-1.0	42.3	47.0
40	33.7	53.6	54.0	100	19.6	52.8	53.3	160	11.5	51.2	52.0	220	4.9	48.2	50.0	280	-1.2	42.1	46.9
42	33.0	53.6	54.0	102	19.3	52.8	53.2	162	11.2	51.1	51.9	222	4.7	48.1	49.9	282	-1.4	41.9	46.8
44	32.4	53.6	54.0	104	19.0	52.8	53.2	164	11.0	51.0	51.8	224	4.5	48.0	49.8	284	-1.5	41.7	46.7
46	31.8	53.6	54.0	106	18.7	52.7	53.2	166	10.8	51.0	51.8	226	4.3	47.8	49.7	286	-1.7	41.5	46.6
48	31.2	53.5	53.9	108	18.4	52.7	53.1	168	10.5	50.9	51.7	228	4.1	47.7	49.6	288	-1.9	41.4	46.5
50	30.6	53.5	53.9	110	18.1	52.7	53.1	170	10.3	50.8	51.7	230	3.9	47.5	49.5	290	-2.1	41.2	46.3
52	30.0	53.5	53.9	112	17.8	52.6	53.0	172	10.1	50.7	51.6	232	3.7	47.4	49.4	292	-2.3	41.0	46.2
54	29.4	53.5	53.9	114	17.5	52.6	53.0	174	9.9	50.7	51.6	234	3.5	47.2	49.3	294	-2.5	40.8	46.1
56	28.8	53.5	53.8	116	17.2	52.5	53.0	176	9.7	50.6	51.6	236	3.3	47.0	49.2	296	-2.7	40.6	46.0
58	28.3	53.5	53.8	118	16.9	52.5	52.9	178	9.4	50.6	51.5	238	3.1	46.8	49.1	298	-2.9	40.4	45.9

Table 7b: Tabulated values for the interference potential of Reference Network 3 (L-RN3) for 1% of time - (2)

Distance (km)	Land	Cold sea	Warm sea	Distance (km)	Land	Cold sea	Warm sea	Distance (km)	Land	Cold sea	Warm sea	Distance (km)	Land	Cold sea	Warm sea	Distance (km)	Land	Cold sea	Warm sea
300	-3.0	40.3	45.8	360	-8.5	35.4	42.4	420	-13.7	31.3	39.5	480	-18.9	27.2	36.5	540	-23.8	23.7	33.8
302	-3.2	40.1	45.6	362	-8.6	35.3	42.3	422	-13.8	31.2	39.4	482	-19.1	27.1	36.4	542	-24.0	23.6	33.7
304	-3.4	39.9	45.5	364	-8.8	35.2	42.2	424	-14.0	31.0	39.3	484	-19.3	27.0	36.3	544	-24.1	23.4	33.6
306	-3.6	39.7	45.4	366	-9.0	35.0	42.1	426	-14.2	30.9	39.2	486	-19.4	26.9	36.2	546	-24.3	23.3	33.5
308	-3.8	39.6	45.3	368	-9.1	34.9	42.0	428	-14.4	30.8	39.1	488	-19.6	26.7	36.1	548	-24.5	23.2	33.4
310	-4.0	39.4	45.2	370	-9.3	34.7	41.9	430	-14.5	30.6	39.0	490	-19.7	26.6	36.0	550	-24.6	23.1	33.3
312	-4.2	39.2	45.1	372	-9.5	34.6	41.8	432	-14.7	30.5	38.9	492	-19.9	26.5	35.9	552	-24.8	23.0	33.2
314	-4.4	39.1	44.9	374	-9.7	34.4	41.7	434	-14.9	30.4	38.8	494	-20.1	26.4	35.8	554	-25.0	22.8	33.1
316	-4.6	38.9	44.8	376	-9.8	34.3	41.6	436	-15.1	30.2	38.7	496	-20.2	26.3	35.7	556	-25.1	22.7	33.1
318	-4.7	38.7	44.7	378	-10.0	34.1	41.5	438	-15.2	30.1	38.6	498	-20.4	26.1	35.6	558	-25.3	22.6	33.0
320	-4.9	38.5	44.6	380	-10.2	34.0	41.4	440	-15.4	30.0	38.5	500	-20.6	26.0	35.6	560	-25.4	22.5	32.9
322	-5.1	38.4	44.5	382	-10.3	33.8	41.3	442	-15.6	29.8	38.4	502	-20.7	25.9	35.5	562	-25.6	22.4	32.8
324	-5.3	38.2	44.3	384	-10.5	33.7	41.2	444	-15.8	29.7	38.3	504	-20.9	25.8	35.4	564	-25.8	22.2	32.7
326	-5.5	38.0	44.2	386	-10.7	33.6	41.1	446	-15.9	29.5	38.2	506	-21.0	25.7	35.3	566	-25.9	22.1	32.6
328	-5.7	37.8	44.1	388	-10.9	33.4	41.0	448	-16.1	29.4	38.1	508	-21.2	25.6	35.2	568	-26.1	22.0	32.5
330	-5.9	37.7	44.0	390	-11.0	33.3	40.9	450	-16.3	29.3	38.0	510	-21.4	25.4	35.1	570	-26.3	21.9	32.4
332	-6.0	37.5	43.9	392	-11.2	33.2	40.8	452	-16.5	29.1	37.9	512	-21.5	25.3	35.0	572	-26.4	21.8	32.3
334	-6.2	37.4	43.8	394	-11.4	33.0	40.7	454	-16.6	29.0	37.8	514	-21.7	25.2	34.9	574	-26.6	21.6	32.2
336	-6.4	37.2	43.7	396	-11.6	32.9	40.6	456	-16.8	28.9	37.7	516	-21.9	25.1	34.9	576	-26.7	21.5	32.1
338	-6.6	37.1	43.6	398	-11.7	32.8	40.5	458	-17.0	28.7	37.6	518	-22.0	25.0	34.8	578	-26.9	21.4	32.1
340	-6.7	36.9	43.4	400	-11.9	32.6	40.4	460	-17.2	28.6	37.5	520	-22.2	24.9	34.7	580	-27.1	21.3	32.0
342	-6.9	36.8	43.3	402	-12.1	32.5	40.3	462	-17.3	28.5	37.4	522	-22.4	24.7	34.6	582	-27.2	21.2	31.9
344	-7.1	36.6	43.2	404	-12.3	32.4	40.2	464	-17.5	28.3	37.3	524	-22.5	24.6	34.5	584	-27.4	21.1	31.8
346	-7.3	36.5	43.1	406	-12.4	32.2	40.1	466	-17.7	28.2	37.2	526	-22.7	24.5	34.4	586	-27.6	21.0	31.7
348	-7.4	36.3	43.0	408	-12.6	32.1	40.0	468	-17.9	28.0	37.1	528	-22.8	24.4	34.3	588	-27.7	20.8	31.6
350	-7.6	36.2	42.9	410	-12.8	32.0	39.9	470	-18.0	27.9	37.0	530	-23.0	24.3	34.2	590	-27.9	20.7	31.5
352	-7.8	36.0	42.8	412	-13.0	31.8	39.8	472	-18.2	27.8	36.9	532	-23.2	24.1	34.1	592	-28.1	20.6	31.4
354	-7.9	35.9	42.7	414	-13.1	31.7	39.7	474	-18.4	27.6	36.8	534	-23.3	24.0	34.0	594	-28.3	20.5	31.3
356	-8.1	35.7	42.6	416	-13.3	31.6	39.7	476	-18.6	27.5	36.7	536	-23.5	23.9	34.0	596	-28.4	20.4	31.3
358	-8.3	35.6	42.5	418	-13.5	31.4	39.6	478	-18.7	27.4	36.6	538	-23.7	23.8	33.9	598	-28.6	20.3	31.2
																600	-28.8	20.2	31.1



## Appendix

### PROPAGATION CURVES FOR THE 1.5 GHz BAND

(Extrapolated from the former Recommendation ITU-R P.370-7)

#### 1 Introduction

**1.1** The propagation curves represent field-strength values in the 1.5 GHz band as a function of various parameters; some curves refer to land paths, others refer to sea paths. The land path curves were prepared from data obtained mainly from temperate climates as encountered in Europe and North America. The sea path curves were prepared from data obtained mainly from the Mediterranean and the North Sea regions.

**1.2** The propagation curves represent the field-strength values exceeded at 50% of the locations (within any area of approximately 200 m by 200 m) for different percentages of time. They correspond to different transmitting antenna heights and a receiving antenna height of 10 m. The land path curves refer to a value of  $\Delta h=50$  m which generally applies to rolling terrain commonly found in Europe and North America.

**1.3** The curves in Figures 1a, 1b, 2a, 2b, 3a and 3b are given for effective transmitting antenna heights between 37.5 m and 1 200 m, each value given of the “effective height” being twice that of the previous one. For an other value of effective height, a linear interpolation between the two curves corresponding to the effective heights immediately above and below the actual value shall be used.

**1.3.1** For an effective transmitting antenna height,  $h_1$ , in the range 0 to 37.5 m, the field strength at a distance  $x$  from the transmitter is taken to be that given on the curve for 37.5 m at a distance of  $(x + 25 - 4.1\sqrt{h_1})$  km. This procedure is valid for distances beyond the radio horizon given by  $(4.1\sqrt{h_1})$  km. Field strength values for shorter distances are obtained by:

- calculating the difference between the field strength value at the radio horizon for height  $h_1$  (using the procedure given above) and the value on the 37.5 m curve for the same distance;
- subtracting the absolute value of the difference thus obtained from the field strength value on the 37.5 m curve for the actual distance involved.

This may be expressed as in the following formulae where  $E(x, h_1)$  is the field strength (dB( $\mu$ V/m)) for a distance  $x$  (km) and an effective transmitting antenna height  $h_1$  (m):

$$E(x, h_1) = E\left((x + 25 - 4.1\sqrt{h_1}), 37.5\right) \quad \text{for } x = (4.1\sqrt{h_1})$$

$$E(x, h_1) = E(x, 37.5) - E\left(4.1\sqrt{h_1}, 37.5\right) + E(25, 37.5) \quad \text{for } x < (4.1\sqrt{h_1})$$

**1.3.2** For an effective transmitting antenna height,  $h_1$ , greater than 1 200 m, the field strength at a distance  $x$  from the transmitter is taken to be that given on the curve for 1 200 m at a distance of  $(x + 142 - 4.1\sqrt{h_1})$  km. This procedure is valid for distances beyond the radio horizon, given by  $(4.1\sqrt{h_1})$  km. Field strength values for shorter distances are obtained by:

- calculating the difference between the field strength value at the radio horizon for height  $h_1$  (using the procedure given above) and the value on the 1 200 m curve for the same distance;
- adding the absolute value of the difference thus obtained to the field strength value on the 1 200 m curve for the actual distance involved.

This may be expressed as follows:

$$E(x, h_1) = E((x + 142 - 4.1\sqrt{h_1}), 1200) \quad \text{for } x > (4.1\sqrt{h_1})$$

$$E(x, h_1) = E(x, 1200) - E(4.1\sqrt{h_1}, 1200) + E(142, 1200) \quad \text{for } x < (4.1\sqrt{h_1})$$

This procedure is subject to the limitation that the value obtained does not exceed the free-space value.

**1.4** For locations probabilities other than 50%, correction values are given in Table 1. The correction values are ratios (dB) between the field strength needed for a given location probability and the field strength needed for a location probability of 50%.

**1.5** Estimates of mixed-path field strengths should be made in accordance with the methods described in section 4.

**1.6** The curves in Figures 1a, 1b, 2a, 2b, 3a and 3b are based on long-term values (several years) and may be regarded as representative of the mean climatic conditions prevailing in all the temperate regions. It should be noted, however, that for brief periods of time (e.g. for some hours or even days), field strengths may be obtained which are much higher than those shown by these curves, particularly over relatively flat terrain.

**1.7** It is known that the median field strength varies in different climatic regions, and data for a wide range of such conditions in North America and Western Europe show that it is possible to correlate the observed values of median field strength with the refractive index gradient in the first kilometre of the atmosphere above ground level. If  $n_s$  and  $n_1$  are the refractive indices at the surface and at a height of 1 km respectively, and if  $\Delta N$  is defined as  $(n_s - n_1) \times 10^6$ , then in a standard atmosphere,  $\Delta N = 40$ , the 50% curves refer to this case. If the mean value of  $\Delta N$ , in a given region, differs appreciably from 40, the appropriate median field strengths for all distances beyond the horizon are obtained by applying a correction factor of  $0.5(\Delta N - 40)$  dB to the curves. If  $\Delta N$  is not known, but information concerning the mean value of  $N_S$  is available, where  $N_S = (n_s - 1) \times 10^6$ , an alternative correction factor of  $0.2(N_S - 310)$  dB may be used, at least for temperate climates. Whilst those corrections have so far only been established for the geographical areas referred to above, they may serve as a guide to the corrections which may be necessary in other geographical areas. The extent to which it is reliable to apply similar corrections to the curves for field strengths exceeded 1% and 10% of the time is not known. It is expected, however, that a large correction will be required for the 1% and 10% values, in regions where super-refraction is prevalent for an appreciable part of the time.

## 2 Propagation curves

**2.1** The curves in Figures 1a and 1b represent field-strength values exceeded at 50% of the locations within any area of approximately 200 m by 200 m and for 50% and 1% of the time for land paths where  $\Delta h$  of 50 m is considered representative. They have been extrapolated by applying a correction to the UHF curves as given in the former Recommendation ITU-R P.370-7. For all percentages of the time and all antenna heights the field strength has been calculated by:

$$E_{1.5\text{ GHz}} = E_{\text{UHF}} + 0.5 (E_{\text{UHF}} - E_{\text{VHF}})$$

**2.2** The curves in Figures 2a, 2b, 3a and 3b represent field-strength values exceeded at 50% of the locations and for 50% and 1% of the time for sea paths in cold seas and warm seas, the climatic characteristics of those areas being likened to those observed in the North Sea and the Mediterranean, respectively. The curves as given in the former Recommendation ITU-R P.370-7 for UHF have been used for all percentages of time and all antenna heights.

**2.3** In areas subject to pronounced super-refraction phenomena, account should be taken of the information contained in section 1.7.

## 3. Location variability in area-coverage prediction

Area-coverage prediction methods are intended to provide the statistics of reception conditions over a given area, rather than at any particular point. The interpretation of such statistics will depend on the size of the area considered.

When one terminal of a radio path is stationary, and the other terminal is moved, path loss will vary continuously with location, according to the totality of influences affecting it. It is convenient to classify these influences into three main categories:

- *Multipath variations*  
Signal variations will occur over distances of about a wavelength due to vector addition of signals resulting from multipath effects, e.g. reflections from the ground, buildings, etc.
- *Local ground cover variations*  
Signal variations will occur due to obstruction by ground cover in the local vicinity, e.g. buildings, trees, etc., over distances of about the sizes of such objects. The magnitude of these variations will normally be significantly larger than multipath variations.
- *Path variations*  
Signal variations will also occur due to changes in the geometry of the entire propagation path e.g. the presence of hills, etc. For all except very short paths, the magnitude of these variations will be significantly larger than that of local ground cover variations.

In area-coverage planning, location variability normally refers to the spatial statistics of local ground cover variations, with multipath variations averaged. This approach is useful over distances substantially larger than those over which ground cover variations occur and for which path variations are still insignificant. This may be an impracticable condition for an area over which path geometry is changing rapidly, such as sloping ground.

Location variability is typically quoted for an area of the order of a square of 100-200 m side, sometimes with the additional requirement that the area is flat. The important issue is whether path geometry significantly affects variations over the area concerned.

#### 4. Calculation of mixed paths

When a path includes zones with different propagation characteristics, the following method is used which takes account of the different characteristics of the various parts of the path:

- a) For percentages of time  $< 10\%$ , the following procedure for calculating the field strength for paths crossing a land/sea boundary is used:

$$E_{m,t} = E_{l,t} + A(E_{s,t} - E_{l,t})$$

where:

$E_{m,t}$  : field strength for mixed path for  $t\%$  of the time

$E_{l,t}$  : field strength for land path equal in length to the mixed path for  $t\%$  of the time

$E_{s,t}$  : field strength for sea path equal in length to the mixed path for  $t\%$  of the time

$A$  : interpolation factor as given in Figure 4.

In cases where the path crosses more than two zones (of which at least one is sea), the linear procedure given in b) is applied, first, to those sections of the path crossing sea zones and, secondly, to those sections crossing land zones. The two resulting values of field strength are then combined using the non-linear procedure given above. For all other cases, the procedure given in b) is applied.

- b) For percentages of time  $= 10\%$ , the following procedure is to be used:

$$E_{m,t} = \sum_i \frac{d_i}{d_T} E_{i,t}$$

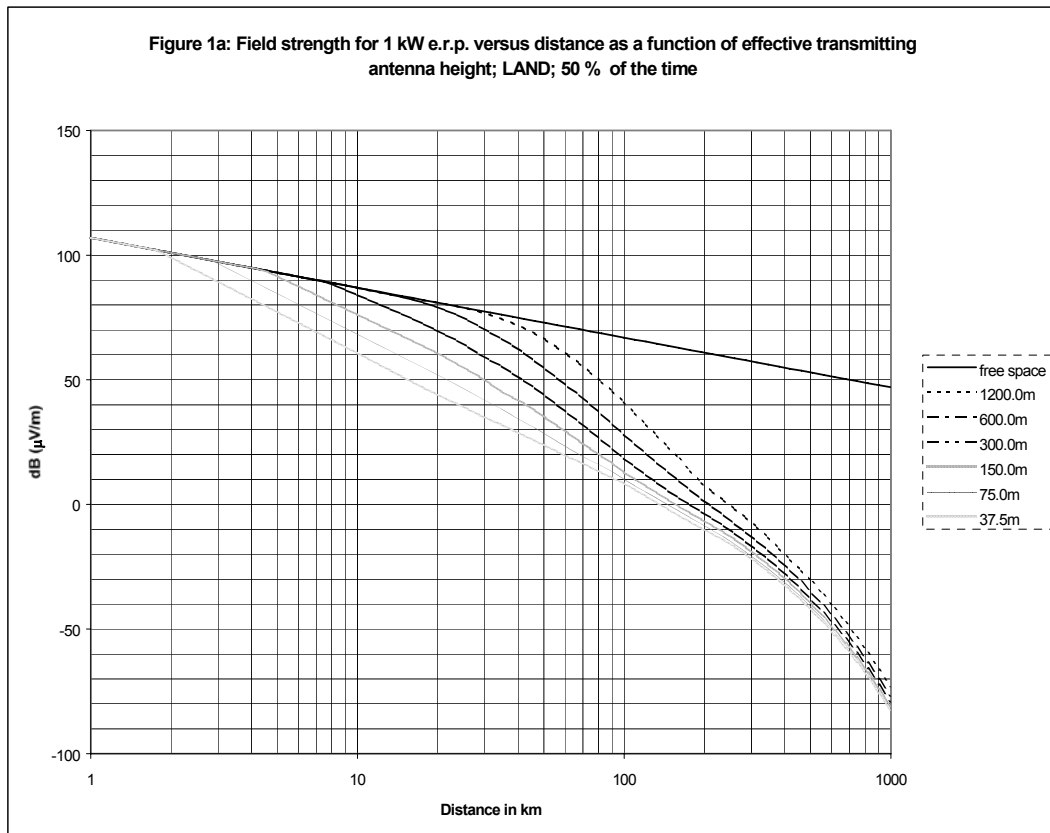
where:

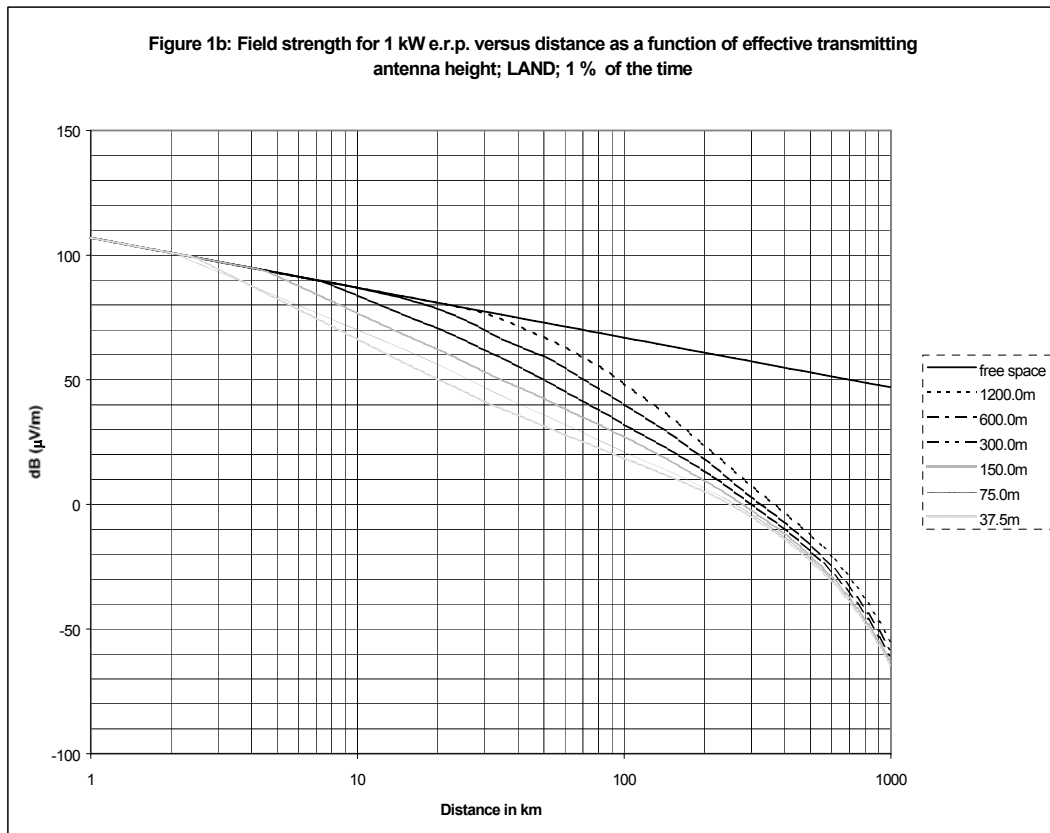
$E_{m,t}$  : field strength for mixed path for  $t\%$  of time

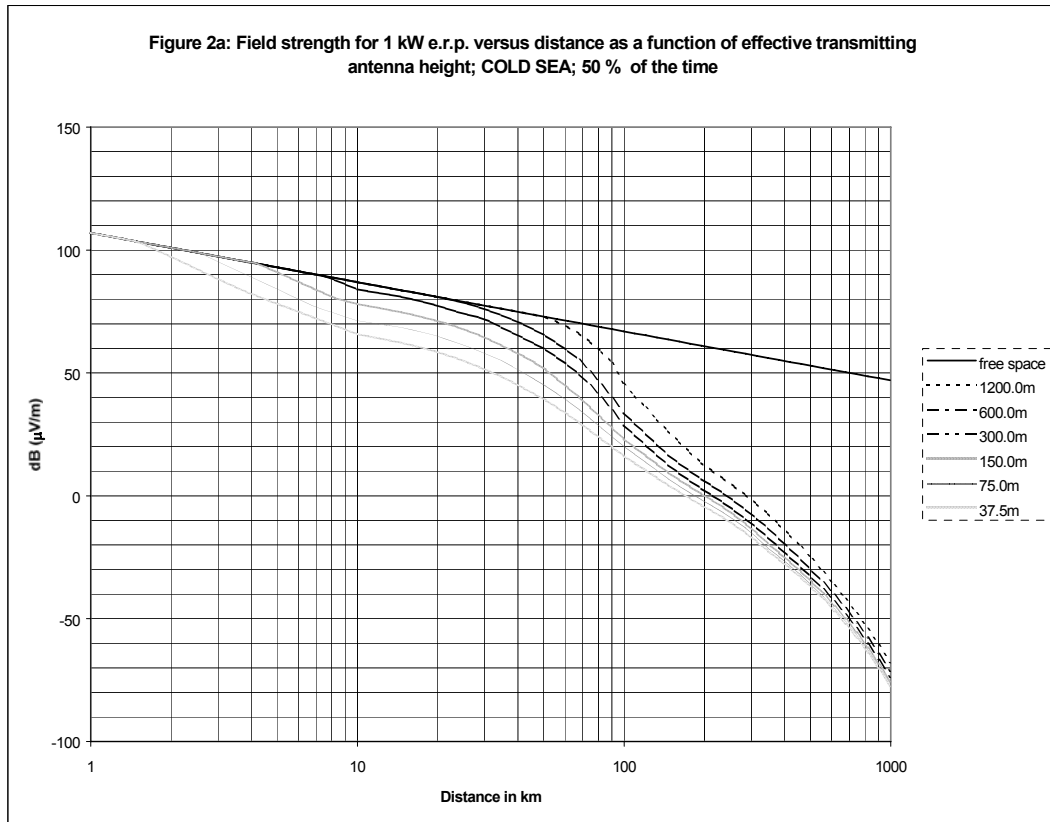
$E_{i,t}$  : field strength for path in zone  $i$  equal in length to the mixed path for  $t\%$  of time

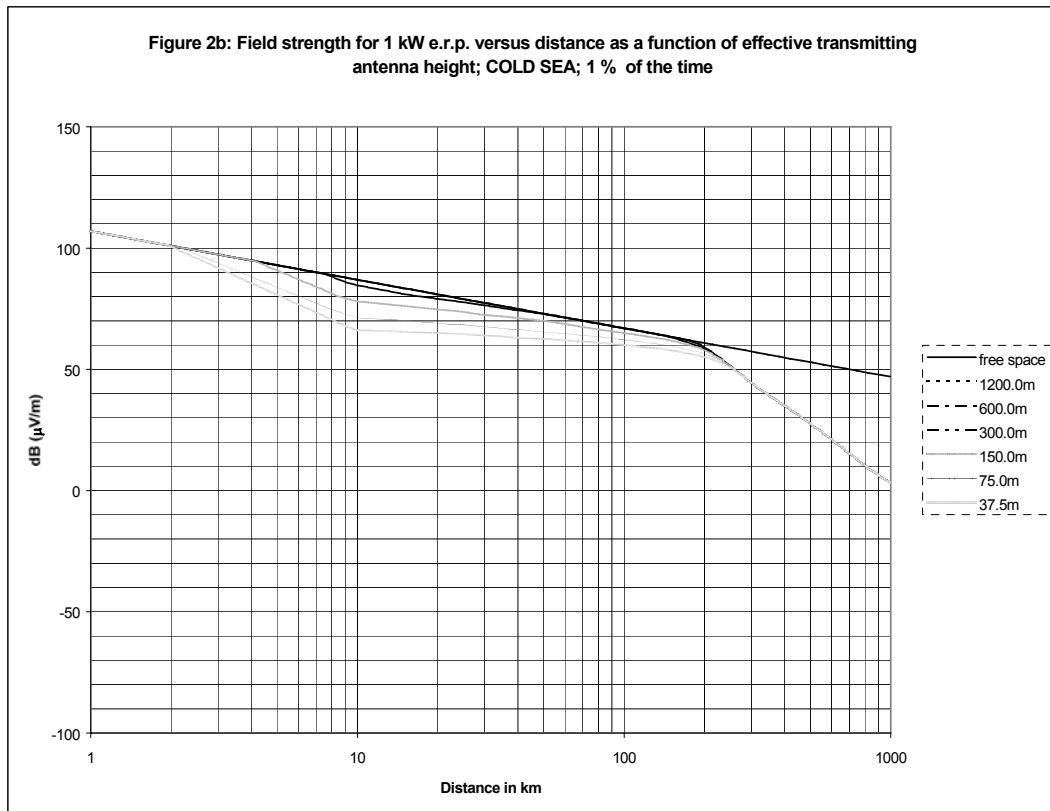
$d_i$  : length of path in zone  $i$  and

$d_T$  : length of total path.

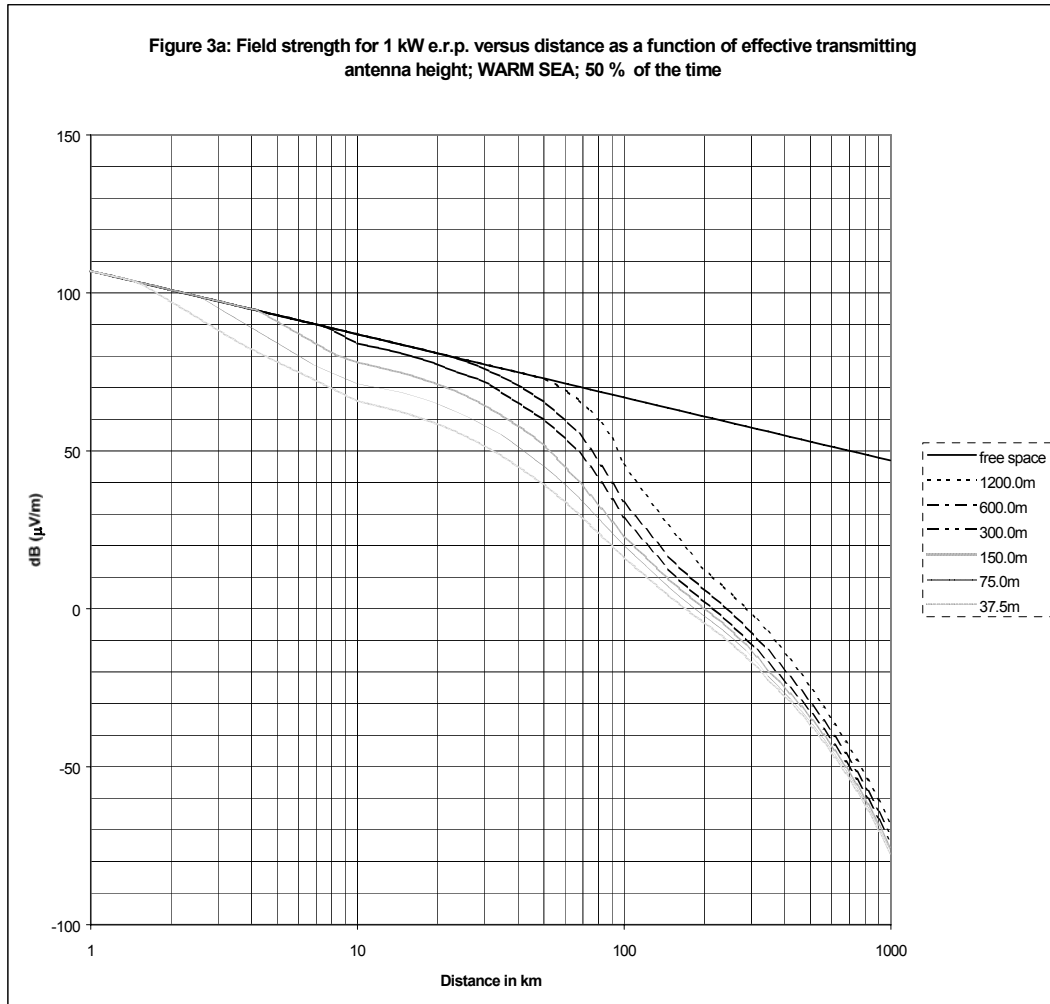


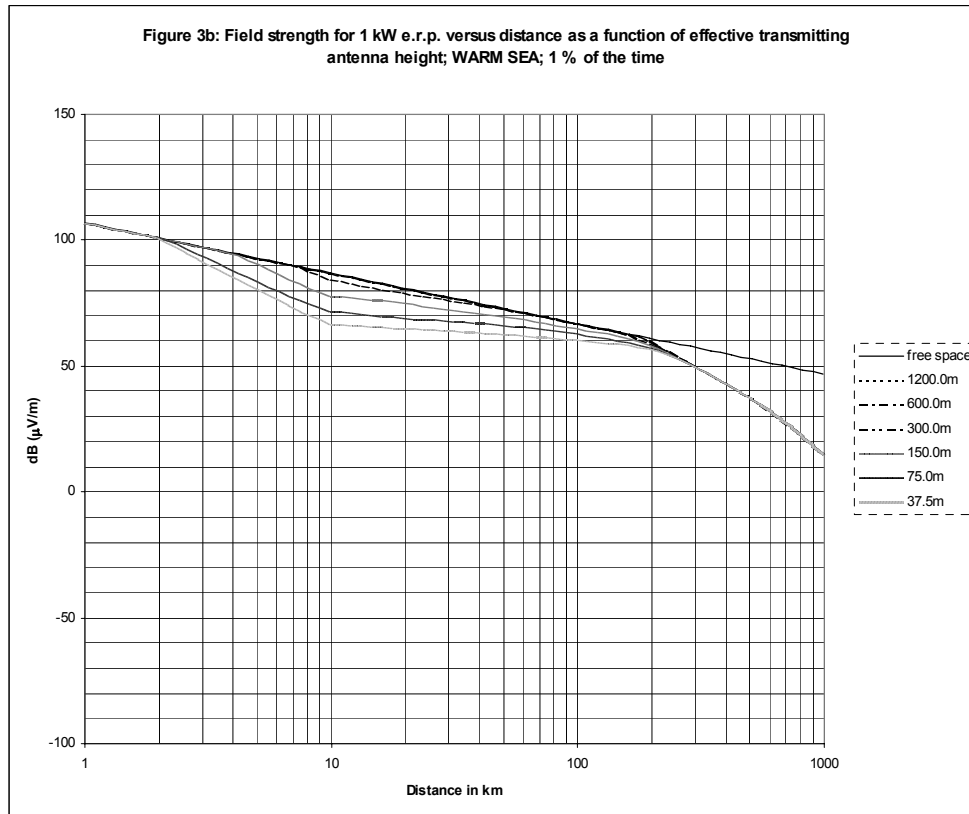










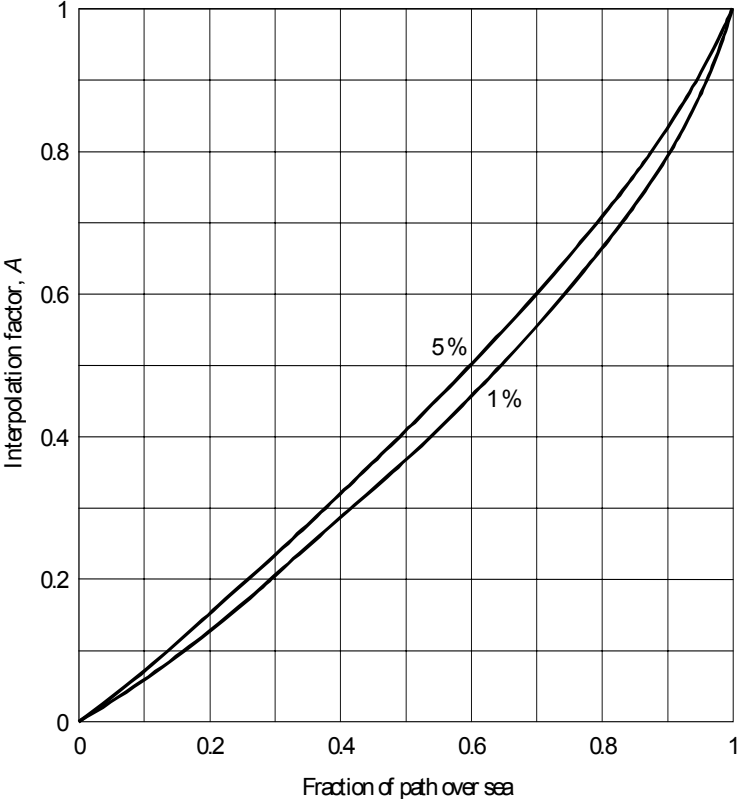


<b>PERCENTAGE (of receiving locations)</b>	<b>RATIO (dB) (of field strengths)</b>	<b>PERCENTAGE (of receiving locations)</b>	<b>RATIO (dB) (of field strengths)</b>	<b>PERCENTAGE (of receiving locations)</b>	<b>RATIO (dB) (of field strengths)</b>
1	12.797	34	2.266	67	-2.417
2	11.298	35	2.117	68	-2.570
3	10.347	36	1.969	69	-2.725
4	9.631	37	1.823	70	-2.882
5	9.049	38	1.678	71	-3.042
6	8.553	39	1.534	72	-3.204
7	8.118	40	1.391	73	-3.369
8	7.729	41	1.249	74	-3.537
9	7.375	42	1.108	75	-3.708
10	7.050	43	0.968	76	-3.883
11	6.747	44	0.829	77	-4.062
12	6.463	45	0.690	78	-4.246
13	6.196	46	0.551	79	-4.434
14	5.942	47	0.413	80	-4.628
15	5.700	48	0.275	81	-4.828
16	5.469	49	0.137	82	-5.034
17	5.248	50	0.000	83	-5.248
18	5.034	51	-0.137	84	-5.469
19	4.828	52	-0.275	85	-5.700
20	4.628	53	-0.413	86	-5.942
21	4.434	54	-0.551	87	-6.196
22	4.246	55	-0.690	88	-6.463
23	4.062	56	-0.829	89	-6.747
24	3.883	57	-0.968	90	-7.050
25	3.708	58	-1.108	91	-7.375
26	3.537	59	-1.249	92	-7.729
27	3.369	60	-1.391	93	-8.118
28	3.204	61	-1.534	94	-8.553
29	3.042	62	-1.678	95	-9.049
30	2.882	63	-1.823	96	-9.631
31	2.725	64	-1.969	97	-10.347
32	2.570	65	-2.117	98	-11.298
33	2.417	66	-2.266	99	-12.797

Table 1

**Ratio (dB) of the field strength for a given percentage of the receiving locations to the field strength for 50% of the receiving locations (for digital systems, bandwidth >1.5 MHz)**

**Figure 4**  
Interpolation for mixed land/sea paths



## ANNEX 3

**Basic characteristics of T-DAB allotments and T-DAB assignments  
to be communicated in application of the procedures  
of Article 4 and Article 6**

**Key to the symbols used in Table**

X	Mandatory information
+	Mandatory under the conditions specified in column 2
O	Optional information
C	Mandatory if used as a basis to effect coordination with another administration

**Reading the Table 1**

The rules used to link the sign with the text are based on the Table 1 column headings covering specific procedures.

- 1 If any data item has a condition attached to it, then it has a “+”.

4	if the assignment or allotment is part of a single frequency network, the identification code for the SFN	+
---	---	---

- 2 Data items grouped under a common subheading that limits the range of procedures have an “X” as the conditional nature is shown in the subheading title.

	<b>For a specific transmitting station operating at a single fixed location</b>	
7	name of the location of the transmitting station	X

TABLE 1  
Data for a T-DAB allotment or assignment

No.	CHARACTERISTICS TO BE SUBMITTED FOR EACH T-DAB ALLOTMENT OR ASSIGNMENT	Article 4 T-DAB allotment	Article 6 T-DAB assignment
<b>1</b>	<b>GENERAL INFORMATION AND FREQUENCY CHARACTERISTICS</b>		
1.1	ITU symbol of the notifying administration (see the Preface)	X	X
1.2	Status code (Add, Modify, Suppress)	X	X
1.3	Unique identification code given by the administration to the allotment or assignment (AdminRefId)	X	X
1.4	Plan entry code (1 – Assignment, 3 – Allotment) <sup>3</sup>	X	X
1.5	For assignments, the unique identification code for the associated allotment		+
1.6	Assigned frequency (MHz)	X	X
1.7	Frequency block <sup>4</sup>		X
1.8	If the centre frequency of the emission is offset from the assigned frequency, the frequency offset (kHz)	+	+
1.9	Date (actual or foreseen, as appropriate) of bringing the frequency assignment (new or modified) into use		X
<b>2</b>	<b>LOCATION OF THE ANTENNA(S)</b>		
2.1	Name of the location of the transmitting station		X
2.2	Digital broadcasting allotment name	X	X <sup>2</sup>
2.3	Symbol for the country or geographical area (see the Preface)		X
2.4	Geographical coordinates of the transmitting antenna in:		
2.4.1	latitude (±DDMMSS)		X
2.4.2	longitude (±DDMMSS)		X
<b>2.5</b>	<b>For an allotment:</b>		
2.5.1	If all the test points are on the country or geographical area boundary for this allotment, the symbol for the country or geographical area	+	
2.5.2	If not all the test points for the allotment are on the country or geographical area boundary, the number (up to 9) of sub-areas within this allotment (if there is no subdivision, enter 1 for the unique contour number)	+	
<b>2.5.3</b>	<b>For each allotment area<sup>1</sup>:</b>		
2.5.3.1	A unique contour number	X	
2.5.3.2	The number of boundary test points (up to 99)	X	
2.5.3.3	The geographical coordinates of each boundary test point in:		
2.5.3.3.1	latitude (±DDMMSS)	X	
2.5.3.3.2	longitude (±DDMMSS)	X	

X

<sup>3</sup> Only a sub-set of possible options used in the context of GE06 is applicable for MA02revCO07 T-DAB Plan entries.

<sup>4</sup> Not used in the context of GE06.

No.	CHARACTERISTICS TO BE SUBMITTED FOR EACH T-DAB ALLOTMENT OR ASSIGNMENT	Article 4 T-DAB allotment	Article 6 T-DAB assignment
2.5.3.4	The number of calculation test points <sup>2</sup>	X	
2.5.3.5	The geographical coordinates of each calculation test point in:		
2.5.3.5.1	latitude ( $\pm$ DDMMSS) <sup>2</sup>	X	
2.5.3.5.2	longitude ( $\pm$ DDMMSS) <sup>2</sup>	X	
<b>3 DIGITAL BROADCASTING SYSTEM CHARACTERISTICS</b>			
3.1	Type of reference network (L-RN1, L-RN2 or L-RN3)	X	
3.2	Type of spectrum mask (see §2.3 of Annex 2)	C	X
3.3	If the polarization is horizontal or mixed, the maximum effective radiated power of the horizontally polarized component in the horizontal plane (dBW)		+
3.4	If the polarization is vertical or mixed, the maximum effective radiated power of the vertically polarized component in the horizontal plane (dBW)		+
<b>4</b>	<b>ANTENNA CHARACTERISTICS</b>		
4.1	Antenna directivity (directional (D) or non-directional (ND))		X
4.2	Polarization (H – horizontal, or V – vertical, or M – mixed) <sup>1</sup>	X	X
4.3	Height of transmitting antenna above ground level (m)		X
4.4	Altitude of the site above sea level (m) measured at the base of the transmitting antenna		X
4.5	Maximum effective antenna height (m)		X
4.6	Effective antenna height (m) at 36 different azimuths in 10° intervals, measured in the horizontal plane from True North in a clockwise direction		X
4.7	If the polarization is horizontal or mixed, the value of the antenna attenuation (dB) of the horizontally polarized component, normalized to 0 dB, at 36 different azimuths in 10° intervals, measured in the horizontal plane from True North in a clockwise direction		+
4.8	If the polarization is vertical or mixed, the value of the antenna attenuation (dB) of the vertically polarized component, normalized to 0 dB, at 36 different azimuths in 10° intervals, measured in the horizontal plane from True North in a clockwise direction		+
<b>5</b>	<b>COORDINATION AND AGREEMENT</b>		
5.1	If coordination is necessary and agreement has been obtained:		
5.1.1	the ITU symbol of the administration with which coordination has been effected	+	+
<b>6</b>	<b>REMARKS<sup>5</sup></b>		
6.1	Any comment designed to assist the Plan Management Body in processing the notice	O	O

<sup>5</sup> It is advised to indicate if the assignment is implemented under the provisions of paragraph 6.1.2 together with the associated other frequency blocks.

## Appendix 1 to Annex 3

### ALL notice - T-DAB allotment

Data item	M/O <sup>6</sup>	Comments
<HEAD>	M	Beginning of the <HEAD> section
t_adm	M	The three-character ITU symbol for the name of the administration responsible for submission.
</HEAD>	M	End of the <HEAD> section
<NOTICE>	M	Beginning of section <NOTICE> for the allotment 1
t_notice_type = ALL	M	The type of notice ALL for T-DAB allotments
t_fragment = MA02revCO07	M	The part of the database to be updated. The value must be: <i>t_fragment = MA02revCO07</i>
t_action	M	Status code - the action to be taken regarding this notice ADD/MOD/SUP
t_adm_ref_id	M	Administration's unique identifier, assigned by the administration.
t_plan_entry	M	Plan entry code (must be <i>t_plan_entry=3</i> )
t_freq_assgn	M	Assigned frequency (MHz)
cept_block	O	Not required by GE06. Included for consistency with the old data formats
t_offset	O	Centre frequency offset in kHz
t_allot_name	M	Digital broadcasting T-DAB allotment name.
t_geo_area	O	If all the test points are on the country boundary for this allotment, the symbol for the country
t_nb_sub_areas = 1	O	If not all the allotment boundary points are on the country boundary this field must contain the value: <i>t_nb_sub_areas = 1</i>
t_contour_id	M	A unique contour identification number. It is recommended to use the allotment identification number as provided in <i>t_adm_ref_id</i>
cept_ref_netw	M	Reference network Must be one of the following: <i>L-RN1, L-RN2, or L-RN3</i> .
t_spect_mask	M	Spectrum mask identifier - 1 character.
t_polar	M	Polarization (H, V, M).
t_remarks	O	Repeat as required
<COORD>	O	Beginning of sub-section <COORD>
t_adm	O	ITU symbol designating the administration with which coordination has been successfully completed. Repeat as appropriate.
</COORD>	O	End of sub-section <COORD>
<AGR>	O	Not required by GE06. Beginning of the section <AGR> that contains the number of the bilateral agreements reached between administrations in the establishment of the Plan
cept_agrn	O	Not required by GE06. Number of agreements
cept_agrxxx	O	Not required by GE06. Agreement numbers of the Plan.
</AGR>	O	Not required by GE06. End of the section <AGR> that contains the number of the bilateral agreements reached between administrations in the establishment of the Plan
</NOTICE>	M	End of section <NOTICE> for the allotment 1
<NOTICE>		Beginning of notice for the allotment 2
...		Data items for notice 2
</NOTICE>		End of notice for the allotment 2
<TAIL>	M	Beginning of section <TAIL>
t_num_notices	M	The number of notices contained in the file.

<sup>6</sup> M - Mandatory; O - Optional



Data item	M/O <sup>s</sup>	Comments
</TAIL>	M	End of section <TAIL>

## TPR notice - T-DAB allotment boundary points

Data item	M/O <sup>4</sup>	Comments
<HEAD>	M	Beginning of the <HEAD> section
t_adm	M	The three-character ITU symbol for the name of the administration responsible for submission.
</HEAD>	M	End of the <HEAD> section
<NOTICE>	M	Beginning of section <NOTICE> for the allotment 1
t_notice_type = TPR	M	The type of notice TPR for T-DAB allotment
t_action	M	Status code - the action to be taken regarding this notice ADD/MOD/SUP
t_contour_id	M	A unique contour identification number. It is recommended to use the allotment identification number as provided in <i>t_adm_ref_id</i> in the ALL notice
t_nb_test_pts	M	Number of test points (minimum 3, maximum of 99)
<POINT>	M	Beginning of sub-section <POINT> for the test point 1
t_lat	M	The latitude of the test point 1
t_long	M	The longitude of the test point 1
</POINT >	M	End of sub-section <POINT > for the test point 1
<POINT>	M	Beginning of sub-section <POINT> for the test point 2
t_lat	M	The latitude of the test point 2
t_long	M	The longitude of the test point 2
</POINT >	M	End of sub-section <POINT > for the test point 2
<POINT>	M	Beginning of sub-section <POINT> for the test point x
.....		Repeat for each test point.
</POINT >	M	End of sub-section <POINT > for the test point x
</NOTICE>	M	End of notice for the allotment1
<NOTICE>		Beginning of notice for the allotment 2
		Data items for the allotment 2
</NOTICE>		End of notice for the allotment 2. Repeat for each allotment necessary.
<NOTICE>		Beginning of notice for the allotment X
		Repeat for each allotment necessary.
</NOTICE>		End of notice for the allotment X.
<TAIL>	M	Beginning of section <TAIL>
t_num_notices	M	The number of notices contained in the file.
</TAIL>	M	End of section <TAIL>

Additional information regarding notices ALL (corresponding to GS2) and TPR (corresponding to GA1), including permissible values for the data items in the tables above, can be found in the ITU-R CR/262 of 11 August 2006.

The file structure to be used for submission of electronic notices is described in the ITU CR/120 of 31 March 1999.

## TPC notice - calculation test points of T-DAB allotments

Data item	M/O <sup>4</sup>	Comments
<HEAD>	M	Beginning of the <HEAD> section.
t_adm	M	The three-character ITU symbol for the name of the administration responsible for submission.
</HEAD>	M	End of the <HEAD> section
<NOTICE>	M	Beginning of section <NOTICE> for the first allotment 1
t_notice_type = TPC	M	The type of notice TPC for calculation test points of T-DAB allotments
t_action	O	Status code - the action to be taken regarding this notice ADD/MOD/SUP
t_contour_id	M	A unique contour identification number. It is recommended to use the allotment identification number as provided in <i>t_adm_ref_id</i> in the ALL notice
cept_nb_tpc	M	Number of calculation test points (maximum of 99)
<POINT>	M	Beginning of sub-section <POINT> for the calculation test point 1
cept_tpc_lat	M	The latitude of the calculation test point 1
cept_tpc_long	M	The longitude of the calculation test point 1
</POINT >	M	End of sub-section <POINT > for the calculation test point 1
<POINT>	M	Beginning of sub-section <POINT> for the calculation test point 2
cept_tpc_lat	M	The latitude of the calculation test point 2
cept_tpc_long	M	The longitude of the calculation test point 2
</POINT >	M	End of sub-section <POINT > for the calculation test point 2
<POINT>	M	Beginning of sub-section <POINT> for the calculation test point x
.....		Repeat for each calculation test point
</POINT >	M	End of sub-section <POINT > for the calculation test point x
</NOTICE>	M	End of the notice for the allotment 1
<NOTICE>	M	Beginning of the notice for the allotment 2
		TPC data for the allotment 2
</NOTICE>	M	End of notice for the allotment 2
<NOTICE>		Beginning of notice for the allotment X
		Repeat for each allotment necessary.
</NOTICE>		End of notice for the allotment X.
<TAIL>	M	Beginning of section <TAIL>
t_num_notices	M	The number of notices contained in the file.
</TAIL>	M	End of section <TAIL>

## Appendix 2 to Annex 3

### ASS notice - T-DAB assignment

Data item	M/O <sup>4</sup>	Comments
<HEAD>	M	Beginning of the <HEAD> section
t_adm	M	The three-character ITU symbol for the name of the administration responsible for submission.
</HEAD>	M	End of the <HEAD> section
<NOTICE>	M	Beginning of the section <NOTICE> for the notice 1
t_notice_type = ASS	M	The type of notice is ASS for T-DAB assignments
t_fragment = MA02revCO07	M	The part of the database to be updated. The value must be: <i>t_fragment = MA02revCO07</i>
t_action	M	Status code - the action to be taken regarding this notice ADD/MOD/SUP
t_adm_ref_id	M	Administration's unique identifier, assigned by the administration.
t_plan_entry	M	Plan entry code (must be <i>t_plan_entry=1</i> )
t_associated_adm_allot_id	M	Unique identifier of T-DAB allotment to which this assignment is related.
t_freq_assgn	M	Assigned frequency (MHz)
cept_block	O	Not required by GE06. Included for consistency with the old data formats
t_offset	O	Centre frequency offset in kHz
t_d_inuse	M	Date (actual or foreseen, as appropriate) of bringing the frequency assignment (new or modified) into use
t_site_name	M	The name of the site where the transmitting antenna is located.
cept_allot_name	O	Not required by GE06. Included for consistency with the old data formats
t_ctry	M	The three-character ITU symbol for the name of the geographic area where the transmitting antenna is located.
t_long	M	The longitude of the transmitting antenna site.
t_lat	M	The latitude of the transmitting antenna site.
t_spect_mask	M	Spectrum mask identifier - 1 character.
t_erp_h_dbw	+	The maximum horizontally polarized ERP (dBW). Mandatory if Polarisation is H or M. At least one of the two ( <i>t_erp_h_dbw</i> or <i>t_erp_v_dbw</i> ) must be present in the record.
t_erp_v_dbw	+	The maximum vertically polarized ERP (dBW). Mandatory if Polarisation is V or M. At least one of the two ( <i>t_erp_h_dbw</i> or <i>t_erp_v_dbw</i> ) must be present in the record.
t_ant_dir	M	Antenna directivity (Directional/Non-Directional)
t_polar	M	Polarization (H, V, M).
t_hgt_agl	M	The height (in metres) above ground level of the centre of radiation.
t_site_alt	M	Altitude of site above sea level(in metres), a sign followed by a number).
t_eff_hgtmax	M	The maximum effective height (in metres).
t_remarks	O	Repeat as required.
<ANT_HGT>	M	Beginning of sub-section for effective antenna heights.
t_eff_hgt@azmzzz	M	Effective antenna height (m) at 36 different azimuths in 10° intervals, measured in the horizontal plane from True North in a clockwise direction (zzz from 0 to 350 in 10° intervals)
</ANT_HGT>	M	End of sub-section <ANT_HGT> for effective ant. heights.
<ANT_DIAGR_H>	+	If the polarisation is horizontal or mixed and antenna directivity is directional, the beginning of sub-section <ANT_DIAGR_H> for attenuation of the horizontal polarised component (dB)

Data item	M/O <sup>4</sup>	Comments
t_attn@azmzzz	+	If the polarization is horizontal or mixed, the value of the antenna attenuation (dB) of the horizontally polarized component, normalized to 0 dB, at 36 different azimuths in 10° intervals, measured in the horizontal plane from True North in a clockwise direction
</ANT_DIAGR_H>	+	If the polarisation is horizontal or mixed and antenna directivity is directional, the end of sub-section <ANT_DIAGR_H> for attenuation of the horizontal polarised component (dB).
<ANT_DIAGR_V>	+	If the polarisation is vertical or mixed and antenna directivity is directional, the beginning of sub-section <ANT_DIAGR_V> for attenuation of the vertical polarised component (dB)
t_attn@azmzzz	+	Antenna attenuation (normalised to 0dB) at azimuth zzz degrees from the True North (zzz from 0 to 350 step 10)
</ANT_DIAGR_V>	+	If the polarisation is vertical or mixed and antenna directivity is directional, the end of sub-section <ANT_DIAGR_V> for attenuation of the vertical polarised component (dB).
<COORD>	O	Beginning of sub-section <COORD>
t_adm	O	ITU symbol designating the administration with which coordination has been successfully completed. Repeat as appropriate.
</COORD>	O	End of sub-section <COORD>
<AGR>	O	Not required by GE06. Beginning of the section <AGR> that contains the number of the bilateral agreements reached between administrations in the establishment of the Plan
cept_agrn	O	Not required by GE06. Number of agreements
cept_agrxxx	O	Not required by GE06. Agreement numbers of the Plan.
</AGR>	O	Not required by GE06. End of the section <AGR> that contains the number of the bilateral agreements reached between administrations in the establishment of the Plan
</NOTICE>	M	End of the section <NOTICE> for the notice 1
<NOTICE>		Beginning of the notice 2
...		Data items for notice 2
</NOTICE>		End of the notice 2
<TAIL>	M	Beginning of the section <TAIL>
t_num_notices	M	The number of notices contained in the file.
</TAIL>	M	End of the section <TAIL>

Additional information for the ASS notice (corresponding to GS1), including permissible values for the data items in the table above, can be found in the ITU-R CR/262 of 11 August 2006.

The file structure to be used for submission of electronic notices is described in the ITU CR/120 of 31 March 1999.

## ANNEX 4

## TECHNICAL PROCEDURES FOR CO-ORDINATION

**1. INTRODUCTION**

The T-DAB Allotment Plan was developed using the concept of test points, T-DAB reference networks and agreements between administrations. Test points along the boundary of each T-DAB allotment area and for other services to be protected were supplied by administrations to the Planning Meeting.

This Annex describes the detailed procedures for:

- converting an allotment into one or more assignments;
- the addition or modification of an allotment.

**2. PROCEDURES FOR THE CONVERSION OF AN ALLOTMENT INTO ONE OR MORE ASSIGNMENTS****2.1 General procedures**

The following procedures have been determined to enable the implementation of the Plan without undue restrictions.

It is assumed that a T-DAB allotment will be implemented as a set of transmitting stations operating as a single frequency network. The latter is referred to below as a “real network”.

The individual field strength, at any test point, produced by each transmitter of a real network should be determined using the field strength prediction method specified in Section 2 of Annex 2.

In the case of potential interference to the aeronautical mobile service, the free space propagation model is to be used, subject to a line of sight condition between transmitter and test point and also subject to a maximum distance of 500 km. The value of the determined individual field strength should be modified, where relevant, by taking account of any receiving antenna discrimination. The cumulative interfering field strength is calculated by the power sum method, with the result rounded to one decimal place as explained below.

Only the interference from that allotment being converted into assignments will be taken into account.

The individual field strengths obtained at any test points from all transmitting stations of the T-DAB allotment are processed in decreasing order. The power sum is obtained as follows:

- starting from the highest, the power values equivalent to the interfering field strengths are added, one after the other;
- at each summation, the result is compared to the previous one;
- if the increase in power is greater than or equal to 0.5 dB, the summation process continues;
- if the increase in power would be less than 0.5 dB, the summation process is stopped and 0.5 dB is added, giving the result of the power sum.

In order to provide flexibility for the development of T-DAB services, it is necessary to provide an overall limit for the interference which could be created by a set of T-DAB assignments. In order to do this, a limited number of calculation test points are introduced (see Appendix 1).

To avoid ambiguity, the Plan Management Body will determine the position of the calculation test points for each allotment and distribute them to all administrations, after resolution of potential anomalies in the position of the test points with the relevant administration.

Agreed coastlines are needed for the calculation of the mixed paths and agreed country borders are needed to identify any affected country or countries. The country boundary data and the coastline shall be the latest version of the ITU Digital World Map (IDWM) .

In addition to any constraints arising from the protection requirements detailed in sections 2.2 and 2.3, if the cumulative field strength from the transmitters of the real network exceeds 41.0 dB( $\mu$ V/m) at any of the calculation test points (see Appendix 1), co-ordination is required with those countries:

- touched by a calculation test point at which the cumulative field strength value exceeds 41.0 dB( $\mu$ V/m); or
- lying along the extension of the line which defines the calculation test point location, to a point at which a field strength value of 41.0 dB( $\mu$ V/m) is reached.

If, with regard to Section 3 in the procedure for the addition or modification of an allotment, values of the maximum permissible cumulative field strengths at the calculation test points lower than 41.0 dB( $\mu$ V/m) were notified, then co-ordination is required in the same way as if these values were exceeded.

If an assignment requested to be converted from an allotment exceeds the relevant limits, administrations may seek agreement between each other. If this is not possible, Section 3 can be applied.

## **2.2 Compatibility of T-DAB with T-DAB**

### **2.2.1 Protection of co-block allotments**

At the boundary test points describing any other co-block allotment, the interfering field strength level of 41.0 dB( $\mu$ V/m) must not be exceeded by a real network, unless there are special agreements between the administrations concerned. Such agreements are to be reached by bi-lateral or multi-lateral co-ordination. This value implies that the field strength to be protected becomes 69.0 dB( $\mu$ V/m) on the basis of a protection ratio of 10 dB and a margin of 18 dB (to allow for protection at 99 % of locations). In the case of Reference Network Two and Reference Network Three the field strength values should be increased by 2 and 4 dB, respectively.

In the case of allotments or assignments which are co-ordinated after the Maastricht Planning Meeting and where the calculation test points of the affected or co-ordinated co-block allotment are located inside the area of the other allotment, there should be notified a record of the maximum

interfering field strength levels at individual test points of the affected and co-ordinated co-block allotments accepted when allotments are converted into assignments.

### **2.2.2 Protection of adjacent blocks in nearby areas**

Co-ordination is needed if the cumulative interfering field strength of the real network is greater than 81 dB( $\mu$ V/m) at the boundary of any allotment with a frequency block adjacent to that of the allotment being converted to assignments. If the interfering field strength contour of the proposed station crosses the boundary of a nearby adjacent block allotment, it may be necessary to make a visual inspection of the relevant maps and undertake calculations to specify additional test points, taking account of topography.

### **2.3 Compatibility of T-DAB with Other Services**

The cumulative interfering field strength resulting from the real network is to be checked at each boundary test point of the Other Service lying inside a circle with a radius of 500 km, around each boundary test point of the allotment being converted into assignments.

If there is no special agreement on the conditions of use of a T-DAB allotment with regard to the Other Services, the maximum permissible field strength (calculated as stated in Section 4.2.2. of Annex 2) to protect the relevant Other Service is to be observed.

The calculation of the maximum permissible field strength must take into account the field strength value to be protected which is specified in the data used at the planning meeting where this is higher than the default value given in Annex 2 for this Other Service.

Co-ordination is needed if the maximum permissible field strength value is exceeded by the cumulative interfering field strength of the real network at any boundary test point for a given Other Service requirement as described in Section 4.2.2 of Annex 2.

However, a T-DAB allotment in Annex 1 with no asterisk and no other conditions for use can be converted into T-DAB assignments without restrictions provided the cumulative interfering field strength of the real network does not exceed the worst case interfering field strength from a reference network situated at any of the boundary test points of the T-DAB allotment.

If there is a special agreement on the conditions of use of a T-DAB allotment with regard to the Other Services, co-ordination must be undertaken:

- if the agreement specifies that co-ordination is required before conversion of the allotment;  
or
- if the cumulative interfering field strength from the real network exceeds the agreed value, where such a value is specified in the agreement; or
- in the case where the agreement includes neither requirement for co-ordination nor specific field strength limit for T-DAB,
  - if the cumulative interfering field strength of the real network exceeds the worst case interference from a reference network situated at any boundary test point of the T-DAB allotment at any of the boundary test points of the Other Service area, except,



- for those boundary test points of the Other Service area at which the cumulative interfering field strength does not exceed the maximum permissible field strength value (calculated as stated in Section 4.2.2 of Annex 2);
- those which lie within a distance of 10 km from the T-DAB allotment, initially approximated by using the boundary test points;
- and also if the cumulative interfering field strength exceeds the value 38 dB( $\mu$ V/m) at any special calculation test point lying within the Other Service area; these special calculation test points shall be constructed in accordance with Appendix 1 to this Annex.

In this last case, at any of these test points, a cumulative interference field strength of the real network shall be accepted if it does not exceed the worst case interfering field strength from a reference network situated at any of the boundary test points of the T-DAB allotment, as this is the implication of an agreement without explicit restrictions.

Furthermore, when considering requests for co-ordination, administrations should note that it is difficult, when planning real networks, to avoid exceeding the field strength from a reference network by small amounts (1 to 2 dB), at a small number of test points. Such cases should be considered in a spirit of co-operation during the co-ordination process.

### **3. PROCEDURES FOR THE ADDITION OR MODIFICATION OF AN ALLOTMENT**

In the application of the procedures given in Article 4, the methods and criteria given in Annex 2 have to be used to determine whether any other administration is affected by a proposal for a new or modified allotment.

Co-ordination is necessary if the allotment would, using one of the reference networks defined in Annex 2:

- cause field strengths greater than or equal to 38 dB( $\mu$ V/m) at the boundary of any other administration; or,
- with regard to any other services, cause field strengths greater than or equal to the maximum allowable interfering field strengths at the boundary of any other administration.

Co-ordination requests will be dealt with by the Plan Management Body in the order in which they are received, the date of reception of each request being recorded and published with the request.

Where a co-ordination request is submitted before the Plan Management Body publishes a co-ordination request from another administration, and where these two requests are mutually incompatible, they shall have an equivalent status in bilateral negotiations between the administrations concerned.

It is admissible for a requesting administration to include, as given in Annex 3B, the full technical characteristics of the assignments which are intended to be used to serve the allotment area. In such a case, the requesting administration should declare in the co-ordination pro-forma based on Annex 3A, that these assignments are to be used in interference calculations for the co-ordination process, instead of one of the reference networks defined in Annex 2.

The construction of calculation test points is the same procedure as given in Appendix 1 of this Annex. However, in the case described in the previous paragraph, the calculation test points are situated where the transmitting stations of these assignments create a cumulative field strength of 38 dB( $\mu$ V/m). If a subsequent conversion of the allotment involves assignments which differ in any respect from those included in the co-ordination of the allotment, then the procedure of Section 2.1 of this Annex shall be applied.

An administration receiving a request for co-ordination of an allotment which is co-block with one of its existing allotments may make agreement to this request conditional on the maintenance of its existing rights of implementation for this existing allotment. The effect of such a condition is that the new allotment would then not have a right of protection from the existing allotment within the contour described by the latter's calculation test points.

The introduction of frequency offsets for T-DAB blocks contained in the Plan is considered as a modification which must be co-ordinated. The relevant co-ordination criteria for T-DAB against T-DAB would have to be agreed upon among the administrations concerned.

The use of frequency offsets for T-DAB blocks relative to the frequencies adopted in the Plan may be considered, for example, for the purpose of reducing adjacent block interference; Such changes involve design implications for T-DAB receivers and the effect of the offsets needs to be co-ordinated between the administrations concerned within the procedures for addition or modification of an allotment. In any event, the number of offset values should be kept to a minimum.

#### **4. GENERAL**

The principle of an equitable distribution of frequency resources shall be taken into account, in particular, if co-ordination requests are made for allotments which may have major effects on the T-DAB development plans of other administrations. In this case, the requesting administration should inform the countries affected prior to sending out the co-ordination request. However, in requesting an addition or modification of an allotment, the requesting administration should have a real intention to convert its allotment into one or more assignments within a suitable time period. In addition, it should be recognized that the requirements may vary in nature and detail from country to country. If necessary, administrations may apply the procedures given in paragraph 2.4 of Article 2.

In cases of bi-lateral or multi-lateral agreements, administrations may agree to use different field strength prediction models, e.g. considering topographic elements. Similarly, they may also agree on a programme of measurements to confirm predicted results.

## APPENDIX 1

## CONSTRUCTION OF CALCULATION TEST POINTS

1 The locations of the calculation test points are to be determined using the following procedure.

2 Perpendicular bisectors:

calculation test points are located outside the allotment area, along the perpendicular bisector of each of the lines joining adjacent boundary test points, where the field strength from the reference network would be 38.0 dB( $\mu$ V/m). Examples are point P in Figures 1, 3 and 5, points 2, 4, 6, 8, and 14 in Figure 7 and points 1b and 1c in Figure 8.

3 Angular bisectors:

further calculation test points are located outside the allotment area, along the bisector of the angle formed by the lines joining each boundary test point with its two adjacent boundary test points, where the field strength from the reference network would be 38.0 dB( $\mu$ V/m). Examples are point P in Figures 2, 4 and 6, points 1, 3, 5, 7, 10 and 13 in Figure 7, points 1a, 2a and 3a in Figure 8 and point 2e in Figure 9.

Taking account of the allotment boundary geometry shown in Figures 8 and 9, the following procedures are to be applied:

3.1 In the case where  $\alpha < 180^\circ$  (see Figure 8):

- additional calculation test points are located outside the allotment area, along the perpendiculars to the lines joining point A to B, and point C to B, where the field strength from the reference network situated at point B would be 38.0 dB( $\mu$ V/m). Test points 1e and 1d are the result.
- If the distance between the constructed additional calculation test points 1e and 1d to calculation test point 1a is larger than 45 km additional test points are constructed by subdividing, equally, the sectors from test point 1a to test point 1e and/or test point 1a to test point 1d, to produce additional test points until:

$$\beta < 2 \arcsin(d/2D)$$

where: d is 45 km, and

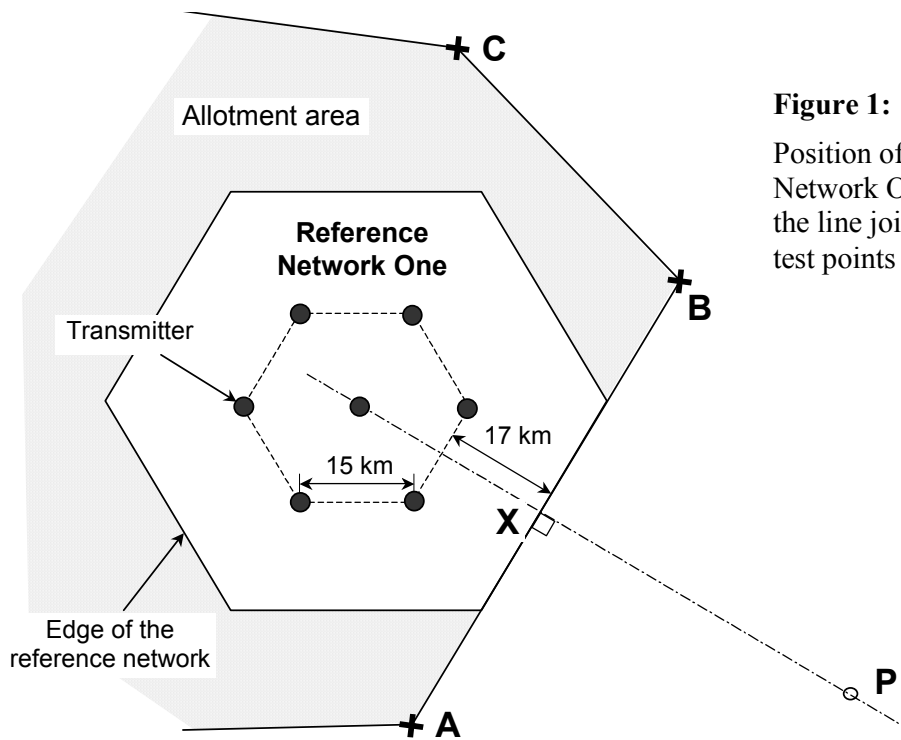
D is either the larger of the distances from point B to test point 1e and point B to test point 1a in the case of the sector from test points 1e to 1a or, the larger of the distances from point B to test point 1d and point B to test point 1a in the case of the sector from test points 1a to 1d.

- The calculation test point on each of these additional lines is at the location where a field strength of 38.0 dB( $\mu$ V/m), is produced from a reference network situated at point B. This leads to calculation test points 1f and 1g in the case of the geometry of Figure 8.

3.2 In the case where  $\alpha \geq 180^\circ$  (see Figure 9):

- additional calculation test points are located along the bisector of the angle formed by the lines joining the allotment test points A, B and C outside the allotment area, where the field strength from the reference network would be 38.0 dB( $\mu$ V/m).
  - If the field strength of a reference network at any of the other test points of the allotment produces a higher field strength than that given above, the calculation test point must be moved further outside the allotment area, along the bisector of the angle, until the field strength from a reference network at all test points of the allotment is equal to or less than 38.0 dB( $\mu$ V/m); this gives calculation test point 2e in Figure 9.
- 4 All calculation test points that lie within the allotment area are to be disregarded, for example point 12 in Figure 7.
  - 5 Calculation test points that lie too close to the boundary of the allotment area, such that the field strength from the reference network would be greater than 38.0 dB( $\mu$ V/m), are to be disregarded, for example points 9 and 11 in Figure 7.
  - 6 If the length of a line drawn between adjacent calculation test points is more than 45 km additional calculation test points are to be constructed by subdividing the line in equal parts until the distance between adjacent calculation test points is less than the value given above.
  - 7 Except where there is a co-block T-DAB allotment at a shorter distance; the distance between the allotment boundary and the relevant calculation test point will be approximately as shown in the table below:

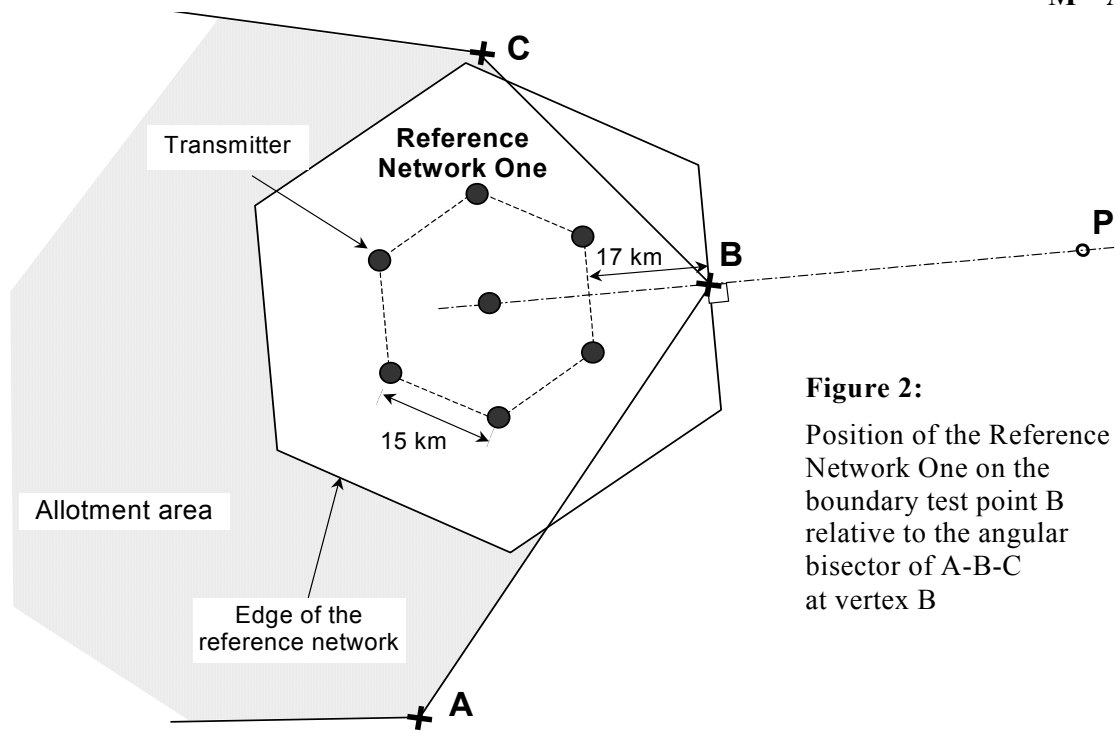
	Reference Network 1	Reference Network 2	Reference Network 3
All land path	61 km	48 km	29 km
All cold sea path	354 km	380 km	326 km
All warm sea path	500 km	534 km	450 km



**Figure 1:**  
Position of the Reference Network One relative to the line joining boundary test points A and B

Note:

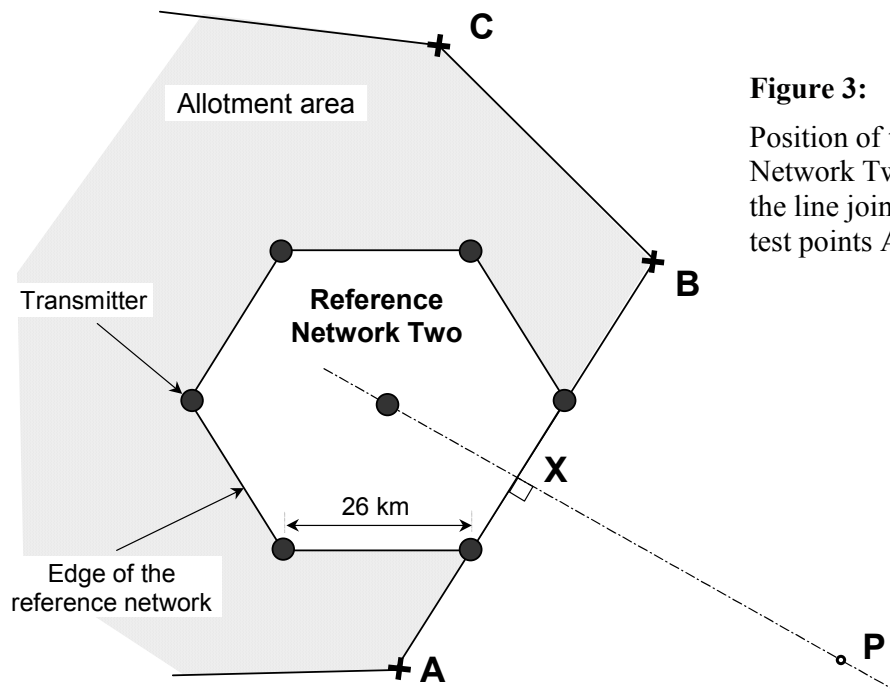
- Points A, B and C are boundary points of the allotment area.
- The point X is the midpoint of the line A-B and is also the reference point of the reference network.
- The line defined by the points X and P is the perpendicular bisector of the line A-B and is also the line along which the interfering field strength is calculated.



**Figure 2:**  
Position of the Reference Network One on the boundary test point B relative to the angular bisector of A-B-C at vertex B

Note:

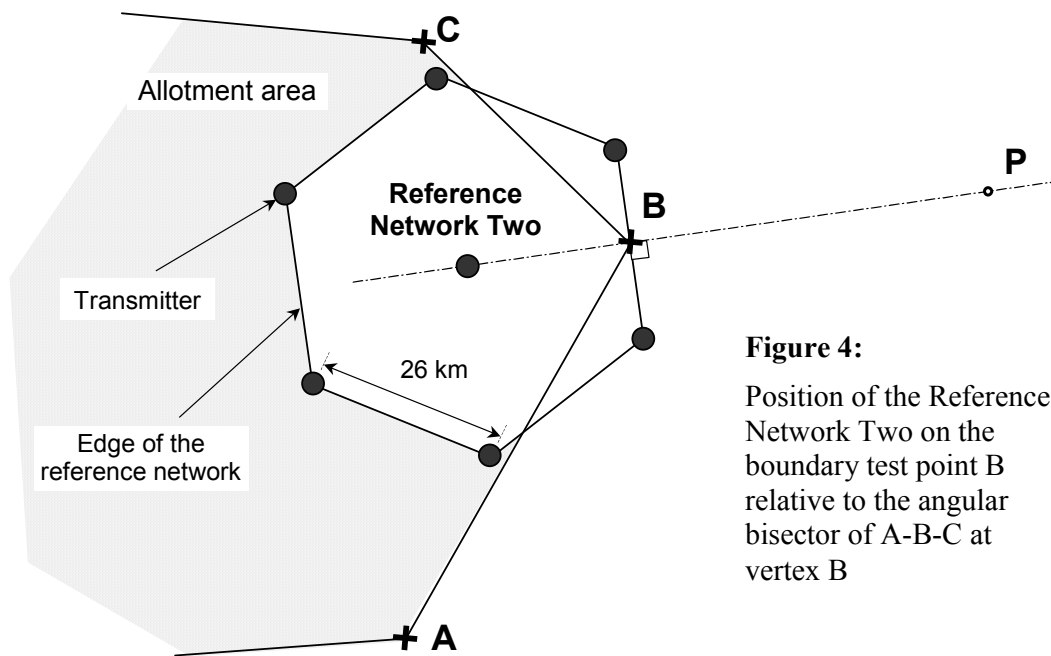
- Points A, B and C are boundary points of the allotment area.
- The point B is the vertex of the angle A-B-C and is also the reference point of the reference network.
- The line defined by the points B and P is the angle bisector of angle A-B-C and is also the line along which the interfering field strength is calculated.



**Figure 3:**  
Position of the Reference Network Two relative to the line joining boundary test points A and B

Note:

- Points A, B and C are boundary points of the allotment area.
- The point X is the midpoint of the line A-B and is also the reference point of the reference network.
- The line defined by the points X and P is the perpendicular bisector of the line A-B and is also the line along which the interfering field strength is calculated.

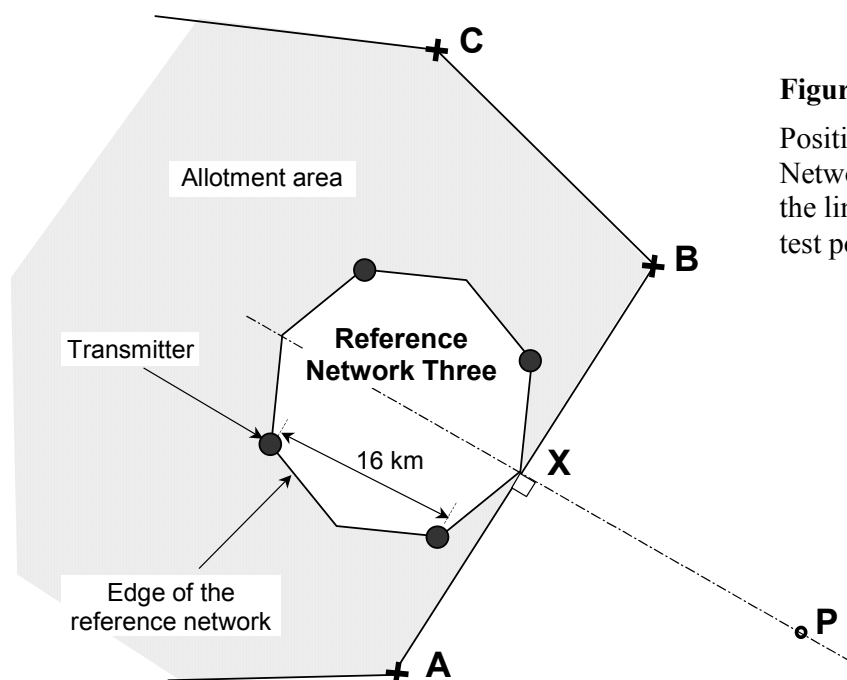


**Figure 4:**  
Position of the Reference Network Two on the boundary test point B relative to the angular bisector of A-B-C at vertex B

Note:

- Points A, B and C are boundary points of the allotment area.
- The point B is the vertex of the angle A-B-C and is also the reference point of the reference network.
- The line defined by the points B and P is the angle bisector of angle A-B-C and is also the line along which the interfering field strength is calculated.



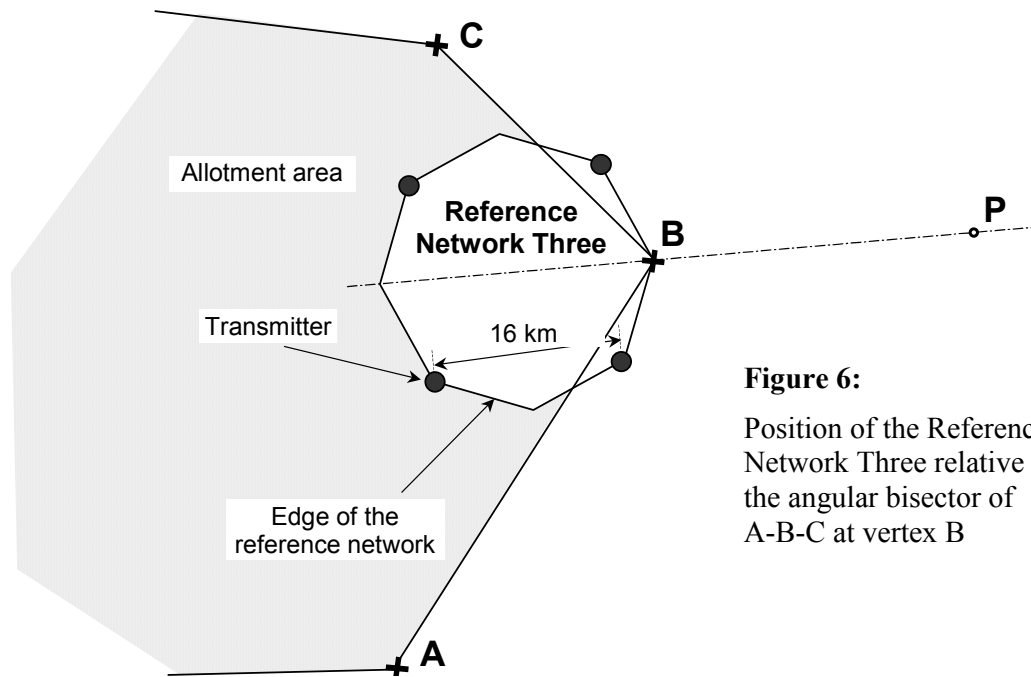


**Figure 5:**

Position of the Reference Network Three relative to the line joining boundary test points A and B

Note:

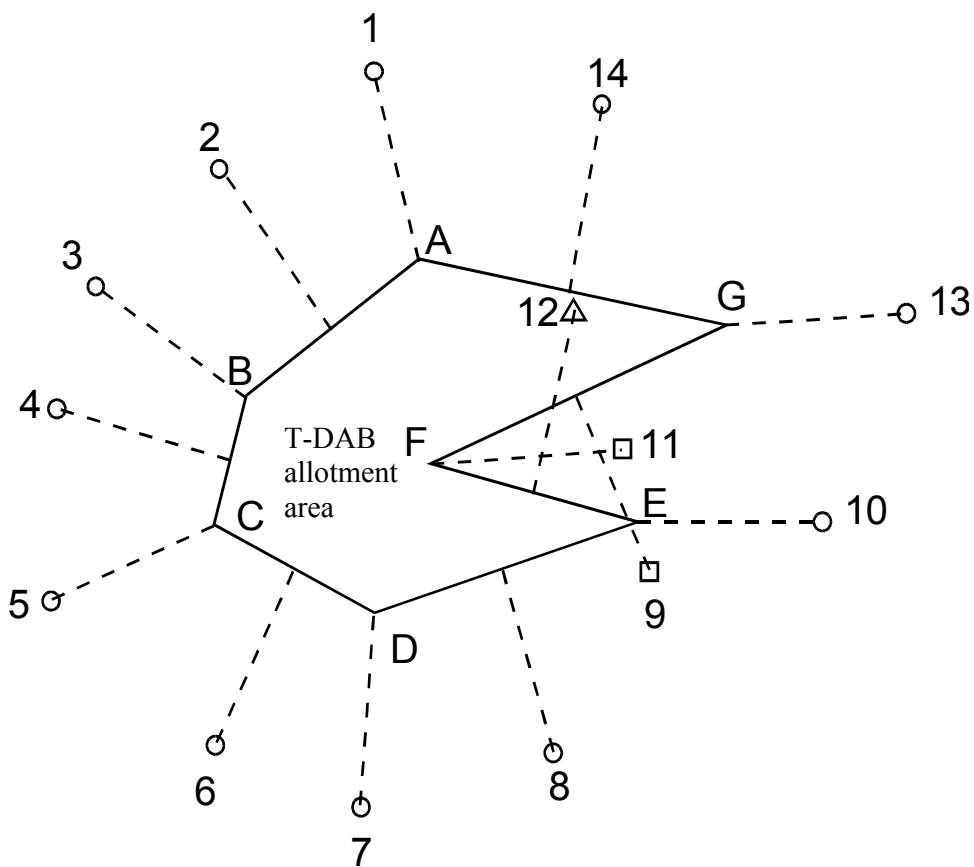
- Points A, B and C are boundary points of the allotment area.
- The point X is the midpoint of the line A-B and is also the reference point of the reference network.
- The line defined by the points X and P is the perpendicular bisector of the line A-B and is also the line along which the interfering field strength is calculated.



**Figure 6:**  
Position of the Reference Network Three relative to the angular bisector of A-B-C at vertex B

Note:

- Points A, B and C are boundary points of the allotment area.
- The point B is the vertex of the angle A-B-C and is also the reference point of the reference network.
- The line defined by the points B and P is the angle bisector of the line A-B and is also the line along which the interfering field strength is calculated.

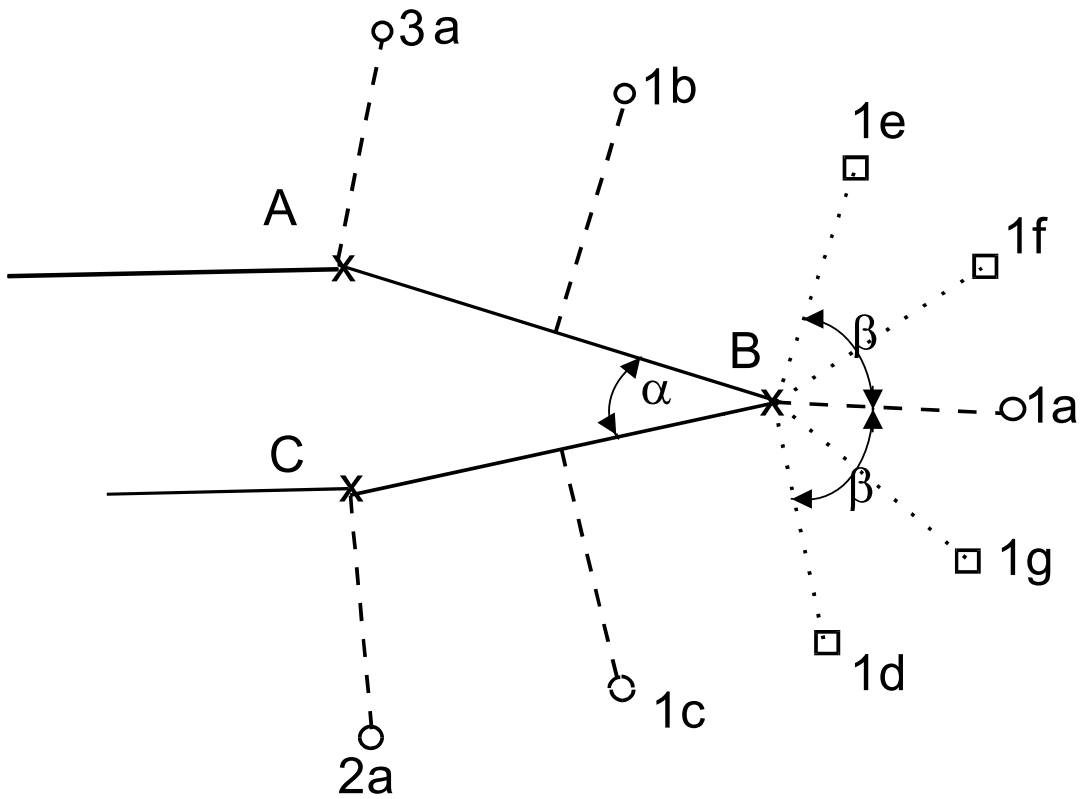


**Figure 7**

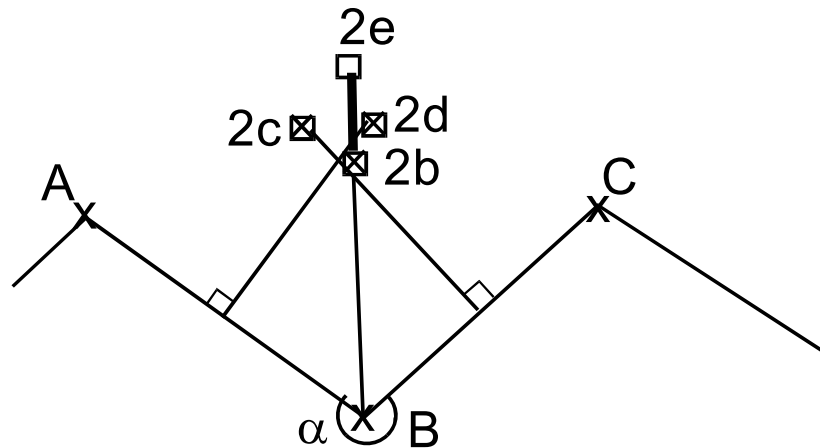
Location of the calculation test points

Note 1: Points A to G are the boundary test points of the allotment

Note 2: Points 1 to 14, excluding points 9, 11 and 12, are calculation test points



**Figure 8**  
Construction of additional calculation test points if  $\alpha < 180^\circ$  (see Note below)



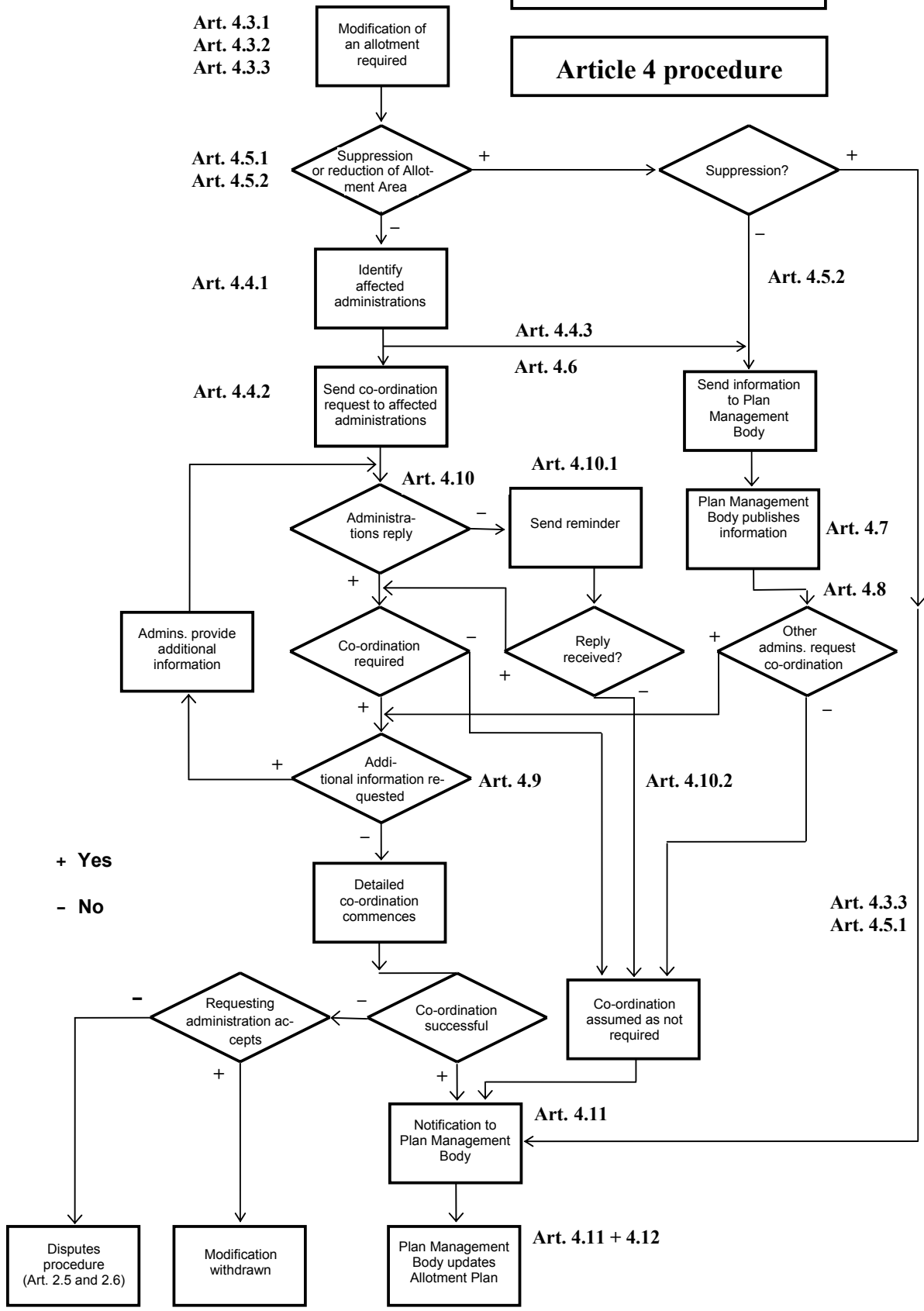
**Figure 9**  
Construction of additional calculation test points if  $\alpha \geq 180^\circ$  (see Note below)

- |  |  |
|--|--|
| <p>Note:</p> <ul style="list-style-type: none"> <li>A, B, C</li> <li>○ 1a, 1b, 1c, 2a, 3a</li> <li>□ 1d, 1e, 1f, 1g, 2e</li> <li>⊠ 2b, 2c, 2d</li> </ul> | <ul style="list-style-type: none"> <li>Boundary test points of allotment</li> <li>○ Calculation test points</li> <li>□ Additional calculation test points</li> <li>⊠ Calculation test points disregarded because the field strength exceeds the specified threshold</li> </ul> |
|--|--|

**Appendix 2 to Annex 4**

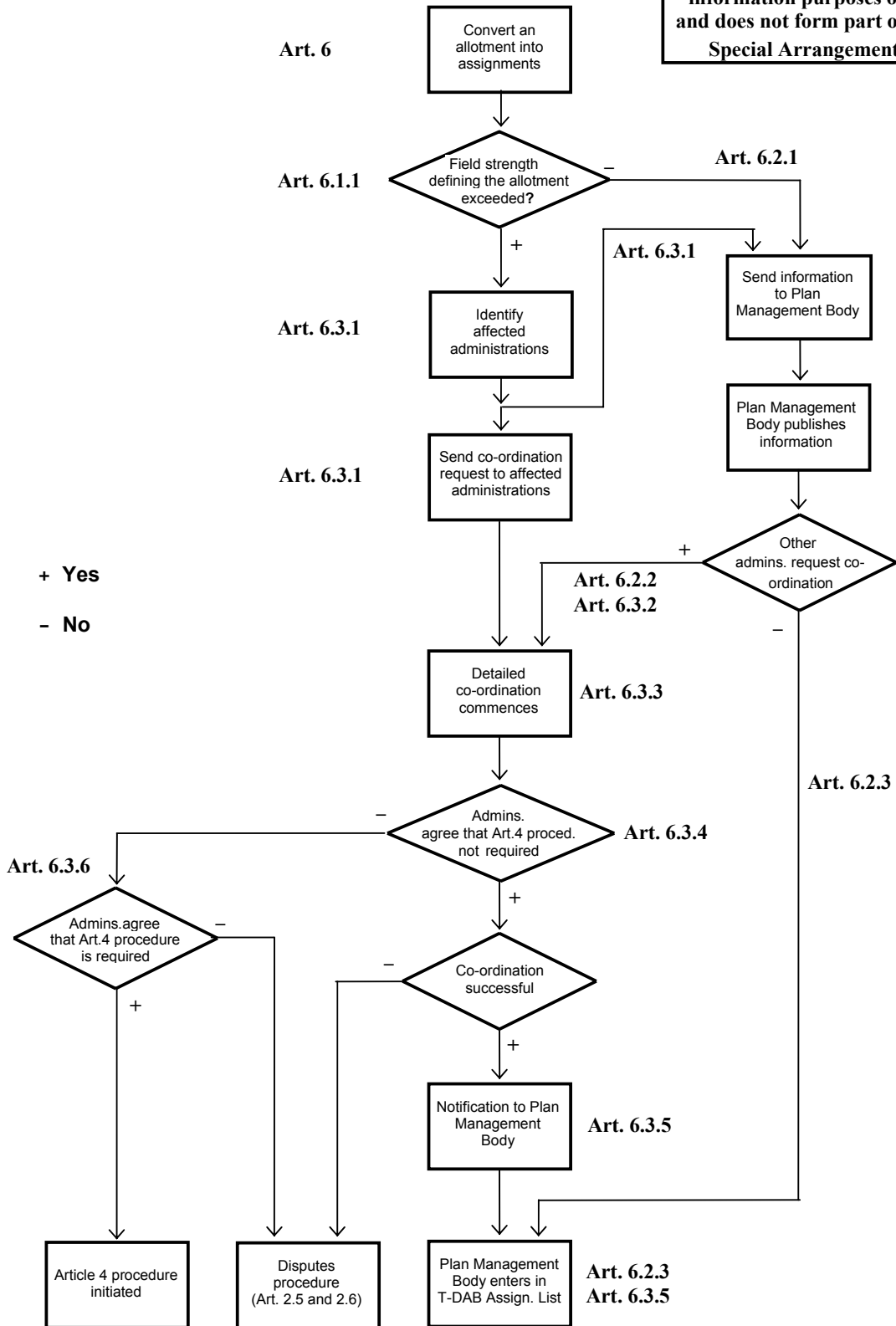
This diagram is for information purposes only and does not form part of the Special Arrangement.

**Article 4 procedure**



Article 6 procedure

This diagram is for information purposes only and does not form part of the Special Arrangement.



**Supplementary Information A**

to the

**Special Arrangement  
of the European Conference of Postal and Telecommunications Administrations (CEPT)  
relating to the use of the band 1452 – 1479.5 MHz  
for terrestrial mobile multimedia services**

**(MA02revCO07)**

**List of Agreements**

**including those transferred from the Plan adopted at Wiesbaden, 1995, and at  
Maastricht, 2002)**

**Part A1: List of Agreements transferred from the Wiesbaden Arrangement, 2002**

314	OS	HRV88011	SVN	LA LB LC LD LE LF LG LH LI
316	OS	HRV88013	SVN	LA LB LC LD LE LF LG LH LI
320	OS	SVN00167	HRV	LA LB LC LD LE LF LG LH LI
321	OS	SVN00168	HRV	LA LB LC LD LE LF LG LH LI
327	OS	HRV00564	HRV	12D LA LB LC LD LE LF LG LH LI
329	OS	HRV00566	HRV	12D LA LB LC LD LE LF LG LH LI
332	OS	HRV88011	HRV	12D LA LB LC LD LE LF LG LH LI
334	OS	HRV88013	HRV	12D LA LB LC LD LE LF LG LH LI
335	OS	HRV88014	HRV	12D LA LB LC LD LE LF LG LH LI
336	OS	HRV88015	HRV	12D LA LB LC LD LE LF LG LH LI
337	OS	HRV88016	HRV	12D LA LB LC LD LE LF LG LH LI
387	OS	F__03163	E	LC LD LE LF LG If French T-DAB implementation after 1.1.98
388	OS	F__03239	E	LC LD LE LF LG If French T-DAB implementation after 1.1.98
390	OS	F__03161	E	LC LD LE LF LG If French T-DAB implementation after 1.1.98
392	OS	F__03141	E	LC LD LE LF LG If French T-DAB implementation after 1.1.98
397	OS	F__03262	E	LC LD LE LF LG If French T-DAB implementation after 1.1.98
398	OS	F__03139	E	LC LD LE LF LG If French T-DAB implementation after 1.1.98
1508	OS	D__00053	F	LA LB LE
1509	OS	D__00059	F	LA LB LC LD LE
1512	OS	D__00084	F	LA LC LD
1517	OS	AUT01009	AUT	12A LA LB LC LD LE LF LG LH LI
1518	OS	AUT01008	AUT	12A LA LB LC LD LE LF LG LH LI
1519	OS	AUT01007	AUT	12A LA LB LC LD LE LF LG LH LI
1520	OS	AUT01006	AUT	LA LB LC LD LE LF LG LH LI
1521	OS	AUT01005	AUT	12A LA LB LC LD LE LF LG LH LI
1522	OS	AUT01001	AUT	LA LB LC LD LE LF LG LH LI
1523	OS	AUT01002	AUT	12A LA LB LC LD LE LF LG LH LI
1524	OS	AUT01003	AUT	12A LA LB LC LD LE LF LG LH LI
1525	OS	AUT01004	AUT	12A LA LB LC LD LE LF LG LH LI
1731	OS	LUX00002	F	12C LB LE Subject to coordination before bringing 12C in service. LB and LE also to be coordinated.
2120	OS	HNG00008	HNG	12A 12B 12C 12D 13A 13B LC LD LE LF
2121	OS	HNG00009	HNG	12A 12B 12C 12D 13A 13B LC LD LE LF
2817	OS	BEL30001	F	LB LE LF LG LH LI For LB minimum field strength shall be protected on link F__02054 (RX 04"E45'28" 49N49'31")
2868	OS	E__00102	E	LA LB LC LD LE LF LG LH LI
2869	OS	E__00103	E	LA LB LC LD LE LF LG LH LI
2871	OS	E__00104	E	LA LB LC LD LE LF LG LH LI
2878	OS	E__00111	E	LA LB LC LD LE LF LG LH LI
2879	OS	E__00114	E	LA LB LC LD LE LF LG LH LI
2899	OS	SVN00168	SVN	12B 12C 12D LA LB LC LD LE LF
3076	OS	F__03104	BEL	LD
3209	OS	LIE00001	SUI	LB LC LD LE
3247	OS	I__00332	I	2A 2B 2C 2D 3A 3B 3C 3D 4A 4B 4C 4D 5A 5B 5C 5D 6A 6B 6C 6D 7A 7B 7C 7D 8A 8B 8C 8D 9A 9B 9C 9D 10A 10B 10C 10D 11A 11B 11C 11D 12A 12B 12C 12D 13A 13B 13C 13D 13E 13F LA LB LC LD LE LF LG LH LI



## M – Sup Info A

3249	OS	I__00334	I	2A 2B 2C 2D 3A 3B 3C 3D 4A 4B 4C 4D 5A 5B 5C 5D 6A 6B 6C 6D 7A 7B 7C 7D 8A 8B 8C 8D 9A 9B 9C 9D 10A 10B 10C 10D 11A 11B 11C 11D 12A 12B 12C 12D 13A 13B 13C 13D 13E 13F LA LB LC LD LE LF LG LH LI
3251	OS	I__00336	I	2A 2B 2C 2D 3A 3B 3C 3D 4A 4B 4C 4D 5A 5B 5C 5D 6A 6B 6C 6D 7A 7B 7C 7D 8A 8B 8C 8D 9A 9B 9C 9D 10A 10B 10C 10D 11A 11B 11C 11D 12A 12B 12C 12D 13A 13B 13C 13D 13E 13F LA LB LC LD LE LF LG LH LI
3266	OS	SUI00013	F	LA LB LC LD
3275	OS	F__03116	SUI	LH LI
3278	OS	F__03127	SUI	LH LI
3281	OS	F__03129	SUI	LI
3284	OS	F__03124	SUI	LA LC LD
3285	OS	F__03224	SUI	LA LC LD
3375	OS	LIE00001	AUT	LB LE LF LE applicable after 2005
3376	OS	LIE00002	AUT	LB LE LF LE applicable after 2005
3417	OS	D__00094	F	LA LC LD
3419	OS	F__03123	SUI	LA
3424	OS	SUI00012	F	LB
3427	OS	HNG00007	AUT	LB LC LD LE applicable after 2005
3444	OS	E__00107	I	LA LB LC LD LE LF LG LH LI Subject to coordination before implementation.
3460	OS	E__00116	E	LA LB LC LD LE LF LG LH LI
3462	OS	E__00117	E	LA LB LC LD LE LF LG LH LI
3493	OS	AUT00001	HRV	LA LB LC LD LE LF LG LH LI
3494	OS	AUT01001	HRV	LA LB LC LD LE LF LG LH LI
3495	OS	AUT01002	HRV	LA LB LC LD LE LF LG LH LI
3496	OS	AUT01003	HRV	12D LA LB LC LD LE LF LG LH LI
3497	OS	AUT01006	HRV	12D LA LB LC LD LE LF LG LH LI
3498	OS	AUT01007	HRV	12D LA LB LC LD LE LF LG LH LI
3500	OS	AUT01001	SVN	12A 12B 12C 12D LC LD F2 F3
3504	OS	AUT01005	I	12A 12B 12C 12D LA LB LC LD LE LF LG LH LI 12A, 12B, 12C, 12D in Italy , MT will operate until 1997
3505	OS	AUT01007	I	12A 12B 12C 12D LA LB LC LD LE LF LG LH LI 12A, 12B, 12C, 12D in Italy , MT will operate until 1997
3517	OS	D__00032	G	LA D__00032 (Niedersachsen) interferes with G__00044 Amethyst A1 and G__00156 49- 54-JP only by small margins, -1,6 dB and -0,3 dB
3519	OS	AUT01007	SUI	12A 12B 12C 12D LA LB LC LD LE LH LI F3 SB SC SD
3546	OS	D__00041	RUS	LA LB LC LD LE LF LG LH LI The German T-DAB Requirement D__00041 is compatible with the service XR/RUS00501 AMS_1 to RUS00504 AMS_4
3547	OS	D__00030	RUS	LA LB LC LD LE LF LG LH LI The German T-DAB Requirement D__00030 is compatible with the service XR/RUS00501 AMS_1 to RUS00504 AMS_4
3552	OS	HRV00560	HNG	12A 12B 12C 12D LA LB LC LD LE LF LG LH LI Not before 2002, if earlier then coordination case by case is obligatory.
3655	OS	HRV00560	I	12A 12B 12C 12D LA LB LC LD LE LF LG LH LI For 1.5 GHz case by case coordination is obligatory.
3716	OS	D__00023	G	LG D__00023//G__00356 Camelot B margin on Block LG -1,6 dB
3717	OS	MCO00001	I	LA LB LC LD LE LF LG LH LI Subject to coordination before implementation
3718	OS	MCO00002	I	LA LB LC LD LE LF LG LH LI Subject to coordination before implementation
3734	OS	HOL05006	G	LA
3736	OS	BUL10003	GRC	LA LB LC LD LE LF LH Subject to coordination before implementation.

## M – Sup Info A

3737	OS	BUL10004	GRC	LA LB LC LD LE LF LH Subject to coordination before implementation.
3738	OS	BUL10005	GRC	LA LB LC LD LE LF LH Subject to coordination before implementation.
3746	OS	AUT00001	AUT	11A 11B 11C 11D LE LF LG LH LI
3808	OS	F__03102	F	11A 11B 11C 11D LE LF LG LH LI
3810	OS	F__03104	F	11A 11B 11C 11D LE LF LG LH LI
3812	OS	F__03106	F	11A 11B 11C 11D LE LF LG LH LI
3813	OS	F__03107	F	11A 11B 11C 11D LE LF LG LH LI
3814	OS	F__03108	F	11A 11B 11C 11D LE LF LG LH LI
3816	OS	F__03110	F	11A 11B 11C 11D LE LF LG LH LI
3818	OS	F__03112	F	11A 11B 11C 11D LE LF LG LH LI
3819	OS	F__03113	F	11A 11B 11C 11D LE LF LG LH LI
3820	OS	F__03114	F	11A 11B 11C 11D LE LF LG LH LI
3822	OS	F__03116	F	11A 11B 11C 11D LE LF LG LH LI
3823	OS	F__03117	F	11A 11B 11C 11D LE LF LG LH LI
3825	OS	F__03119	F	11A 11B 11C 11D LE LF LG LH LI
3827	OS	F__03121	F	11A 11B 11C 11D LE LF LG LH LI
3829	OS	F__03123	F	11A 11B 11C 11D LE LF LG LH LI
3830	OS	F__03124	F	11A 11B 11C 11D LE LF LG LH LI
3831	OS	F__03125	F	11A 11B 11C 11D LE LF LG LH LI
3832	OS	F__03126	F	11A 11B 11C 11D LE LF LG LH LI
3834	OS	F__03128	F	11A 11B 11C 11D LE LF LG LH LI
3836	OS	F__03130	F	11A 11B 11C 11D LE LF LG LH LI
3837	OS	F__03131	F	11A 11B 11C 11D LE LF LG LH LI
3838	OS	F__03132	F	11A 11B 11C 11D LE LF LG LH LI
3839	OS	F__03133	F	11A 11B 11C 11D LE LF LG LH LI
3840	OS	F__03134	F	11A 11B 11C 11D LE LF LG LH LI
3841	OS	F__03135	F	11A 11B 11C 11D LE LF LG LH LI
3842	OS	F__03136	F	11A 11B 11C 11D LE LF LG LH LI
3843	OS	F__03137	F	11A 11B 11C 11D LE LF LG LH LI
3844	OS	F__03138	F	11A 11B 11C 11D LE LF LG LH LI
3846	OS	F__03140	F	11A 11B 11C 11D LE LF LG LH LI
3847	OS	F__03141	F	11A 11B 11C 11D LE LF LG LH LI
3854	OS	F__03148	F	11A 11B 11C 11D LE LF LG LH LI
3857	OS	F__03151	F	11A 11B 11C 11D LE LF LG LH LI
3860	OS	F__03154	F	11A 11B 11C 11D LE LF LG LH LI
3862	OS	F__03156	F	11A 11B 11C 11D LE LF LG LH LI
3865	OS	F__03159	F	11A 11B 11C 11D LE LF LG LH LI
3866	OS	F__03160	F	11A 11B 11C 11D LE LF LG LH LI
3867	OS	F__03161	F	11A 11B 11C 11D LE LF LG LH LI
3870	OS	F__03164	F	11A 11B 11C 11D LE LF LG LH LI
3871	OS	F__03201	F	11A 11B 11C 11D LE LF LG LH LI
3872	OS	F__03202	F	11A 11B 11C 11D LE LF LG LH LI
3875	OS	F__03205	F	11A 11B 11C 11D LE LF LG LH LI
3877	OS	F__03207	F	11A 11B 11C 11D LE LF LG LH LI
3880	OS	F__03210	F	11A 11B 11C 11D LE LF LG LH LI
3881	OS	F__03211	F	11A 11B 11C 11D LE LF LG LH LI
3883	OS	F__03213	F	11A 11B 11C 11D LE LF LG LH LI
3886	OS	F__03216	F	11A 11B 11C 11D LE LF LG LH LI
3887	OS	F__03217	F	11A 11B 11C 11D LE LF LG LH LI
3888	OS	F__03218	F	11A 11B 11C 11D LE LF LG LH LI
3890	OS	F__03220	F	11A 11B 11C 11D LE LF LG LH LI
3891	OS	F__03221	F	11A 11B 11C 11D LE LF LG LH LI
3894	OS	F__03224	F	11A 11B 11C 11D LE LF LG LH LI
3896	OS	F__03226	F	11A 11B 11C 11D LE LF LG LH LI

## M – Sup Info A

3900	OS	F__03230	F	11A 11B 11C 11D LE LF LG LH LI
3901	OS	F__03231	F	11A 11B 11C 11D LE LF LG LH LI
3903	OS	F__03233	F	11A 11B 11C 11D LE LF LG LH LI
3906	OS	F__03236	F	11A 11B 11C 11D LE LF LG LH LI
3917	OS	F__03247	F	11A 11B 11C 11D LE LF LG LH LI
3918	OS	F__03248	F	11A 11B 11C 11D LE LF LG LH LI
3923	OS	F__03253	F	11A 11B 11C 11D LE LF LG LH LI
3935	OS	MCO00001	F	11A 11B 11C 11D LE LF LG LH LI MCO must coordination with France for the use of LA LB LC LD and not use these blocks before 1998.
3942	OS	GRC00002	GRC	12A 12B 12C 12D LA LB LC LD LE LF LG LH LI Internal interferences not to be taken into account.
3947	OS	GRC00007	GRC	12A 12B 12C 12D LA LB LC LD LE LF LG LH LI Internal interferences not to be taken into account.
3948	OS	GRC00008	GRC	12A 12B 12C 12D LA LB LC LD LE LF LG LH LI Internal interferences not to be taken into account.
3949	OS	GRC00009	GRC	12A 12B 12C 12D LA LB LC LD LE LF LG LH LI Internal interferences not to be taken into account.
4119	OS	SUI00006	SUI	LA LB LC LD LE LF LG LH LI
4120	OS	SUI00007	SUI	LA LB LC LD LE LF LG LH LI
4122	OS	SUI00009	SUI	LA LB LC LD LE LF LG LH LI
4123	OS	SUI00010	SUI	LA LB LC LD LE LF LG LH LI
4124	OS	SUI00011	SUI	LA LB LC LD LE LF LG LH LI
4125	OS	SUI00012	SUI	LA LB LC LD LE LF LG LH LI
4126	OS	SUI00013	SUI	LA LB LC LD LE LF LG LH LI
4128	OS	SUI00015	SUI	LA LB LC LD LE LF LG LH LI
4129	OS	SUI00016	SUI	LA LB LC LD LE LF LG LH LI
4130	OS	SUI00017	SUI	LA LB LC LD LE LF LG LH LI
4131	OS	SUI00018	SUI	LA LB LC LD LE LF LG LH LI
4132	OS	SUI00019	SUI	LA LB LC LD LE LF LG LH LI
4133	OS	SUI00020	SUI	LA LB LC LD LE LF LG LH LI
4134	OS	SUI00021	SUI	LA LB LC LD LE LF LG LH LI
4137	OS	SUI00024	SUI	LA LB LC LD LE LF LG LH LI
4139	OS	SUI00026	SUI	LA LB LC LD LE LF LG LH LI
4140	OS	SUI00027	SUI	LA LB LC LD LE LF LG LH LI
4141	OS	SUI00028	SUI	LA LB LC LD LE LF LG LH LI
4142	OS	SUI00029	SUI	LA LB LC LD LE LF LG LH LI
4143	OS	SUI00030	SUI	LA LB LC LD LE LF LG LH LI
4144	OS	SUI00031	SUI	LA LB LC LD LE LF LG LH LI
4145	OS	SUI00032	SUI	LA LB LC LD LE LF LG LH LI
4146	OS	SUI00033	SUI	LA LB LC LD LE LF LG LH LI
4147	OS	SUI00034	SUI	LA LB LC LD LE LF LG LH LI
4148	OS	SUI00035	SUI	LA LB LC LD LE LF LG LH LI
4149	OS	SUI00036	SUI	LA LB LC LD LE LF LG LH LI
4150	OS	SUI00037	SUI	LA LB LC LD LE LF LG LH LI
4151	OS	SUI00038	SUI	LA LB LC LD LE LF LG LH LI
4426	OS	F__03251	I	LE LF LG LH LI Subject to coordination prior to implementation
4467	OS	I__00325	F	LA LB LC LD LE LF LG LH LI
4469	OS	I__00328	F	LA LB LC LD LE LF LG LH LI
4470	OS	I__00329	F	LA LB LC LD LE LF LG LH LI
4479	OS	I__00335	GRC	LA LB LC LD LE LF LG LH LI
4490	OS	D__00094	SUI	LA LE BW13 /SUI30305 -2,9 , 30306 -2,9 , 30315 -3,5 , 30316 -3,5
4493	OS	D__00092	SUI	LI BW11/SUI500058 FIX41 -0,4 dB ,SUI50060 FIX -1,3 dB
4523	OS	D__00116	SUI	LI SUI50058 FIX 41 -7,2 dB

## M – Sup Info A

4574	OS	I__00319	HRV	12A 12B 12C 12D LA LB LC LD LE LF LG LI (1.5 GHz) Case by case coordination is obligatory.
4575	OS	I__00320	HRV	12A 12B 12C 12D LA LB LC LD LE LF LG LI (1,5 GHz) Case by case coordination is obligatory.
4576	OS	I__00321	HRV	12A 12B 12C 12D LA LB LC LD LE LF LG LH LI (1.5 GHz) Case by case coordination is obligatory.
4577	OS	I__00322	HRV	12A 12B 12C 12D LA LB LC LD LE LF LG LH LI (1.5 GHz) Case by case coordination is obligatory.
4578	OS	I__00323	HRV	12A 12B 12C 12D LA LB LC LD LE LF LG LH LI (1.5 GHz) Case by case coordination is obligatory.
4579	OS	I__00324	HRV	12A 12B 12C 12D LA LB LC LD LE LF LG LH LI (1.5 GHz) Case by case coordination is obligatory.
4580	OS	I__00325	HRV	12A 12B 12C 12D LA LB LC LD LE LF LG LH LI (1.5 GHz) Case by case coordination is obligatory.
4581	OS	I__00326	HRV	12A 12B 12C 12D LA LB LC LD LE LF LG LH LI (1.5 GHz) Case by case coordination is obligatory.
4582	OS	I__00327	HRV	12A 12B 12C 12D LA LB LC LD LE LF LG LH LI (1.5 GHz) Case by case coordination is obligatory.
4583	OS	I__00328	HRV	12A 12B 12C 12D LA LB LC LD LE LF LG LH LI (1.5 GHz) Case by case coordination is obligatory.
4584	OS	I__00329	HRV	12A 12B 12C 12D LA LB LC LD LE LF LG LH LI (1.5 GHz) Case by case coordination is obligatory.
4585	OS	I__00330	HRV	12A 12B 12C 12D LA LB LC LD LE LF LG LH LI (1.5 GHz) Case by case coordination is obligatory.
4586	OS	I__00331	HRV	12A 12B 12C 12D LA LB LC LD LE LF LG LH LI (1.5 GHz) Case by case coordination is obligatory.
4587	OS	I__00332	HRV	12A 12B 12C 12D LA LB LC LD LE LF LG LH LI (1.5 GHz) Case by case coordination is obligatory.
4588	OS	I__00333	HRV	12A 12B 12C 12D LA LB LC LD LE LF LG LH LI (1.5 GHz) Case by case coordination is obligatory.
4589	OS	I__00334	HRV	12A 12B 12C 12D LA LB LC LD LE LF LG LH LI (1.5 GHz) Case by case coordination is obligatory.
4590	OS	I__00335	HRV	12A 12B 12C 12D LA LB LC LD LE LF LG LH LI (1.5 GHz) Case by case coordination is obligatory.
4674	OS	SMR00002	HRV	LA LB LC LD LE LF LG LH LI LG* only after 2005
4917	OS	BEL20006	G	LF LH LI
4918	OS	BEL20004	G	LC LF LH LI
4919	OS	BEL10005	G	LB 6 dB attenuation in the direction of the affected UK-links from Belgium T-DAB service.
4920	OS	I__00327	F	LA LB LC LD LE LF LG LH LI Subject to coordination before implementation
4921	OS	I__00337	F	LA LB LC LD LE LF LG LH LI Subject to coordination before implementation
4927	OS	SUI00024	F	LA LC LD
4928	OS	SUI00027	F	LA LC LD
4939	OS	F__03113	SUI	LC LD On condition that French T-DAB does not interfere in the Swiss Fixed links.
4942	OS	F__03211	SUI	LC LD On condition that French T-DAB does not interfere in the Swiss Fixed links.
4956	OS	D__00124	G	LI D__00124 Niedersachsen 2S interferes with G__00371 49-26-BH, margin -11,5 dB on LI. United Kingdom agrees under condition of a further analysis and later confirmation.
4957	OS	F__03202	G	LA Subject to the France -UK coordination agreement.
4989	OS	BEL20005	G	LI

**Part A2: List of Agreements originated from the Planning Meeting Maastricht, 2002**

***T-DAB and T-DAB***

- T-DAB\_0001** The Administration of AUSTRIA agrees that the T-DAB requirements AUT01010 and AUT01042 may share a single DAB block.
- T-DAB\_0002** The Administration of AUSTRIA agrees that the T-DAB requirements AUT01020 and AUT01019 may share a single DAB block.
- T-DAB\_0003** The Administration of AUSTRIA agrees that the T-DAB requirements AUT01020 and AUT01034 may share a single DAB block.
- T-DAB\_0004** The Administration of AUSTRIA agrees that the T-DAB requirements AUT01020 and AUT01036 may share a single DAB block.
- T-DAB\_0005** The Administrations of AUSTRIA and SLOVENIA agreed between them that the T-DAB requirements AUT01021 and SVN10003 may share a single T-DAB block. The implementation (conversion into assignments) of both allotments will be such that the calculated field strengths of one allotment at any boundary test point of the other, will not accede the quoted permissible co-block interfering field strength of the victim allotment taking into account terrain data.
- T-DAB\_0006** The Administration of AUSTRIA agrees that the T-DAB requirements AUT01024 and AUT01046 may share a single DAB block.
- T-DAB\_0007** The Administration of AUSTRIA agrees that the T-DAB requirements AUT01030 and AUT01039 may share a single DAB block.
- T-DAB\_0008** The Administration of AUSTRIA agrees that the T-DAB requirements AUT01034 and AUT01036 may share a single DAB block.
- T-DAB\_0009** The Administration of AUSTRIA agrees that the T-DAB requirements AUT01039 and AUT01030 may share a single DAB block.
- T-DAB\_0010** The Administrations of AUSTRIA and CZECH REPUBLIC agreed between them that the T-DAB requirements AUT01040 and CZE00005 may share a single T-DAB block. The implementation (conversion into assignments) of both allotments will be such that the calculated field strengths of one allotment at any boundary test point of the other, will not accede the quoted permissible co-block interfering field strength of the victim allotment taking into account terrain data.
- T-DAB\_0011** The Administration of CZECH REPUBLIC agrees that the T-DAB requirements CZE00012 and CZE00010 may share a single DAB block.
- T-DAB\_0012** The Administration of CZECH REPUBLIC agrees that the T-DAB requirements CZE00018 and CZE00006 may share a single DAB block.
- T-DAB\_0013** The Administration of CZECH REPUBLIC agrees that the T-DAB requirements CZE00028 and CZE00015 may share a single DAB block.
- T-DAB\_0014** The Administration of DENMARK agrees that the T-DAB requirements DNK20013 and DNK20038 may share a single DAB block.
- T-DAB\_0015** The Administration of DENMARK agrees that the T-DAB requirements DNK20014 and DNK20021 may share a single DAB block.
- T-DAB\_0016** The Administration of DENMARK agrees that the T-DAB requirements DNK20015 and DNK20029 may share a single DAB block.
- T-DAB\_0017** The Administrations of DENMARK and GERMANY agreed between them that the T-DAB requirements DNK20016 and D\_\_30004 may share a single T-DAB block. Each allotment will accept the interference generated by the quoted reference network of the other allotments
- T-DAB\_0018** The Administration of DENMARK agrees that the T-DAB requirements DNK20022 and DNK20032 may share a single DAB block.
- T-DAB\_0019** The Administration of DENMARK agrees that the T-DAB requirements DNK20024 and DNK20012 may share a single DAB block.
- T-DAB\_0020** The Administrations of DENMARK and GERMANY agreed between them that the T-DAB requirements DNK20024 and D\_\_30007 may share a single T-DAB block. Allotment DNK20024, using block LM, may not

## M – Sup Info A

produce more than 43 dB( $\mu$ V/m) at the requirement test points of allotment D\_\_30007, calculated as PSM for 1% of the time. If this value is exceeded co-ordination must be undertaken.

- T-DAB\_0021** The Administration of DENMARK agrees that the T-DAB requirements DNK20025 and DNK20033 may share a single DAB block.
- T-DAB\_0022** The Administrations of DENMARK and GERMANY agreed between them that the T-DAB requirements DNK20026 and D\_\_30097 may share a single T-DAB block.
- T-DAB\_0023** The Administration of DENMARK agrees that the T-DAB requirements DNK20029 and DNK20015 may share a single DAB block.
- T-DAB\_0024** The Administration of DENMARK agrees that the T-DAB requirements DNK20032 and DNK20051 may share a single DAB block.
- T-DAB\_0025** The Administration of DENMARK agrees that the T-DAB requirements DNK20033 and DNK20025 may share a single DAB block.
- T-DAB\_0026** The Administration of DENMARK agrees that the T-DAB requirements DNK20034 and DNK20052 may share a single DAB block.
- T-DAB\_0027** The Administration of DENMARK agrees that the T-DAB requirements DNK20035 and DNK21718 may share a single DAB block.
- T-DAB\_0028** The Administration of DENMARK agrees that the T-DAB requirements DNK20038 and DNK20040 may share a single DAB block.
- T-DAB\_0029** The Administration of DENMARK agrees that the T-DAB requirements DNK20040 and DNK20038 may share a single DAB block.
- T-DAB\_0030** The Administration of DENMARK agrees that the T-DAB requirements DNK20050 and DNK20035 may share a single DAB block.
- T-DAB\_0031** The Administration of DENMARK agrees that the T-DAB requirements DNK20051 and DNK20032 may share a single DAB block.
- T-DAB\_0032** The Administrations of DENMARK and NORWAY agreed between them that the T-DAB requirements DNK20052 and NOR00015 may share a single T-DAB block. Each allotment will accept the interference generated by the quoted reference network of the other allotments
- T-DAB\_0033** The Administrations of DENMARK and GERMANY agreed between them that the T-DAB requirements DNK21718 and D\_\_30096 may share a single T-DAB block. Allotment DNK21718, using block LN, may not produce more than 43 dB( $\mu$ V/m) at the requirement test points of allotment D\_\_30096, calculated as PSM for 1% of the time. If this value is exceeded co-ordination must be undertaken.
- T-DAB\_0034** The Administrations of DENMARK and POLAND agreed between them that the T-DAB requirements DNK21718 and POL30016 may share a single T-DAB block allotment DNK21718 can use block LN on the condition that the total amount of outgoing interference (PSM value for 1% of the time) from DNK21718 in direction of the Polish allotment POL30016 is reduced by 10 dB compared to the PSM value resulting from a standard calculation of the outgoing interference using Reference Network 2.
- T-DAB\_0035** The Administrations of GERMANY and DENMARK agreed between them that the T-DAB requirements D\_\_30004 and DNK20016 may share a single T-DAB block. Each allotment will accept the interference generated by the quoted reference network of the other allotments
- T-DAB\_0036** The Administration of GERMANY agrees that the T-DAB requirements D\_\_30027 and D\_\_30030 may share a single DAB block.
- T-DAB\_0037** The Administration of GERMANY agrees that the T-DAB requirements D\_\_30030 and D\_\_30027 may share a single DAB block.
- T-DAB\_0038** The Administration of GERMANY agrees that the T-DAB requirements D\_\_30037 and D\_\_30104 may share a single DAB block.
- T-DAB\_0039** The Administration of GERMANY agrees that the T-DAB requirements D\_\_30097 and D\_\_30005 may share a single DAB block.
- T-DAB\_0040** The Administrations of GERMANY and SWEDEN agreed between them that the T-DAB requirements D\_\_30097 and S\_\_00016 may share a single T-DAB block. The cumulative interfering strength from the transmitters of the real network of the converted allotment D\_\_30097 into assignments must not exceed a value of 41 dB( $\mu$ V/m) at the boundary test points describing the allotment S\_\_00016, calculated for 1% time probability for the interfering field strength. If this value is intended to exceed then co-ordination is required.
- T-DAB\_0041** The Administrations of GERMANY and DENMARK agreed between them that the T-DAB requirements D\_\_30098 and DNK20027 may share a single T-DAB block. Allotment D\_\_30098, using block LO, may not

## M – Sup Info A

produce more than 41 dB( $\mu$ V/m) at the requirement test points of allotment DNK20027, calculated as PSM for 1% of the time. If this value is exceeded co-ordination must be undertaken.

- T-DAB\_0042** The Administrations of GERMANY and DENMARK agreed between them that the T-DAB requirements D\_\_30098 and DNK20016 may share a single T-DAB block. Allotment DNK20016, using block LO, may not produce more than 41 dB( $\mu$ V/m) at the requirement test points of allotment D\_\_30098, calculated as PSM value for 1% of the time. If this value is exceeded co-ordination must be undertaken. Allotment D\_\_30098, using Block LO, may not produce more than 43 dB( $\mu$ V/m) at the requirement test points of allotment DNK20016, calculated as PSM value for 1% of the time. If this value is exceeded co-ordination must be undertaken.
- T-DAB\_0043** The Administrations of GERMANY and SWEDEN agreed between them that the T-DAB requirements D\_\_30098 and S\_\_00010 may share a single T-DAB block and can share the T-DAB frequency block LO on the condition that Germany has to co-ordinate all assignments within a distance of 35 km from the German coastline on a case basis with Sweden.
- T-DAB\_0044** The Administration of GERMANY agrees that the T-DAB requirements D\_\_30104 and D\_\_30037 may share a single DAB block.
- T-DAB\_0045** The Administration of GERMANY agrees that the T-DAB requirements D\_\_30104 and D\_\_30053 may share a single DAB block.
- T-DAB\_0046** The Administration of GERMANY agrees that the T-DAB requirements D\_\_30106 and D\_\_30108 may share a single DAB block.
- T-DAB\_0047** The Administration of GERMANY agrees that the T-DAB requirements D\_\_30108 and D\_\_30106 may share a single DAB block.
- T-DAB\_0048** The Administration of SPAIN agrees that the T-DAB requirements E\_\_70148 and E\_\_70239 may share a single DAB block.
- T-DAB\_0049** The Administration of SPAIN agrees that the T-DAB requirements E\_\_70239 and E\_\_70148 may share a single DAB block.
- T-DAB\_0050** The Administrations of SPAIN and FRANCE agreed between them that the T-DAB requirements E\_\_70339 and F\_\_03366 may share a single T-DAB block. The implementation (conversion into assignments) of both allotments will be such that the calculated field strength at any boundary test point of either allotment will not exceed a value of 41 dB( $\mu$ V/m).
- T-DAB\_0051** The Administrations of SPAIN and FRANCE agreed between them that the T-DAB requirements E\_\_70348 and F\_\_03367 may share a single T-DAB block. The implementation (conversion into assignments) of both allotments will be such that the calculated field strength at any boundary test point of either allotment will not exceed a value of 41 dB( $\mu$ V/m).
- T-DAB\_0052** The Administrations of SPAIN and FRANCE agreed between them that the T-DAB requirements E\_\_70420 and F\_\_03366 may share a single T-DAB block. The implementation (conversion into assignments) of both allotments will be such that the calculated field strength at any boundary test point of either allotment will not exceed a value of 41 dB( $\mu$ V/m).
- T-DAB\_0053** The Administration of SPAIN agrees that the T-DAB requirements E\_\_70443 and E\_\_70808 may share a single DAB block.
- T-DAB\_0054** The Administrations of SPAIN and FRANCE agreed between them that the T-DAB requirements E\_\_70631 and F\_\_03368 may share a single T-DAB block. The implementation (conversion into assignments) of both allotments will be such that the calculated field strength at any boundary test point of either allotment will not exceed a value of 41 dB( $\mu$ V/m).
- T-DAB\_0055** The Administrations of SPAIN and FRANCE agreed between them that the T-DAB requirements E\_\_70648 and F\_\_03161 may share a single T-DAB block. The implementation (conversion into assignments) of both allotments will be such that the calculated field strengths of one allotment at any boundary test point of the other, will not accede the quoted permissible co-block interfering field strength of the victim allotment.
- T-DAB\_0056** The Administrations of SPAIN and FRANCE agreed between them that the T-DAB requirements E\_\_70707 and F\_\_03365 may share a single T-DAB block. The implementation (conversion into assignments) of both allotments will be such that the calculated field strength at any boundary test point of either allotment will not exceed a value of 41 dB( $\mu$ V/m).
- T-DAB\_0057** The Administration of SPAIN agrees that the T-DAB requirements E\_\_70807 and E\_\_70843 may share a single DAB block.
- T-DAB\_0058** The Administration of SPAIN agrees that the T-DAB requirements E\_\_71407 and E\_\_70212 may share a single DAB block.
- T-DAB\_0059** The Administration of SPAIN agrees that the T-DAB requirements E\_\_71607 and E\_\_70117 may share a single DAB block.
- T-DAB\_0060** The Administrations of FINLAND and LATVIA agreed between them that the T-DAB requirements FIN40002 and LVA30006 may share a single T-DAB block. The implementation (conversion into assignments) of both

## M – Sup Info A

allotments will be such that the calculated field strength at any boundary test point of either allotment will not exceed a value of 41 dB( $\mu$ V/m).

- T-DAB\_0061** The Administration of FRANCE agrees that the T-DAB requirements F\_\_03334 and F\_\_03332 may share a single DAB block.
- T-DAB\_0062** The Administrations of FRANCE and ITALY agreed between them that the T-DAB requirements F\_\_03334 and I\_\_09042 may share a single T-DAB block. The implementation (conversion into assignments) of both allotments will be such that the calculated field strength at any boundary test point of either allotment will not exceed a value of 45 dB( $\mu$ V/m).
- T-DAB\_0063** The Administrations of FRANCE and ITALY agreed between them that the T-DAB requirements F\_\_03335 and I\_\_09042 may share a single T-DAB block. The implementation (conversion into assignments) of both allotments will be such that the calculated field strength at any boundary test point of either allotment will not exceed a value of 45 dB( $\mu$ V/m).
- T-DAB\_0064** The Administration of FRANCE agrees that the T-DAB requirements F\_\_03335 and F\_\_03365 may share a single DAB block.
- T-DAB\_0065** The Administration of FRANCE agrees that the T-DAB requirements F\_\_03335 and F\_\_03334 may share a single DAB block.
- T-DAB\_0066** The Administrations of FRANCE and THE NETHERLANDS agreed between them that the T-DAB requirements F\_\_03350 and HOL30713 may share a single T-DAB block. The implementation (conversion into assignments) of both allotments will be such that the calculated field strength at any boundary test point of either allotment will not exceed a value of 41 dB( $\mu$ V/m).
- T-DAB\_0067** The Administrations of FRANCE and THE NETHERLANDS agreed between them that the T-DAB requirements F\_\_03350 and HOL30807 may share a single T-DAB block. The implementation (conversion into assignments) of both allotments will be such that the calculated field strength at any boundary test point of either allotment will not exceed a value of 41 dB( $\mu$ V/m).
- T-DAB\_0068** The Administrations of FRANCE and THE NETHERLANDS agreed between them that the T-DAB requirements F\_\_03350 and HOL30904 may share a single T-DAB block. The implementation (conversion into assignments) of both allotments will be such that the calculated field strength at any boundary test point of either allotment will not exceed a value of 41 dB( $\mu$ V/m).
- T-DAB\_0069** The Administrations of FRANCE and SPAIN agreed between them that the T-DAB requirements F\_\_03336 and E\_\_71307 may share a single T-DAB block. The implementation (conversion into assignments) of both allotments will be such that the calculated field strength at any boundary test point of either allotment will not exceed a value of 41 dB( $\mu$ V/m).
- T-DAB\_0070** The Administrations of FRANCE and SPAIN agreed between them that the T-DAB requirements F\_\_03340 and E\_\_70333 may share a single T-DAB block. The implementation (conversion into assignments) of both allotments will be such that the calculated field strength at any boundary test point of either allotment will not exceed a value of 41 dB( $\mu$ V/m).
- T-DAB\_0071** The Administrations of FRANCE and UNITED KINGDOM agreed between them that the T-DAB requirements F\_\_03344 and G\_\_00001 may share a single T-DAB block. The implementation (conversion into assignments) of both allotments will be such that the calculated field strength at any boundary test point of either allotment will not exceed a value of 41 dB( $\mu$ V/m).
- T-DAB\_0072** The Administration of FRANCE agrees that the T-DAB requirements F\_\_03347 and F\_\_03302 may share a single DAB block.
- T-DAB\_0073** The Administration of FRANCE agrees that the T-DAB requirements F\_\_03349 and F\_\_03306 may share a single DAB block.
- T-DAB\_0074** The Administration of FRANCE agrees that the T-DAB requirements F\_\_03349 and F\_\_03346 may share a single DAB block.
- T-DAB\_0075** The Administration of GREECE agrees that the T-DAB requirements GRC30009 and GRC30007 may share a single DAB block.
- T-DAB\_0076** The Administration of GREECE agrees that the T-DAB requirements GRC30009 and GRC30036 may share a single DAB block.
- T-DAB\_0077** The Administration of GREECE agrees that the T-DAB requirements GRC30011 and GRC30003 may share a single DAB block.
- T-DAB\_0078** The Administration of GREECE agrees that the T-DAB requirements GRC30011 and GRC30033 may share a single DAB block.
- T-DAB\_0079** The Administration of GREECE agrees that the T-DAB requirements GRC30011 and GRC30037 may share a single DAB block.
- T-DAB\_0080** The Administration of GREECE agrees that the T-DAB requirements GRC30011 and GRC30059 may share a single DAB block.



## M – Sup Info A

- T-DAB\_0081** The Administration of GREECE agrees that the T-DAB requirements GRC30014 and GRC30025 may share a single DAB block.
- T-DAB\_0082** The Administration of GREECE agrees that the T-DAB requirements GRC30014 and GRC30045 may share a single DAB block.
- T-DAB\_0083** The Administration of GREECE agrees that the T-DAB requirements GRC30014 and GRC30056 may share a single DAB block.
- T-DAB\_0084** The Administration of GREECE agrees that the T-DAB requirements GRC30029 and GRC30006 may share a single DAB block.
- T-DAB\_0085** The Administration of GREECE agrees that the T-DAB requirements GRC30029 and GRC30015 may share a single DAB block.
- T-DAB\_0086** The Administration of GREECE agrees that the T-DAB requirements GRC30038 and GRC30008 may share a single DAB block.
- T-DAB\_0087** The Administration of GREECE agrees that the T-DAB requirements GRC30051 and GRC30050 may share a single DAB block.
- T-DAB\_0088** The Administrations of UNITED KINGDOM and FRANCE agreed between them that the T-DAB requirements G\_\_00001 and F\_\_03344 may share a single T-DAB block. Each allotment will accept the interference generated by the quoted reference network of the other allotments
- T-DAB\_0089** The Administration of UNITED KINGDOM agrees that the T-DAB requirements G\_\_00005 and G\_\_00094 may share a single DAB block.
- T-DAB\_0090** The Administration of UNITED KINGDOM agrees that the T-DAB requirements G\_\_00006 and G\_\_00081 may share a single DAB block.
- T-DAB\_0091** The Administration of UNITED KINGDOM agrees that the T-DAB requirements G\_\_00007 and G\_\_00041 may share a single DAB block.
- T-DAB\_0092** The Administration of UNITED KINGDOM agrees that the T-DAB requirements G\_\_00019 and G\_\_00123 may share a single DAB block.
- T-DAB\_0093** The Administration of UNITED KINGDOM agrees that the T-DAB requirements G\_\_00021 and G\_\_00080 may share a single DAB block.
- T-DAB\_0094** The Administration of UNITED KINGDOM agrees that the T-DAB requirements G\_\_00021 and G\_\_00083 may share a single DAB block.
- T-DAB\_0095** The Administration of UNITED KINGDOM agrees that the T-DAB requirements G\_\_00029 and G\_\_00199 may share a single DAB block.
- T-DAB\_0096** The Administration of UNITED KINGDOM agrees that the T-DAB requirements G\_\_00030 and G\_\_00052 may share a single DAB block.
- T-DAB\_0097** The Administration of UNITED KINGDOM agrees that the T-DAB requirements G\_\_00030 and G\_\_00066 may share a single DAB block.
- T-DAB\_0098** The Administration of UNITED KINGDOM agrees that the T-DAB requirements G\_\_00030 and G\_\_00111 may share a single DAB block.
- T-DAB\_0099** The Administration of UNITED KINGDOM agrees that the T-DAB requirements G\_\_00030 and G\_\_00045 may share a single DAB block.
- T-DAB\_0100** The Administration of UNITED KINGDOM agrees that the T-DAB requirements G\_\_00031 and G\_\_00081 may share a single DAB block.
- T-DAB\_0101** The Administration of UNITED KINGDOM agrees that the T-DAB requirements G\_\_00032 and G\_\_00036 may share a single DAB block.
- T-DAB\_0102** The Administration of UNITED KINGDOM agrees that the T-DAB requirements G\_\_00032 and G\_\_00082 may share a single DAB block.
- T-DAB\_0103** The Administration of UNITED KINGDOM agrees that the T-DAB requirements G\_\_00033 and G\_\_00083 may share a single DAB block.
- T-DAB\_0104** The Administration of UNITED KINGDOM agrees that the T-DAB requirements G\_\_00033 and G\_\_00021 may share a single DAB block.

## M – Sup Info A

- T-DAB\_0105** The Administrations of UNITED KINGDOM and THE NETHERLANDS agreed between them that the T-DAB requirements G\_\_00034 and HOL30704 may share a single T-DAB block. Each allotment will accept the interference generated by the quoted reference network of the other allotments
- T-DAB\_0106** The Administrations of UNITED KINGDOM and THE NETHERLANDS agreed between them that the T-DAB requirements G\_\_00034 and HOL30807 may share a single T-DAB block. Each allotment will accept the interference generated by the quoted reference network of the other allotments
- T-DAB\_0107** The Administrations of UNITED KINGDOM and THE NETHERLANDS agreed between them that the T-DAB requirements G\_\_00034 and HOL30809 may share a single T-DAB block. Each allotment will accept the interference generated by the quoted reference network of the other allotments
- T-DAB\_0108** The Administrations of UNITED KINGDOM and THE NETHERLANDS agreed between them that the T-DAB requirements G\_\_00034 and HOL30708 may share a single T-DAB block. Each allotment will accept the interference generated by the quoted reference network of the other allotments
- T-DAB\_0109** The Administration of UNITED KINGDOM agrees that the T-DAB requirements G\_\_00035 and G\_\_00044 may share a single DAB block.
- T-DAB\_0110** The Administration of UNITED KINGDOM agrees that the T-DAB requirements G\_\_00036 and G\_\_00082 may share a single DAB block.
- T-DAB\_0111** The Administration of UNITED KINGDOM agrees that the T-DAB requirements G\_\_00036 and G\_\_00032 may share a single DAB block.
- T-DAB\_0112** The Administration of UNITED KINGDOM agrees that the T-DAB requirements G\_\_00037 and G\_\_00085 may share a single DAB block.
- T-DAB\_0113** The Administration of UNITED KINGDOM agrees that the T-DAB requirements G\_\_00037 and G\_\_00006 may share a single DAB block.
- T-DAB\_0114** The Administration of UNITED KINGDOM agrees that the T-DAB requirements G\_\_00038 and G\_\_00068 may share a single DAB block.
- T-DAB\_0115** The Administrations of UNITED KINGDOM and THE NETHERLANDS agreed between them that the T-DAB requirements G\_\_00042 and HOL30806 may share a single T-DAB block. Each allotment will accept the interference generated by the quoted reference network of the other allotments
- T-DAB\_0116** The Administration of UNITED KINGDOM agrees that the T-DAB requirements G\_\_00045 and G\_\_00066 may share a single DAB block.
- T-DAB\_0117** The Administration of UNITED KINGDOM agrees that the T-DAB requirements G\_\_00045 and G\_\_00052 may share a single DAB block.
- T-DAB\_0118** The Administration of UNITED KINGDOM agrees that the T-DAB requirements G\_\_00046 and G\_\_00044 may share a single DAB block.
- T-DAB\_0119** The Administration of UNITED KINGDOM agrees that the T-DAB requirements G\_\_00046 and G\_\_00050 may share a single DAB block.
- T-DAB\_0120** The Administration of UNITED KINGDOM agrees that the T-DAB requirements G\_\_00048 and G\_\_00007 may share a single DAB block.
- T-DAB\_0121** The Administration of UNITED KINGDOM agrees that the T-DAB requirements G\_\_00052 and G\_\_00030 may share a single DAB block.
- T-DAB\_0122** The Administration of UNITED KINGDOM agrees that the T-DAB requirements G\_\_00055 and G\_\_00048 may share a single DAB block.
- T-DAB\_0123** The Administration of UNITED KINGDOM agrees that the T-DAB requirements G\_\_00059 and G\_\_00195 may share a single DAB block.
- T-DAB\_0124** The Administration of UNITED KINGDOM agrees that the T-DAB requirements G\_\_00062 and G\_\_00126 may share a single DAB block.
- T-DAB\_0125** The Administration of UNITED KINGDOM agrees that the T-DAB requirements G\_\_00063 and G\_\_00014 may share a single DAB block.
- T-DAB\_0126** The Administration of UNITED KINGDOM agrees that the T-DAB requirements G\_\_00065 and G\_\_00273 may share a single DAB block.
- T-DAB\_0127** The Administration of UNITED KINGDOM agrees that the T-DAB requirements G\_\_00065 and G\_\_00060 may share a single DAB block.
- T-DAB\_0128** The Administration of UNITED KINGDOM agrees that the T-DAB requirements G\_\_00066 and G\_\_00070 may share a single DAB block.
- T-DAB\_0129** The Administration of UNITED KINGDOM agrees that the T-DAB requirements G\_\_00066 and G\_\_00030 may share a single DAB block.

## M – Sup Info A

- T-DAB\_0130** The Administration of UNITED KINGDOM agrees that the T-DAB requirements G\_\_00067 and G\_\_00063 may share a single DAB block.
- T-DAB\_0131** The Administration of UNITED KINGDOM agrees that the T-DAB requirements G\_\_00067 and G\_\_00014 may share a single DAB block.
- T-DAB\_0132** The Administration of UNITED KINGDOM agrees that the T-DAB requirements G\_\_00067 and G\_\_00075 may share a single DAB block.
- T-DAB\_0133** The Administration of UNITED KINGDOM agrees that the T-DAB requirements G\_\_00068 and G\_\_00038 may share a single DAB block.
- T-DAB\_0134** The Administrations of UNITED KINGDOM and IRELAND agreed between them that the T-DAB requirements G\_\_00069 and IRL80029 may share a single T-DAB block. Each allotment will accept the interference generated by the quoted reference network of the other allotments
- T-DAB\_0135** The Administration of UNITED KINGDOM agrees that the T-DAB requirements G\_\_00073 and G\_\_00273 may share a single DAB block.
- T-DAB\_0136** The Administrations of UNITED KINGDOM and THE NETHERLANDS agreed between them that the T-DAB requirements G\_\_00081 and HOL30808 may share a single T-DAB block. Each allotment will accept the interference generated by the quoted reference network of the other allotments
- T-DAB\_0137** The Administrations of UNITED KINGDOM and THE NETHERLANDS agreed between them that the T-DAB requirements G\_\_00081 and HOL31011 may share a single T-DAB block. Each allotment will accept the interference generated by the quoted reference network of the other allotments
- T-DAB\_0138** The Administration of UNITED KINGDOM agrees that the T-DAB requirements G\_\_00083 and G\_\_00021 may share a single DAB block.
- T-DAB\_0139** The Administration of UNITED KINGDOM agrees that the T-DAB requirements G\_\_00083 and G\_\_00052 may share a single DAB block.
- T-DAB\_0140** The Administration of UNITED KINGDOM agrees that the T-DAB requirements G\_\_00083 and G\_\_00087 may share a single DAB block.
- T-DAB\_0141** The Administration of UNITED KINGDOM agrees that the T-DAB requirements G\_\_00085 and G\_\_00037 may share a single DAB block.
- T-DAB\_0142** The Administration of UNITED KINGDOM agrees that the T-DAB requirements G\_\_00100 and G\_\_00264 may share a single DAB block.
- T-DAB\_0143** The Administration of UNITED KINGDOM agrees that the T-DAB requirements G\_\_00104 and G\_\_00260 may share a single DAB block.
- T-DAB\_0144** The Administration of UNITED KINGDOM agrees that the T-DAB requirements G\_\_00105 and G\_\_00240 may share a single DAB block.
- T-DAB\_0145** The Administration of UNITED KINGDOM agrees that the T-DAB requirements G\_\_00111 and G\_\_00017 may share a single DAB block.
- T-DAB\_0146** The Administration of UNITED KINGDOM agrees that the T-DAB requirements G\_\_00114 and G\_\_00064 may share a single DAB block.
- T-DAB\_0147** The Administration of UNITED KINGDOM agrees that the T-DAB requirements G\_\_00119 and G\_\_00122 may share a single DAB block.
- T-DAB\_0148** The Administration of UNITED KINGDOM agrees that the T-DAB requirements G\_\_00121 and G\_\_00265 may share a single DAB block.
- T-DAB\_0149** The Administration of UNITED KINGDOM agrees that the T-DAB requirements G\_\_00122 and G\_\_00119 may share a single DAB block.
- T-DAB\_0150** The Administration of UNITED KINGDOM agrees that the T-DAB requirements G\_\_00123 and G\_\_00019 may share a single DAB block.
- T-DAB\_0151** The Administration of UNITED KINGDOM agrees that the T-DAB requirements G\_\_00124 and G\_\_00127 may share a single DAB block.
- T-DAB\_0152** The Administration of UNITED KINGDOM agrees that the T-DAB requirements G\_\_00126 and G\_\_00062 may share a single DAB block.
- T-DAB\_0153** The Administration of UNITED KINGDOM agrees that the T-DAB requirements G\_\_00127 and G\_\_00124 may share a single DAB block.
- T-DAB\_0154** The Administration of UNITED KINGDOM agrees that the T-DAB requirements G\_\_00143 and G\_\_00139 may share a single DAB block.

## M – Sup Info A

- T-DAB\_0155** The Administration of UNITED KINGDOM agrees that the T-DAB requirements G\_\_00147 and G\_\_00160 may share a single DAB block.
- T-DAB\_0156** The Administration of UNITED KINGDOM agrees that the T-DAB requirements G\_\_00163 and G\_\_00219 may share a single DAB block.
- T-DAB\_0157** The Administrations of UNITED KINGDOM and IRELAND agreed between them that the T-DAB requirements G\_\_00163 and IRL80023 may share a single T-DAB block. Each allotment will accept the interference generated by the quoted reference network of the other allotments
- T-DAB\_0158** The Administration of UNITED KINGDOM agrees that the T-DAB requirements G\_\_00165 and G\_\_00267 may share a single DAB block.
- T-DAB\_0159** The Administration of UNITED KINGDOM agrees that the T-DAB requirements G\_\_00178 and G\_\_00263 may share a single DAB block.
- T-DAB\_0160** The Administration of UNITED KINGDOM agrees that the T-DAB requirements G\_\_00195 and G\_\_00059 may share a single DAB block.
- T-DAB\_0161** The Administration of UNITED KINGDOM agrees that the T-DAB requirements G\_\_00195 and G\_\_00062 may share a single DAB block.
- T-DAB\_0162** The Administration of UNITED KINGDOM agrees that the T-DAB requirements G\_\_00199 and G\_\_00029 may share a single DAB block.
- T-DAB\_0163** The Administration of UNITED KINGDOM agrees that the T-DAB requirements G\_\_00217 and G\_\_00223 may share a single DAB block.
- T-DAB\_0164** The Administrations of UNITED KINGDOM and IRELAND agreed between them that the T-DAB requirements G\_\_00219 and IRL80023 may share a single T-DAB block. Each allotment will accept the interference generated by the quoted reference network of the other allotments
- T-DAB\_0165** The Administration of UNITED KINGDOM agrees that the T-DAB requirements G\_\_00220 and G\_\_00061 may share a single DAB block.
- T-DAB\_0166** The Administration of UNITED KINGDOM agrees that the T-DAB requirements G\_\_00223 and G\_\_00217 may share a single DAB block.
- T-DAB\_0167** The Administration of UNITED KINGDOM agrees that the T-DAB requirements G\_\_00228 and G\_\_00270 may share a single DAB block.
- T-DAB\_0168** The Administrations of UNITED KINGDOM and THE NETHERLANDS agreed between them that the T-DAB requirements G\_\_00232 and HOL30202 may share a single T-DAB block. Each allotment will accept the interference generated by the quoted reference network of the other allotments
- T-DAB\_0169** The Administration of UNITED KINGDOM agrees that the T-DAB requirements G\_\_00236 and G\_\_00251 may share a single DAB block.
- T-DAB\_0170** The Administration of UNITED KINGDOM agrees that the T-DAB requirements G\_\_00240 and G\_\_00105 may share a single DAB block.
- T-DAB\_0171** The Administration of UNITED KINGDOM agrees that the T-DAB requirements G\_\_00258 and G\_\_00261 may share a single DAB block.
- T-DAB\_0172** The Administration of UNITED KINGDOM agrees that the T-DAB requirements G\_\_00260 and G\_\_00104 may share a single DAB block.
- T-DAB\_0173** The Administration of UNITED KINGDOM agrees that the T-DAB requirements G\_\_00261 and G\_\_00258 may share a single DAB block.
- T-DAB\_0174** The Administration of UNITED KINGDOM agrees that the T-DAB requirements G\_\_00263 and G\_\_00178 may share a single DAB block.
- T-DAB\_0175** The Administration of UNITED KINGDOM agrees that the T-DAB requirements G\_\_00264 and G\_\_00100 may share a single DAB block.
- T-DAB\_0176** The Administration of UNITED KINGDOM agrees that the T-DAB requirements G\_\_00265 and G\_\_00121 may share a single DAB block.
- T-DAB\_0177** The Administration of UNITED KINGDOM agrees that the T-DAB requirements G\_\_00265 and G\_\_00269 may share a single DAB block.
- T-DAB\_0178** The Administration of UNITED KINGDOM agrees that the T-DAB requirements G\_\_00269 and G\_\_00265 may share a single DAB block.
- T-DAB\_0179** The Administration of UNITED KINGDOM agrees that the T-DAB requirements G\_\_00270 and G\_\_00228 may share a single DAB block.

## M – Sup Info A

- T-DAB\_0180** The Administrations of UNITED KINGDOM and IRELAND agreed between them that the T-DAB requirements G\_\_00271 and IRL80028 may share a single T-DAB block. Each allotment will accept the interference generated by the quoted reference network of the other allotments
- T-DAB\_0181** The Administration of HUNGARY agrees that the T-DAB requirements HNG30026 and HNG30032 may share a single DAB block.
- T-DAB\_0182** The Administration of HUNGARY agrees that the T-DAB requirements HNG30032 and HNG30026 may share a single DAB block.
- T-DAB\_0183** The Administrations of THE NETHERLANDS and UNITED KINGDOM agreed between them that the T-DAB requirements HOL30202 and G\_\_00232 may share a single T-DAB block. Each allotment will accept the interference generated by the quoted reference network of the other allotments
- T-DAB\_0184** The Administration of THE NETHERLANDS agrees that the T-DAB requirements HOL30401 and HOL30703 may share a single DAB block. Each allotment will accept the interference generated by the quoted reference network of the other allotments
- T-DAB\_0185** The Administration of THE NETHERLANDS agrees that the T-DAB requirements HOL30408 and HOL30507 may share a single DAB block. Each allotment will accept the interference generated by the quoted reference network of the other allotments
- T-DAB\_0186** The Administration of THE NETHERLANDS agrees that the T-DAB requirements HOL30410 and HOL30403 may share a single DAB block. Each allotment will accept the interference generated by the quoted reference network of the other allotments
- T-DAB\_0187** The Administration of THE NETHERLANDS agrees that the T-DAB requirements HOL30507 and HOL30408 may share a single DAB block. Each allotment will accept the interference generated by the quoted reference network of the other allotments
- T-DAB\_0188** The Administrations of THE NETHERLANDS and UNITED KINGDOM agreed between them that the T-DAB requirements HOL30702 and G\_\_00035 may share a single T-DAB block. Each allotment will accept the interference generated by the quoted reference network of the other allotments
- T-DAB\_0189** The Administration of THE NETHERLANDS agrees that the T-DAB requirements HOL30703 and HOL30401 may share a single DAB block. Each allotment will accept the interference generated by the quoted reference network of the other allotments
- T-DAB\_0190** The Administration of THE NETHERLANDS agrees that the T-DAB requirements HOL30704 and HOL30807 may share a single DAB block. Each allotment will accept the interference generated by the quoted reference network of the other allotments
- T-DAB\_0191** The Administrations of THE NETHERLANDS and UNITED KINGDOM agreed between them that the T-DAB requirements HOL30704 and G\_\_00034 may share a single T-DAB block. Each allotment will accept the interference generated by the quoted reference network of the other allotments
- T-DAB\_0192** The Administration of THE NETHERLANDS agrees that the T-DAB requirements HOL30708 and HOL30807 may share a single DAB block. Each allotment will accept the interference generated by the quoted reference network of the other allotments
- T-DAB\_0193** The Administrations of THE NETHERLANDS and UNITED KINGDOM agreed between them that the T-DAB requirements HOL30708 and G\_\_00034 may share a single T-DAB block. Each allotment will accept the interference generated by the quoted reference network of the other allotments
- T-DAB\_0194** The Administrations of THE NETHERLANDS and FRANCE agreed between them that the T-DAB requirements HOL30714 and F\_\_03301 may share a single T-DAB block. Each allotment will accept the interference generated by the quoted reference network of the other allotments
- T-DAB\_0195** The Administration of THE NETHERLANDS agrees that the T-DAB requirements HOL30801 and HOL30802 may share a single DAB block. Each allotment will accept the interference generated by the quoted reference network of the other allotments
- T-DAB\_0196** The Administration of THE NETHERLANDS agrees that the T-DAB requirements HOL30807 and HOL30704 may share a single DAB block. Each allotment will accept the interference generated by the quoted reference network of the other allotments
- T-DAB\_0197** The Administration of THE NETHERLANDS agrees that the T-DAB requirements HOL30807 and HOL30708 may share a single DAB block. Each allotment will accept the interference generated by the quoted reference network of the other allotments
- T-DAB\_0198** The Administrations of THE NETHERLANDS and UNITED KINGDOM agreed between them that the T-DAB requirements HOL30807 and G\_\_00034 may share a single T-DAB block. Each allotment will accept the interference generated by the quoted reference network of the other allotments
- T-DAB\_0199** The Administrations of THE NETHERLANDS and UNITED KINGDOM agreed between them that the T-DAB requirements HOL30808 and G\_\_00081 may share a single T-DAB block. Each allotment will accept the interference generated by the quoted reference network of the other allotments

## M – Sup Info A

- T-DAB\_0200** The Administrations of THE NETHERLANDS and UNITED KINGDOM agreed between them that the T-DAB requirements HOL30809 and G\_\_00034 may share a single T-DAB block. Each allotment will accept the interference generated by the quoted reference network of the other allotments
- T-DAB\_0201** The Administration of THE NETHERLANDS agrees that the T-DAB requirements HOL30810 and HOL30811 may share a single DAB block. Each allotment will accept the interference generated by the quoted reference network of the other allotments
- T-DAB\_0202** The Administrations of THE NETHERLANDS and UNITED KINGDOM agreed between them that the T-DAB requirements HOL30811 and G\_\_00039 may share a single T-DAB block. Each allotment will accept the interference generated by the quoted reference network of the other allotments
- T-DAB\_0203** The Administrations of THE NETHERLANDS and BELGIUM agreed between them that the T-DAB requirements HOL30818 and BEL00002 may share a single T-DAB block. Each allotment will accept the interference generated by the quoted reference network of the other allotments
- T-DAB\_0204** The Administrations of THE NETHERLANDS and FRANCE agreed between them that the T-DAB requirements HOL30821 and F\_\_03301 may share a single T-DAB block. Each allotment will accept the interference generated by the quoted reference network of the other allotments
- T-DAB\_0205** The Administrations of THE NETHERLANDS and UNITED KINGDOM agreed between them that the T-DAB requirements HOL31011 and G\_\_00085 may share a single T-DAB block. Each allotment will accept the interference generated by the quoted reference network of the other allotments
- T-DAB\_0206** The Administrations of THE NETHERLANDS and UNITED KINGDOM agreed between them that the T-DAB requirements HOL31011 and G\_\_00081 may share a single T-DAB block. Each allotment will accept the interference generated by the quoted reference network of the other allotments
- T-DAB\_0207** The Administration of THE NETHERLANDS agrees that the T-DAB requirements HOL31011 and HOL31003 may share a single DAB block. Each allotment will accept the interference generated by the quoted reference network of the other allotments
- T-DAB\_0208** The Administration of CROATIA agrees that the T-DAB requirements HRV30001 and HRV30003 may share a single DAB block.
- T-DAB\_0209** The Administration of CROATIA agrees that the T-DAB requirements HRV30003 and HRV30001 may share a single DAB block.
- T-DAB\_0210** The Administrations of CROATIA and ITALY agreed between them that the T-DAB requirements HRV31108 and L\_\_14011 may share a single T-DAB block.
- T-DAB\_0211** The Administrations of CROATIA and SLOVENIA agreed between them that the T-DAB requirements HRV31108 and SVN10005 may share a single T-DAB block. The implementation (conversion into assignments) of both allotments will be such that the calculated field strengths of one allotment at any boundary test point of the other, will not accede the quoted permissible co-block interfering field strength of the victim allotment.
- T-DAB\_0212** The Administration of CROATIA agrees that the T-DAB requirements HRV31310 and HRV31109 may share a single DAB block.
- T-DAB\_0213** The Administration of CROATIA agrees that the T-DAB requirements HRV31310 and HRV31110 may share a single DAB block.
- T-DAB\_0214** The Administration of CROATIA agrees that the T-DAB requirements HRV31408 and HRV31208 may share a single DAB block.
- T-DAB\_0215** The Administration of CROATIA agrees that the T-DAB requirements HRV31408 and HRV31409 may share a single DAB block.
- T-DAB\_0216** The Administrations of IRELAND and UNITED KINGDOM agreed between them that the T-DAB requirements IRL80009 and G\_\_00238 may share a single T-DAB block. Each allotment will accept the interference generated by the quoted reference network of the other allotments
- T-DAB\_0217** The Administrations of IRELAND and UNITED KINGDOM agreed between them that the T-DAB requirements IRL80011 and G\_\_00222 may share a single T-DAB block. Each allotment will accept the interference generated by the quoted reference network of the other allotments
- T-DAB\_0218** The Administrations of IRELAND and UNITED KINGDOM agreed between them that the T-DAB requirements IRL80023 and G\_\_00219 may share a single T-DAB block. Each allotment will accept the interference generated by the quoted reference network of the other allotments
- T-DAB\_0219** The Administrations of IRELAND and UNITED KINGDOM agreed between them that the T-DAB requirements IRL80023 and G\_\_00163 may share a single T-DAB block. Each allotment will accept the interference generated by the quoted reference network of the other allotments

## M – Sup Info A

- T-DAB\_0220** The Administrations of IRELAND and UNITED KINGDOM agreed between them that the T-DAB requirements IRL80028 and G\_\_00271 may share a single T-DAB block. Each allotment will accept the interference generated by the quoted reference network of the other allotments
- T-DAB\_0221** The Administrations of IRELAND and UNITED KINGDOM agreed between them that the T-DAB requirements IRL80029 and G\_\_00069 may share a single T-DAB block. Each allotment will accept the interference generated by the quoted reference network of the other allotments
- T-DAB\_0222** The Administration of ITALY agrees that the T-DAB requirements I\_\_03022 and I\_\_03041 may share a single DAB block. The implementation (conversion into assignments) of both allotments will be such that the calculated field strength at any boundary test point of either allotment will not exceed a value of 45 dB( $\mu$ V/m).
- T-DAB\_0223** The Administration of ITALY agrees that the T-DAB requirements I\_\_03022 and I\_\_03103 may share a single DAB block. The implementation (conversion into assignments) of both allotments will be such that the calculated field strength at any boundary test point of either allotment will not exceed a value of 45 dB( $\mu$ V/m).
- T-DAB\_0224** The Administration of ITALY agrees that the T-DAB requirements I\_\_03041 and I\_\_03022 may share a single DAB block. The implementation (conversion into assignments) of both allotments will be such that the calculated field strength at any boundary test point of either allotment will not exceed a value of 45 dB( $\mu$ V/m).
- T-DAB\_0225** The Administration of ITALY agrees that the T-DAB requirements I\_\_03103 and I\_\_03022 may share a single DAB block. The implementation (conversion into assignments) of both allotments will be such that the calculated field strength at any boundary test point of either allotment will not exceed a value of 45 dB( $\mu$ V/m).
- T-DAB\_0226** The Administration of ITALY agrees that the T-DAB requirements I\_\_04023 and I\_\_05051 may share a single DAB block. The implementation (conversion into assignments) of both allotments will be such that the calculated field strength at any boundary test point of either allotment will not exceed a value of 45 dB( $\mu$ V/m).
- T-DAB\_0227** The Administrations of ITALY and CROATIA agreed between them that the T-DAB requirements I\_\_05012 and HRV31108 may share a single T-DAB block.
- T-DAB\_0228** The Administrations of ITALY and SLOVENIA agreed between them that the T-DAB requirements I\_\_05041 and SVN10010 may share a single T-DAB block. The implementation (conversion into assignments) of both allotments will be such that the calculated field strength at any boundary test point of either allotment will not exceed a value of 45 dB( $\mu$ V/m).
- T-DAB\_0229** The Administration of ITALY agrees that the T-DAB requirements I\_\_05051 and I\_\_04023 may share a single DAB block. The implementation (conversion into assignments) of both allotments will be such that the calculated field strength at any boundary test point of either allotment will not exceed a value of 45 dB( $\mu$ V/m).
- T-DAB\_0230** The Administration of ITALY agrees that the T-DAB requirements I\_\_07011 and I\_\_09052 may share a single DAB block. The implementation (conversion into assignments) of both allotments will be such that the calculated field strength at any boundary test point of either allotment will not exceed a value of 45 dB( $\mu$ V/m).
- T-DAB\_0231** The Administration of ITALY agrees that the T-DAB requirements I\_\_07012 and I\_\_09061 may share a single DAB block. The implementation (conversion into assignments) of both allotments will be such that the calculated field strength at any boundary test point of either allotment will not exceed a value of 45 dB( $\mu$ V/m).
- T-DAB\_0232** The Administration of ITALY agrees that the T-DAB requirements I\_\_07031 and I\_\_08062 may share a single DAB block. The implementation (conversion into assignments) of both allotments will be such that the calculated field strength at any boundary test point of either allotment will not exceed a value of 45 dB( $\mu$ V/m).
- T-DAB\_0233** The Administration of ITALY agrees that the T-DAB requirements I\_\_07031 and I\_\_07042 may share a single DAB block. The implementation (conversion into assignments) of both allotments will be such that the calculated field strength at any boundary test point of either allotment will not exceed a value of 45 dB( $\mu$ V/m).
- T-DAB\_0234** The Administrations of ITALY and CROATIA agreed between them that the T-DAB requirements I\_\_08022 and HRV31108 may share a single T-DAB block.
- T-DAB\_0235** The Administration of ITALY agrees that the T-DAB requirements I\_\_08062 and I\_\_07031 may share a single DAB block. The implementation (conversion into assignments) of both allotments will be such that the calculated field strength at any boundary test point of either allotment will not exceed a value of 45 dB( $\mu$ V/m).
- T-DAB\_0236** The Administration of ITALY agrees that the T-DAB requirements I\_\_08091 and I\_\_05012 may share a single DAB block. The implementation (conversion into assignments) of both allotments will be such that the calculated field strength at any boundary test point of either allotment will not exceed a value of 45 dB( $\mu$ V/m).
- T-DAB\_0237** The Administration of ITALY agrees that the T-DAB requirements I\_\_08091 and I\_\_08022 may share a single DAB block. The implementation (conversion into assignments) of both allotments will be such that the calculated field strength at any boundary test point of either allotment will not exceed a value of 45 dB( $\mu$ V/m).
- T-DAB\_0238** The Administration of ITALY agrees that the T-DAB requirements I\_\_09031 and I\_\_20041 may share a single DAB block. The implementation (conversion into assignments) of both allotments will be such that the calculated field strength at any boundary test point of either allotment will not exceed a value of 45 dB( $\mu$ V/m).







## M – Sup Info A

- T-DAB\_0277** The Administration of ITALY agrees that the T-DAB requirements I\_\_19023 and I\_\_19032 may share a single DAB block. The implementation (conversion into assignments) of both allotments will be such that the calculated field strength at any boundary test point of either allotment will not exceed a value of 45 dB( $\mu$ V/m).
- T-DAB\_0278** The Administration of ITALY agrees that the T-DAB requirements I\_\_19024 and I\_\_19081 may share a single DAB block. The implementation (conversion into assignments) of both allotments will be such that the calculated field strength at any boundary test point of either allotment will not exceed a value of 45 dB( $\mu$ V/m).
- T-DAB\_0279** The Administration of ITALY agrees that the T-DAB requirements I\_\_19024 and I\_\_19091 may share a single DAB block. The implementation (conversion into assignments) of both allotments will be such that the calculated field strength at any boundary test point of either allotment will not exceed a value of 45 dB( $\mu$ V/m).
- T-DAB\_0280** The Administration of ITALY agrees that the T-DAB requirements I\_\_19061 and I\_\_15012 may share a single DAB block. The implementation (conversion into assignments) of both allotments will be such that the calculated field strength at any boundary test point of either allotment will not exceed a value of 45 dB( $\mu$ V/m).
- T-DAB\_0281** The Administration of ITALY agrees that the T-DAB requirements I\_\_19063 and I\_\_12032 may share a single DAB block. The implementation (conversion into assignments) of both allotments will be such that the calculated field strength at any boundary test point of either allotment will not exceed a value of 45 dB( $\mu$ V/m).
- T-DAB\_0282** The Administration of ITALY agrees that the T-DAB requirements I\_\_19091 and I\_\_18021 may share a single DAB block. The implementation (conversion into assignments) of both allotments will be such that the calculated field strength at any boundary test point of either allotment will not exceed a value of 45 dB( $\mu$ V/m).
- T-DAB\_0283** The Administration of ITALY agrees that the T-DAB requirements I\_\_19091 and I\_\_20022 may share a single DAB block. The implementation (conversion into assignments) of both allotments will be such that the calculated field strength at any boundary test point of either allotment will not exceed a value of 45 dB( $\mu$ V/m).
- T-DAB\_0284** The Administration of ITALY agrees that the T-DAB requirements I\_\_19091 and I\_\_12033 may share a single DAB block. The implementation (conversion into assignments) of both allotments will be such that the calculated field strength at any boundary test point of either allotment will not exceed a value of 45 dB( $\mu$ V/m).
- T-DAB\_0285** The Administration of ITALY agrees that the T-DAB requirements I\_\_20022 and I\_\_19091 may share a single DAB block. The implementation (conversion into assignments) of both allotments will be such that the calculated field strength at any boundary test point of either allotment will not exceed a value of 45 dB( $\mu$ V/m).
- T-DAB\_0286** The Administration of ITALY agrees that the T-DAB requirements I\_\_20022 and I\_\_12033 may share a single DAB block. The implementation (conversion into assignments) of both allotments will be such that the calculated field strength at any boundary test point of either allotment will not exceed a value of 45 dB( $\mu$ V/m).
- T-DAB\_0287** The Administration of ITALY agrees that the T-DAB requirements I\_\_20041 and I\_\_09031 may share a single DAB block. The implementation (conversion into assignments) of both allotments will be such that the calculated field strength at any boundary test point of either allotment will not exceed a value of 45 dB( $\mu$ V/m).
- T-DAB\_0288** The Administration of ITALY agrees that the T-DAB requirements I\_\_20042 and I\_\_09061 may share a single DAB block. The implementation (conversion into assignments) of both allotments will be such that the calculated field strength at any boundary test point of either allotment will not exceed a value of 45 dB( $\mu$ V/m).
- T-DAB\_0289** The Administrations of LATVIA and FINLAND agreed between them that the T-DAB requirements LVA30006 and FIN40002 may share a single T-DAB block. The implementation (conversion into assignments) of both allotments will be such that the calculated field strength at any boundary test point of either allotment will not exceed a value of 41 dB( $\mu$ V/m).
- T-DAB\_0290** The Administration of MOLDOVA agrees that the T-DAB requirements MDA15008 and MDA15011 may share a single DAB block.
- T-DAB\_0291** The Administrations of MOLDOVA and UKRAINE agreed between them that the T-DAB requirements MDA15010 and UKR00067 may share a single T-DAB block. The implementation (conversion into assignments) of both allotments will be such that the calculated field strengths of one allotment at any boundary test point of the other, will not exceed the quoted permissible co-block interfering field strength of the victim allotment.
- T-DAB\_0292** The Administration of MOLDOVA agrees that the T-DAB requirements MDA15011 and MDA15008 may share a single DAB block.
- T-DAB\_0293** The Administrations of NORWAY and SWEDEN agreed between them that the T-DAB requirements NOR00011 and S\_\_00002 may share a single T-DAB block. This agreement requires that Sweden uses reference network 2 for their allotment. Regarding the assignments of the Swedish transmitters, the following technical characteristics should be met.

Uddevalla, position:	11E5552, 58N2126	antenna height: 100 m	erp: 1000W
Munkedal, position:	11E4042, 58N2801	antenna height: 50 m	erp: 300W
Kungshamn, position:	11E1535, 58N2141	antenna height: 50 m	erp: 300W

In the case of the transmitters Munkedal and Kungshamn, the e.r.p. should exceed 50 W in the sector 330 degrees - 360 degrees.

## M – Sup Info A

- T-DAB\_0294** The Administrations of NORWAY and DENMARK agreed between them that the T-DAB requirements NOR00013 and DNK20039 may share a single T-DAB block. Each allotment will accept the interference generated by the quoted reference network of the other allotments
- T-DAB\_0295** The Administration of NORWAY agrees that the T-DAB requirements NOR00013 and NOR00026 may share a single DAB block.
- T-DAB\_0296** The Administrations of NORWAY and DENMARK agreed between them that the T-DAB requirements NOR00014 and DNK20051 may share a single T-DAB block. Each allotment will accept the interference generated by the quoted reference network of the other allotments
- T-DAB\_0297** The Administration of NORWAY agrees that the T-DAB requirements NOR00014 and NOR00034 may share a single DAB block.
- T-DAB\_0298** The Administrations of NORWAY and DENMARK agreed between them that the T-DAB requirements NOR00015 and DNK20052 may share a single T-DAB block. Each allotment will accept the interference generated by the quoted reference network of the other allotments
- T-DAB\_0299** The Administrations of NORWAY and DENMARK agreed between them that the T-DAB requirements NOR00016 and DNK20038 may share a single T-DAB block. Each allotment will accept the interference generated by the quoted reference network of the other allotments
- T-DAB\_0300** The Administration of NORWAY agrees that the T-DAB requirements NOR00016 and NOR00021 may share a single DAB block.
- T-DAB\_0301** The Administration of NORWAY agrees that the T-DAB requirements NOR00017 and NOR00040 may share a single DAB block.
- T-DAB\_0302** The Administration of NORWAY agrees that the T-DAB requirements NOR00020 and NOR00038 may share a single DAB block.
- T-DAB\_0303** The Administration of NORWAY agrees that the T-DAB requirements NOR00021 and NOR00016 may share a single DAB block.
- T-DAB\_0304** The Administration of NORWAY agrees that the T-DAB requirements NOR00026 and NOR00013 may share a single DAB block.
- T-DAB\_0305** The Administration of NORWAY agrees that the T-DAB requirements NOR00027 and NOR00029 may share a single DAB block.
- T-DAB\_0306** The Administration of NORWAY agrees that the T-DAB requirements NOR00029 and NOR00027 may share a single DAB block.
- T-DAB\_0307** The Administration of NORWAY agrees that the T-DAB requirements NOR00034 and NOR00014 may share a single DAB block.
- T-DAB\_0308** The Administrations of NORWAY and SWEDEN agreed between them that the T-DAB requirements NOR00035 and S\_00001 may share a single T-DAB block. Each allotment will accept the interference generated by the quoted reference network of the other allotments
- T-DAB\_0309** The Administration of NORWAY agrees that the T-DAB requirements NOR00038 and NOR00020 may share a single DAB block.
- T-DAB\_0310** The Administrations of NORWAY and DENMARK agreed between them that the T-DAB requirements NOR00039 and DNK20037 may share a single T-DAB block. Each allotment will accept the interference generated by the quoted reference network of the other allotments. This agreement requires that Norway uses reference network 2 for their allotment.
- T-DAB\_0311** The Administration of NORWAY agrees that the T-DAB requirements NOR00039 and NOR00019 may share a single DAB block.
- T-DAB\_0312** The Administration of NORWAY agrees that the T-DAB requirements NOR00039 and NOR00045 may share a single DAB block.
- T-DAB\_0313** The Administration of NORWAY agrees that the T-DAB requirements NOR00039 and NOR00049 may share a single DAB block.
- T-DAB\_0314** The Administration of NORWAY agrees that the T-DAB requirements NOR00040 and NOR00017 may share a single DAB block.
- T-DAB\_0315** The Administrations of NORWAY and SWEDEN agreed between them that the T-DAB requirements NOR00041 and S\_00006 may share a single T-DAB block. Each allotment will accept the interference generated by the quoted reference network of the other allotments

## M – Sup Info A

- T-DAB\_0316** The Administrations of NORWAY and SWEDEN agreed between them that the T-DAB requirements NOR00044 and S\_\_00002 may share a single T-DAB block. This agreement requires that Sweden uses reference network 2 for their allotment.
- T-DAB\_0317** The Administrations of NORWAY and DENMARK agreed between them that the T-DAB requirements NOR00054 and DNK20043 may share a single T-DAB block. Each allotment will accept the interference generated by the quoted reference network of the other allotments
- T-DAB\_0318** The Administration of NORWAY agrees that the T-DAB requirements NOR00064 and NOR00072 may share a single DAB block.
- T-DAB\_0319** The Administration of NORWAY agrees that the T-DAB requirements NOR00072 and NOR00064 may share a single DAB block.
- T-DAB\_0320** The Administration of NORWAY agrees that the T-DAB requirements NOR00072 and NOR00079 may share a single DAB block.
- T-DAB\_0321** The Administration of NORWAY agrees that the T-DAB requirements NOR00079 and NOR00072 may share a single DAB block.
- T-DAB\_0322** The Administration of NORWAY agrees that the T-DAB requirements NOR00079 and NOR00087 may share a single DAB block.
- T-DAB\_0323** The Administrations of NORWAY and SWEDEN agreed between them that the T-DAB requirements NOR00080 and S\_\_00046 may share a single T-DAB block. Each allotment will accept the interference generated by the quoted reference network of the other allotments
- T-DAB\_0324** The Administration of NORWAY agrees that the T-DAB requirements NOR00087 and NOR00079 may share a single DAB block.
- T-DAB\_0325** The Administrations of POLAND and SWEDEN agreed between them that the T-DAB requirements POL30013 and S\_\_00020 may share a single T-DAB block. Each allotment will accept the interference generated by the quoted reference network of the other allotments
- T-DAB\_0326** The Administrations of POLAND and SWEDEN agreed between them that the T-DAB requirements POL30016 and S\_\_00020 may share a single T-DAB block. Each allotment will accept the interference generated by the quoted reference network of the other allotments
- T-DAB\_0327** The Administration of SWITZERLAND agrees that the T-DAB requirements SUI00106 and SUI00113 may share a single DAB block. Each allotment will accept the interference generated by the quoted reference network of the other allotments
- T-DAB\_0328** The Administration of SWITZERLAND agrees that the T-DAB requirements SUI00108 and SUI00114 may share a single DAB block. Each allotment will accept the interference generated by the quoted reference network of the other allotments
- T-DAB\_0329** The Administration of SWITZERLAND agrees that the T-DAB requirements SUI00110 and SUI00111 may share a single DAB block. Each allotment will accept the interference generated by the quoted reference network of the other allotments
- T-DAB\_0330** The Administration of SWITZERLAND agrees that the T-DAB requirements SUI00110 and SUI00102 may share a single DAB block. Each allotment will accept the interference generated by the quoted reference network of the other allotments
- T-DAB\_0331** The Administrations of SWITZERLAND and FRANCE agreed between them that the T-DAB requirements SUI00110 and F\_\_03316 may share a single T-DAB block. Each allotment will accept the interference generated by the quoted reference network of the other allotments
- T-DAB\_0332** The Administration of SWITZERLAND agrees that the T-DAB requirements SUI00113 and SUI00106 may share a single DAB block. Each allotment will accept the interference generated by the quoted reference network of the other allotments
- T-DAB\_0333** The Administration of SWITZERLAND agrees that the T-DAB requirements SUI00114 and SUI00108 may share a single DAB block. Each allotment will accept the interference generated by the quoted reference network of the other allotments
- T-DAB\_0334** The Administrations of SLOVENIA and AUSTRIA agreed between them that the T-DAB requirements SVN10003 and AUT01021 may share a single T-DAB block. The implementation (conversion into assignments) of both allotments will be such that the calculated field strengths of one allotment at any boundary test point of the other, will not accede the quoted permissible co-block interfering field strength of the victim allotment taking into account terrain data.
- T-DAB\_0335** The Administrations of SLOVENIA and CROATIA agreed between them that the T-DAB requirements SVN10005 and HRV31108 may share a single T-DAB block. The implementation (conversion into assignments) of both allotments will be such that the calculated field strengths of one allotment at any boundary test point of the other, will not accede the quoted permissible co-block interfering field strength of the victim allotment.

## M – Sup Info A

- T-DAB\_0336** The Administrations of SLOVENIA and ITALY agreed between them that the T-DAB requirements SVN10010 and I\_\_05041 may share a single T-DAB block. The implementation (conversion into assignments) of both allotments will be such that the calculated field strength at any boundary test point of either allotment will not exceed a value of 45 dB( $\mu$ V/m).
- T-DAB\_0337** The Administrations of SWEDEN and DENMARK agreed between them that the T-DAB requirements S\_\_00001 and DNK20047 may share a single T-DAB block. Each allotment will accept the interference generated by the quoted reference network of the other allotments
- T-DAB\_0338** The Administrations of SWEDEN and NORWAY agreed between them that the T-DAB requirements S\_\_00001 and NOR00035 may share a single T-DAB block. Each allotment will accept the interference generated by the quoted reference network of the other allotments
- T-DAB\_0339** The Administration of SWEDEN agrees that the T-DAB requirements S\_\_00001 and S\_\_00056 may share a single DAB block. Each allotment will accept the interference generated by the quoted reference network of the other allotments
- T-DAB\_0340** The Administrations of SWEDEN and DENMARK agreed between them that the T-DAB requirements S\_\_00002 and DNK20011 may share a single T-DAB block. Each allotment will accept the interference generated by the quoted reference network of the other allotments
- T-DAB\_0341** The Administrations of SWEDEN and DENMARK agreed between them that the T-DAB requirements S\_\_00003 and DNK20045 may share a single T-DAB block. Each allotment will accept the interference generated by the quoted reference network of the other allotments
- T-DAB\_0342** The Administration of SWEDEN agrees that the T-DAB requirements S\_\_00004 and S\_\_00069 may share a single DAB block. Each allotment will accept the interference generated by the quoted reference network of the other allotments
- T-DAB\_0343** The Administrations of SWEDEN and DENMARK agreed between them that the T-DAB requirements S\_\_00005 and DNK20033 may share a single T-DAB block. Each allotment will accept the interference generated by the quoted reference network of the other allotments
- T-DAB\_0344** The Administrations of SWEDEN and NORWAY agreed between them that the T-DAB requirements S\_\_00006 and NOR00041 may share a single T-DAB block. Each allotment will accept the interference generated by the quoted reference network of the other allotments
- T-DAB\_0345** The Administrations of SWEDEN and DENMARK agreed between them that the T-DAB requirements S\_\_00008 and DNK20025 may share a single T-DAB block. Each allotment will accept the interference generated by the quoted reference network of the other allotments
- T-DAB\_0347** The Administration of SWEDEN agrees that the T-DAB requirements S\_\_00012 and S\_\_00025 may share a single DAB block. Each allotment will accept the interference generated by the quoted reference network of the other allotments
- T-DAB\_0348** The Administration of SWEDEN agrees that the T-DAB requirements S\_\_00013 and S\_\_00026 may share a single DAB block. Each allotment will accept the interference generated by the quoted reference network of the other allotments
- T-DAB\_0349** The Administrations of SWEDEN and LITHUANIA agreed between them that the T-DAB requirements S\_\_00013 and LTU30032 may share a single T-DAB block. Each allotment will accept the interference generated by the quoted reference network of the other allotments
- T-DAB\_0350** The Administration of SWEDEN agrees that the T-DAB requirements S\_\_00014 and S\_\_00062 may share a single DAB block. Each allotment will accept the interference generated by the quoted reference network of the other allotments
- T-DAB\_0351** The Administrations of SWEDEN and GERMANY agreed between them that the T-DAB requirements S\_\_00016 and D\_\_30005 may share a single T-DAB block. Each allotment will accept the interference generated by the quoted reference network of the other allotments
- T-DAB\_0352** The Administrations of SWEDEN and DENMARK agreed between them that the T-DAB requirements S\_\_00017 and DNK20037 may share a single T-DAB block. Each allotment will accept the interference generated by the quoted reference network of the other allotments
- T-DAB\_0353** The Administrations of SWEDEN and POLAND agreed between them that the T-DAB requirements S\_\_00020 and POL30013 may share a single T-DAB block. Each allotment will accept the interference generated by the quoted reference network of the other allotments
- T-DAB\_0354** The Administrations of SWEDEN and POLAND agreed between them that the T-DAB requirements S\_\_00020 and POL30016 may share a single T-DAB block. Each allotment will accept the interference generated by the quoted reference network of the other allotments
- T-DAB\_0355** The Administration of SWEDEN agrees that the T-DAB requirements S\_\_00025 and S\_\_00012 may share a single DAB block. Each allotment will accept the interference generated by the quoted reference network of the other allotments

## M – Sup Info A

- T-DAB\_0356** The Administration of SWEDEN agrees that the T-DAB requirements S\_\_00026 and S\_\_00013 may share a single DAB block. Each allotment will accept the interference generated by the quoted reference network of the other allotments
- T-DAB\_0357** The Administrations of SWEDEN and NORWAY agreed between them that the T-DAB requirements S\_\_00046 and NOR00080 may share a single T-DAB block. Each allotment will accept the interference generated by the quoted reference network of the other allotments
- T-DAB\_0358** The Administrations of SWEDEN and DENMARK agreed between them that the T-DAB requirements S\_\_00056 and DNK20047 may share a single T-DAB block. Each allotment will accept the interference generated by the quoted reference network of the other allotments
- T-DAB\_0359** The Administration of SWEDEN agrees that the T-DAB requirements S\_\_00056 and S\_\_00001 may share a single DAB block. Each allotment will accept the interference generated by the quoted reference network of the other allotments
- T-DAB\_0360** The Administration of SWEDEN agrees that the T-DAB requirements S\_\_00062 and S\_\_00014 may share a single DAB block. Each allotment will accept the interference generated by the quoted reference network of the other allotments
- T-DAB\_0361** The Administration of SWEDEN agrees that the T-DAB requirements S\_\_00069 and S\_\_00004 may share a single DAB block. Each allotment will accept the interference generated by the quoted reference network of the other allotments
- T-DAB\_0362** The Administrations of TURKEY and ROMANIA agreed between them that the T-DAB requirements TUR00002 and ROU00014 may share a single T-DAB block.
- T-DAB\_0363** The Administration of TURKEY agrees that the T-DAB requirements TUR00003 and TUR00002 may share a single DAB block.
- T-DAB\_0364** The Administration of TURKEY agrees that the T-DAB requirements TUR00003 and TUR70008 may share a single DAB block.
- T-DAB\_0365** The Administrations of FRANCE and SPAIN agreed between them that the T-DAB requirements F\_\_03366 and E\_\_70420 may share a single T-DAB block. The implementation (conversion into assignments) of both allotments will be such that the calculated field strength at any boundary test point of either allotment will not exceed a value of 41 dB( $\mu$ V/m).
- T-DAB\_0366** The Administrations of FRANCE and SPAIN agreed between them that the T-DAB requirements F\_\_03366 and E\_\_70339 may share a single T-DAB block. The implementation (conversion into assignments) of both allotments will be such that the calculated field strength at any boundary test point of either allotment will not exceed a value of 41 dB( $\mu$ V/m).
- T-DAB\_0367** The Administrations of FRANCE and THE NETHERLANDS agreed between them that the T-DAB requirements F\_\_03301 and HOL30714 may share a single T-DAB block. The implementation (conversion into assignments) of both allotments will be such that the calculated field strength at any boundary test point of either allotment will not exceed a value of 41 dB( $\mu$ V/m).
- T-DAB\_0368** The Administrations of FRANCE and UNITED KINGDOM agreed between them that the T-DAB requirements F\_\_03245 and G\_\_00053 may share a single T-DAB block. Each allotment will accept the interference generated by the quoted reference network of the other allotments
- T-DAB\_0369** The Administrations of UNITED KINGDOM and IRELAND agreed between them that the T-DAB requirements G\_\_00238 and IRL80009 may share a single T-DAB block. Each allotment will accept the interference generated by the quoted reference network of the other allotments
- T-DAB\_0370** The Administrations of UNITED KINGDOM and IRELAND agreed between them that the T-DAB requirements G\_\_00222 and IRL80011 may share a single T-DAB block. Each allotment will accept the interference generated by the quoted reference network of the other allotments
- T-DAB\_0371** The Administrations of UNITED KINGDOM and FRANCE agreed between them that the T-DAB requirements G\_\_00053 and F\_\_03245 may share a single T-DAB block. Each allotment will accept the interference generated by the quoted reference network of the other allotments
- T-DAB\_0372** The Administrations of BELGIUM and FRANCE agreed between them that the T-DAB requirements BEL00008 and F\_\_03350 may share a single T-DAB block. Allotment F\_\_03350 will accept interference corresponding to the reference network of allotment BEL00008 in the area defined by the following testpoints: 002E06/51N00;002E30/50N38;001E55/50N15. The allotment F\_\_03350 will be constrained in its implementation such that the calculated field strength at any boundary test point of allotment BEL00008 will not exceed a value of 41 dB( $\mu$ V/m).
- T-DAB\_0373** The Administrations of BELGIUM and THE NETHERLANDS agreed between them that the T-DAB requirements BEL10005 and HOL30709 may share a single T-DAB block. Allotment BEL10005 will accept interference corresponding to the reference network of allotment HOL30709, and will be constrained in its implementation such that the calculated field strength at any boundary test point of allotment HOL30709 will not exceed a value of 45 dB( $\mu$ V/m)

## M – Sup Info A

- T-DAB\_0404** The Administration of UNITED KINGDOM agrees that the T-DAB requirements G\_\_00006 and G\_\_00085 may share a DAB block LN.
- T-DAB\_0405** The Administration of SPAIN agrees that the T-DAB requirement E\_\_70246 can use the DAB block LO
- T-DAB\_0406** The Administration of SPAIN agrees that the T-DAB requirement E\_\_70120 can use the DAB block LJ
- T-DAB\_0407** The Administration of SPAIN agrees that the T-DAB requirement E\_\_70420 can use the DAB block LN
- T-DAB\_0408** The Administration of SPAIN agrees that the T-DAB requirement E\_\_70139 can use the DAB block LJ
- T-DAB\_0409** The Administration of SPAIN agrees that the T-DAB requirement E\_\_70339 can use the DAB block LN
- T-DAB\_0410** The Administration of SPAIN agrees that the T-DAB requirement E\_\_70148 can use the DAB block LL
- T-DAB\_0411** The Administration of SPAIN agrees that the T-DAB requirement E\_\_70648 can use the DAB block LD
- T-DAB\_0412** The Administration of ROMANIA agrees that the T-DAB requirement ROU30115 can use the DAB block LB
- T-DAB\_0413** The Administration of SLOVAK REPUBLIC agrees that the T-DAB requirement SVK0307 can use the DAB block LH
- T-DAB\_0414** The Administrations of AUSTRIA and GERMANY agreed between them that the T-DAB requirement AUT01038 may use a single T-DAB block LK The administration of Germany and Austria agree, that for the Austrian Allotment AUT01038 Salzburg the frequency block LK instead of the frequency block LO may be used.
- T-DAB\_0415** The Administrations of GERMANY and DENMARK agreed between them that the allotment D\_\_30097, using block LK, produces no negative margins at any requirements test points of Danish allotment areas.
- T-DAB\_0416** The Administrations of THE NETHERLANDS and GERMANY agreed between them that the T-DAB requirements:
- HOL30806 may use a T-DAB block LA
  - HOL30810 may use a T-DAB block LC
  - HOL30811 may use a T-DAB block LC
  - HOL30901 may use a T-DAB block LD
  - HOL30903 may use a T-DAB block LD
  - HOL30201 may use a T-DAB block LG
  - HOL30202 may use a T-DAB block LI
- It is assumed that for co-block protection, the cumulative interfering field strength from the transmitters of the real network of the converted allotments HOL30806; HOL30810; HOL30811; HOL30901; HOL30903; HOL30201; HOL30202 into assignments will not exceed a value of 41dB $\mu$ V/m at the boundary test points describing any potential concerned German co-block allotment of the updated plan WI95, calculated for 1% time probability for the interfering field strength.
- T-DAB\_0417** The Administrations of THE NETHERLANDS and DENMARK agreed between them that the T-DAB requirements
- HOL30806 may use a T-DAB block LA
  - HOL30810 may use a T-DAB block LC
  - HOL30811 may use a T-DAB block LC
  - HOL30901 may use a T-DAB block LD
  - HOL30903 may use a T-DAB block LD
  - HOL30201 may use a T-DAB block LG
  - HOL30201 and DNK20029 may share a single T-DAB block.
  - HOL30202 may use a T-DAB block LI
  - HOL30202 and DNK20028 may share a single T-DAB block.
- T-DAB\_0418** The Administrations of THE NETHERLANDS and FRANCE agreed between them that the T-DAB requirements
- HOL30806 may use a T-DAB block LA
  - HOL30810 may use a T-DAB block LC
  - HOL30811 may use a T-DAB block LC
  - HOL30901 may use a T-DAB block LD
  - HOL30903 may use a T-DAB block LD
  - HOL30201 may use a T-DAB block LG
  - HOL30202 may use a T-DAB block LI
- T-DAB\_0419** The Administrations of THE NETHERLANDS and BELGIUM agreed between them that the T-DAB requirements
- HOL30806 may use a T-DAB block LA
  - HOL30810 may use a T-DAB block LC
  - HOL30811 may use a T-DAB block LC
  - HOL30901 may use a T-DAB block LD
  - HOL30903 may use a T-DAB block LD
  - HOL30201 may use a T-DAB block LG
  - HOL30202 may use a T-DAB block LI

Ok for this proposal. Definitive agreement after full analysis.

**T-DAB\_0420**

The Administrations of THE NETHERLANDS and UNITED KINGDOM agreed between them that the T-DAB requirements

HOL30806 may use a T-DAB block LA

HOL30810 may use a T-DAB block LC

HOL30811 may use a T-DAB block LC

HOL30901 may use a T-DAB block LD

HOL30903 may use a T-DAB block LD

HOL30201 may use a T-DAB block LG

HOL30202 may use a T-DAB block LI

HOL30202 and G\_\_00232 may share a single T-DAB block.



**T-DAB and Other Services**

- OS\_0501** The Administrations of DENMARK and GERMANY agreed between them that the T-DAB requirement DNK20016 may use TDAB block LO. D\_\_WF4 is affected by a margin of -1.0 dB. If this value is exceeded before 31 December 2005 then co-ordination is required.
- OS\_0502** The Administrations of DENMARK and GERMANY agreed between them that the T-DAB requirement DNK20027 may use TDAB block LO. The margin of -0.1 dB is accepted by Germany.
- OS\_0503** The Administrations of DENMARK and GERMANY agreed between them that the T-DAB requirement DNK21718 may use TDAB block LN. D\_\_WF4 is affected by a margin of -1.8 dB. If this value is exceeded fore 31 December 2005 then co-ordination is required.
- OS\_0505** The Administrations of SLOVAK REPUBLIC and HUNGARY agreed the following concerning SVK\_DAB\_BB3 and the other service HNG F3. They agree that in the co-ordination process concerning the implementation (conversion into assignments) of the SVK T-DAB allotment the calculated field strength of the assignments will be based on terrain data.
- OS\_0506** The Administrations of SLOVAK REPUBLIC and HUNGARY agreed the following concerning SVK\_DAB\_BA3 and the other service HNG F3. They agree that in the co-ordination process concerning the implementation (conversion into assignments) of the SVK T-DAB allotment the calculated field strength of the assignments will be based on terrain data.
- OS\_0507** The Administrations of SLOVAK REPUBLIC and HUNGARY agreed the following concerning SVK\_DAB\_NI3 and the other service HNG F3. They agree that in the co-ordination process concerning the implementation (conversion into assignments) of the SVK T-DAB allotment the calculated field strength of the assignments will be based on terrain data.
- OS\_0511** The Administrations of CZECH REPUBLIC and UKRAINE agreed the following concerning CZE00015 and the other service UKR WXR. They agree between them that the implementation (conversion into assignments) of the CZE T-DAB allotment will be such that the calculated field strength of the assignment at any boundary test point will take into account the terrain data.
- OS\_0512** The Administrations of SLOVAK REPUBLIC and UKRAINE agreed the following concerning SVK00301 and the other service UKR XR. They agree between them that the implementation (conversion into assignments) of the SVK T-DAB allotment will be such that the calculated field strength of the assignments at the border of Ukraine will take into account the terrain data.
- OS\_0513** The Administrations of SLOVAK REPUBLIC and UKRAINE agreed the following concerning SVK00302 and the other service UKR XR. They agree between them that the implementation (conversion into assignments) of the SVK T-DAB allotment will be such that the calculated field strength of the assignments at the border of Ukraine will take into account the terrain data.
- OS\_0514** The Administrations of SLOVAK REPUBLIC and UKRAINE agreed the following concerning SVK00305 and the other service UKR XR. They agree between them that the implementation (conversion into assignments) of the SVK T-DAB allotment will be such that the calculated field strength of the assignments at the border of Ukraine will take into account the terrain data.
- OS\_0515** The Administrations of ITALY and FRANCE agreed the following concerning I\_\_01011 and the other service F\_\_FB. They agree between them that co-ordination of Italy is required with France (Other Service FB, digital point-to-point telephone system, IRT 1500) if T-DAB are implemented before 2008 for the following allotments:
- I\_\_01011, TORINO\_1 (LB);
  - I\_\_01012, TORINO\_2 (LE);
  - I\_\_01022, ALESSANDRIA\_2 (LA);
  - I\_\_01031, ASTI\_1 (LD);
  - I\_\_01051, CUNEO\_1 (LD);
  - I\_\_02011, AOSTA\_1 (LA);
  - I\_\_02011, AOSTA\_2 (LB);

Remark: If only digital point-to-point telephone system is concerned, then no co-ordination is required. France shall notify to Italy any cessation of any of its other service (FB), and communicate information on existing ones.

Supplementary Information B  
to the  
Special Arrangement  
of the European Conference of Postal and Telecommunications Administrations (CEPT)  
relating to the use of the band 1452 – 1479.5 MHz  
for terrestrial mobile multimedia services  
(MA02revCO07)

List of Test Points

This List is available in electronic form from the Plan Management Body.